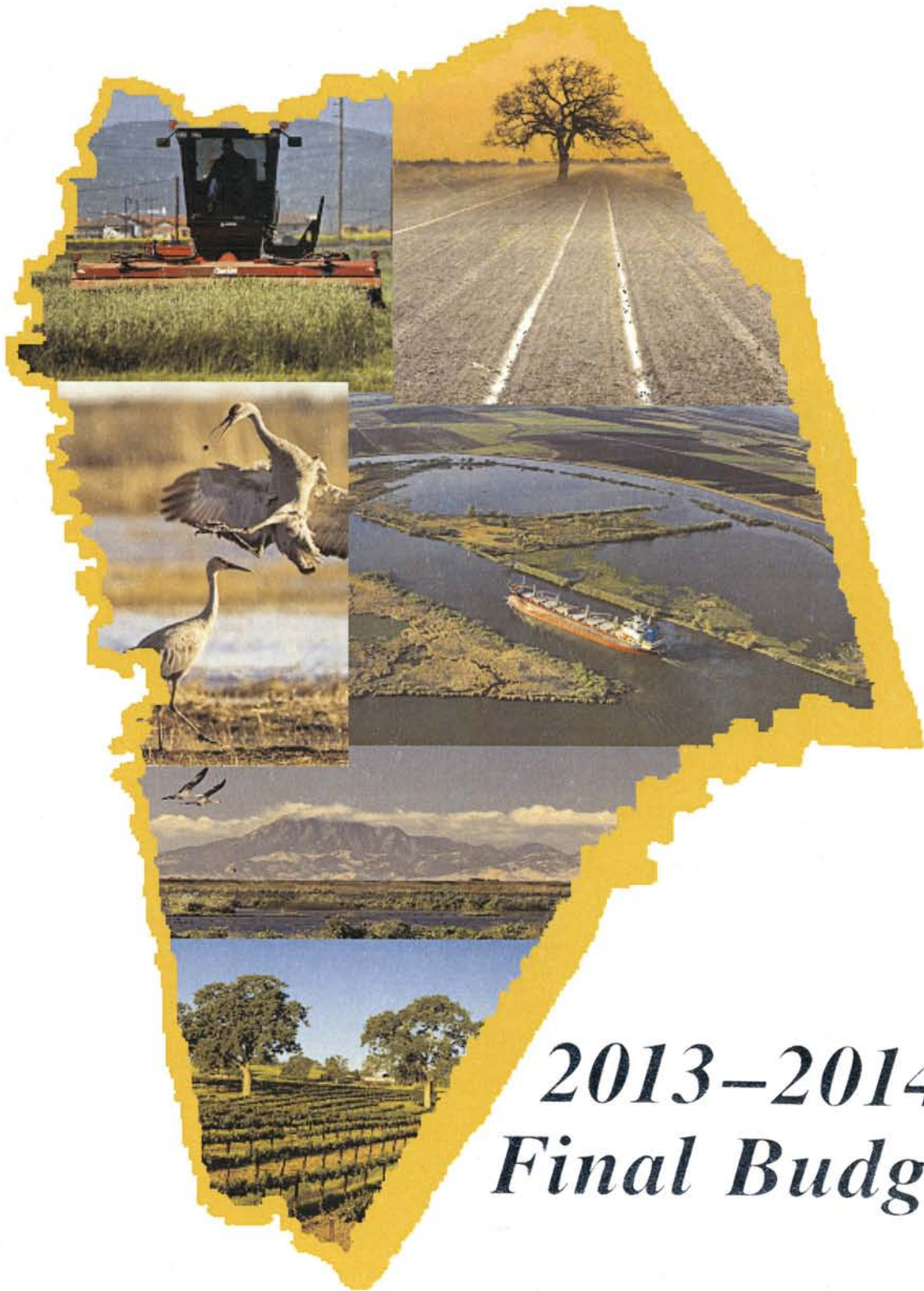



# *County of San Joaquin*




***2013–2014  
Final Budget***




# San Joaquin County Board of Supervisors




**Carlos Villapudua**  
District 1




**Frank L. Ruhstaller**  
District 2



**Ken Vogel**  
District 4  
Chairman



**Steve J. Bestolarides**  
District 3



**Bob Elliott**  
District 5  
Vice Chairman



MIMI DUZENSKI  
Clerk of the Board

# BOARD OF SUPERVISORS

44 NORTH SAN JOAQUIN STREET, SUITE 627  
STOCKTON, CALIFORNIA 95202  
TELEPHONE: 209/468-3113  
FAX: 209/468-3694

KEN VOGEL  
Chairman  
Fourth District

BOB ELLIOTT  
Vice Chairman  
Fifth District

CARLOS VILLAPUDUA  
First District

LARRY RUHSTALLER  
Second District

STEVE J. BESTOLARIDES  
Third District

October 1, 2013

To the Citizens of San Joaquin County:

## Fiscal Year 2013-2014 County Budget

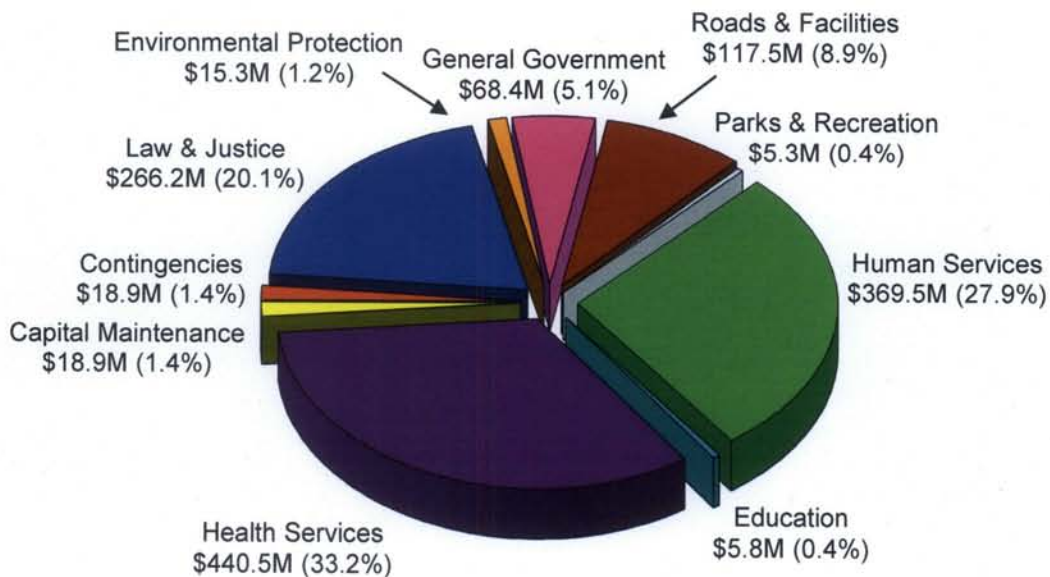
The Final Budget of San Joaquin County for the fiscal year beginning July 1, 2013 totals \$1,326,294,412. The Board of Supervisors adopted the Final Budget on June 27, 2013, following public hearings on the Proposed 2013-2014 County Budget.

The budget provides appropriations for the operation of all departments and agencies of County government. The budget is fully offset by estimated revenues which will finance the spending plan.

### Requirements

The \$1,326,294,412 budget includes a basic budget totaling \$1,054,781,429 plus enterprise funds for the General Hospital, Stockton Metropolitan Airport, and Solid Waste Division of \$271,512,983. The requirements to finance all County programs are allocated in ten functional areas as depicted below:

### 2013-2014 Appropriations

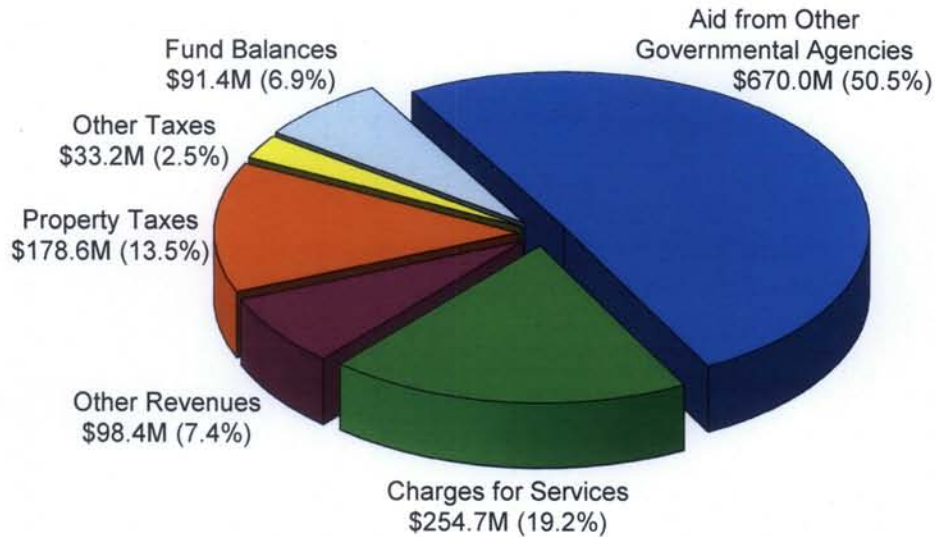


**Total: \$1.326 Billion**

## Available Funds

The cost of public services delivered by the County in fiscal year 2013-2014 are funded from the following anticipated revenue sources:

### 2013-2014 Available Funds



**Total: \$1.326 Billion**

## Net County Cost

For most County programs the cost is either fully or partially offset by earned or program revenues. The balances of the program requirements are referred to as the "Net County Cost." A total of \$241,761,843 of Net County Cost in the \$1,326,294,412 County budget is supported by general purpose revenue sources such as property tax, local sales tax, and General Fund interest earnings. The Net County Cost for each functional area is as follows:

<u>Program</u>	<u>2013-2014 Amount</u>	<u>Percentage of Total</u>
<i>General Government</i>	\$32.1 M	13.3%
<i>Capital Maintenance &amp; Improvement</i>	13.8 M	5.7%
<i>Environmental Protection</i>	3.8 M	1.6%
<i>Law &amp; Justice</i>	128.1 M	53.0%
<i>Roads &amp; Facilities</i>	1.6 M	0.7%
<i>Health Services</i>	25.6 M	10.6%
<i>Human Services</i>	15.0 M	6.2%
<i>Education</i>	0.5 M	0.2%
<i>Parks &amp; Recreation</i>	2.3 M	1.0%
<i>Contingencies</i>	18.9 M	7.8%
<i>Total Net County Cost</i>	\$241.7 M	100.0%

## Staffing

The County workforce is comprised of employees who hold permanently allocated positions and those who work in temporary, extra-help, and contract capacities. The following table illustrates the staffing support assigned to each functional area for fiscal year 2013-2014:

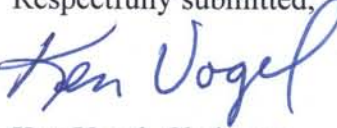
<u>Program</u>	<u>2013-2014 Allocation</u>	<u>Percentage of Total</u>
<i>General Government</i>	454.2	7.2%
<i>Capital Maintenance &amp; Improvement</i>	48.9	0.8%
<i>Environmental Protection</i>	136.6	2.2%
<i>Law &amp; Justice</i>	1,634.3	25.8%
<i>Roads &amp; Facilities</i>	225.2	3.6%
<i>Health Services</i>	2,474.7	39.1%
<i>Human Services</i>	1,302.7	20.6%
<i>Education</i>	4.0	0.1%
<i>Parks &amp; Recreation</i>	51.1	0.8%
<i>Total Staffing</i>	6,331.7	100.0%

## Budget Format

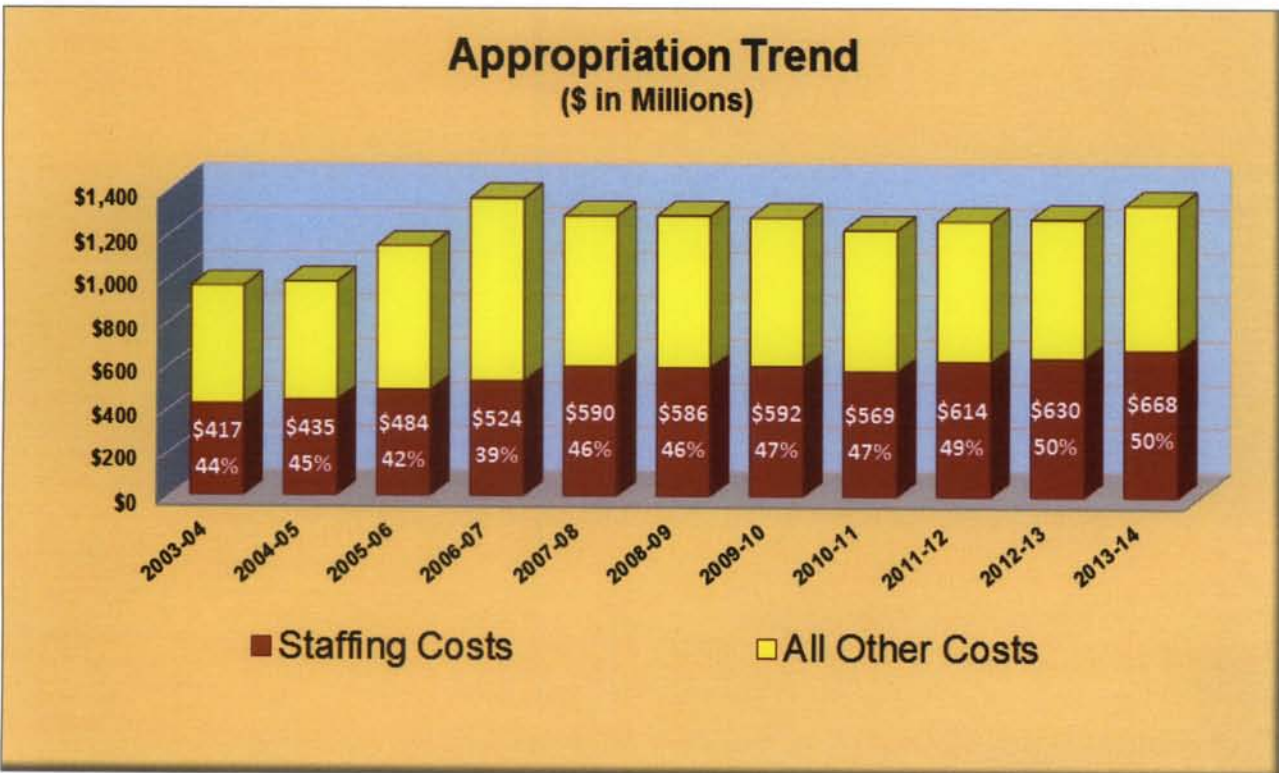
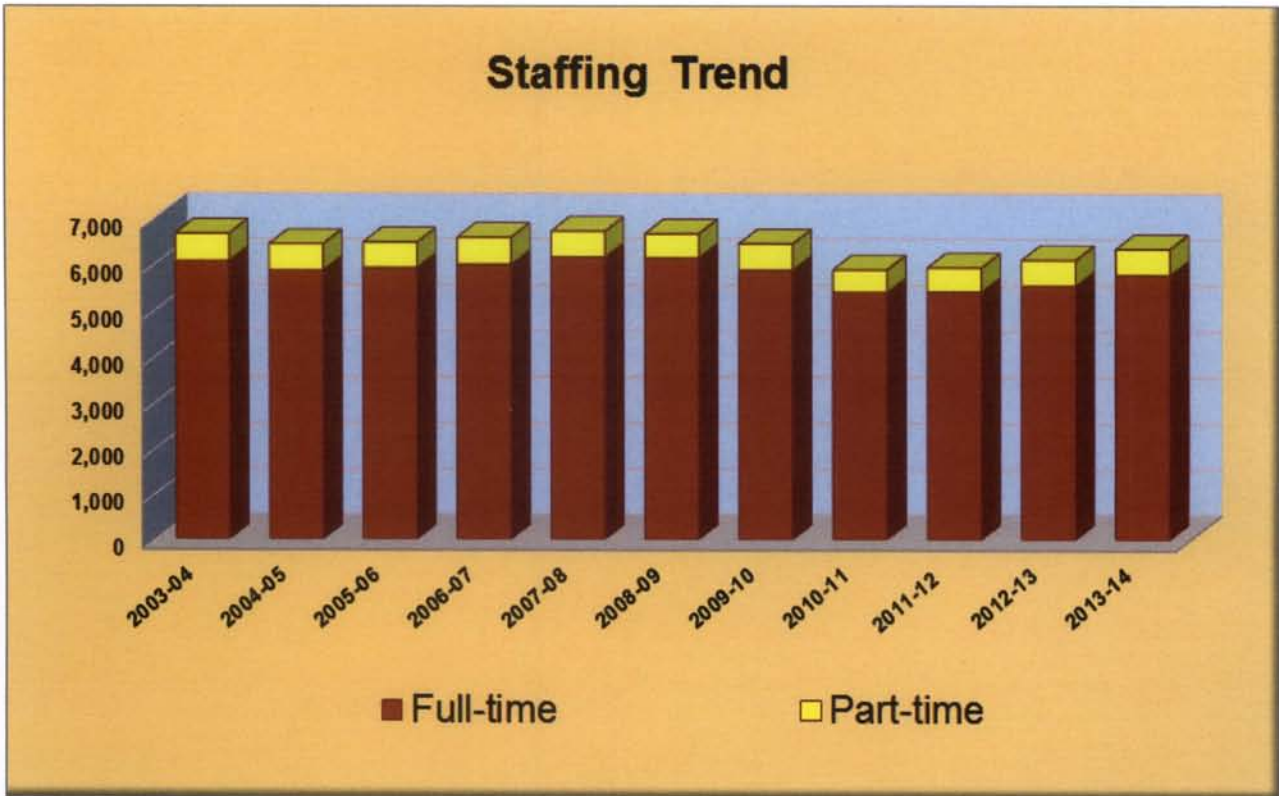
Following this summary are Budget Schedules as prescribed by State law. The budget appropriations and sources of financing for the County operations and programs are detailed in the schedules listed below.

- Schedule 1 - Summary of All County Funds
- Schedules 2 through 9 - Governmental Fund Operations/Programs
- Schedule 10 - Internal Service Fund Operations
- Schedule 11 - Enterprise Fund Operations
- Schedules 12 through 15 - Special Districts Governed by the Board of Supervisors

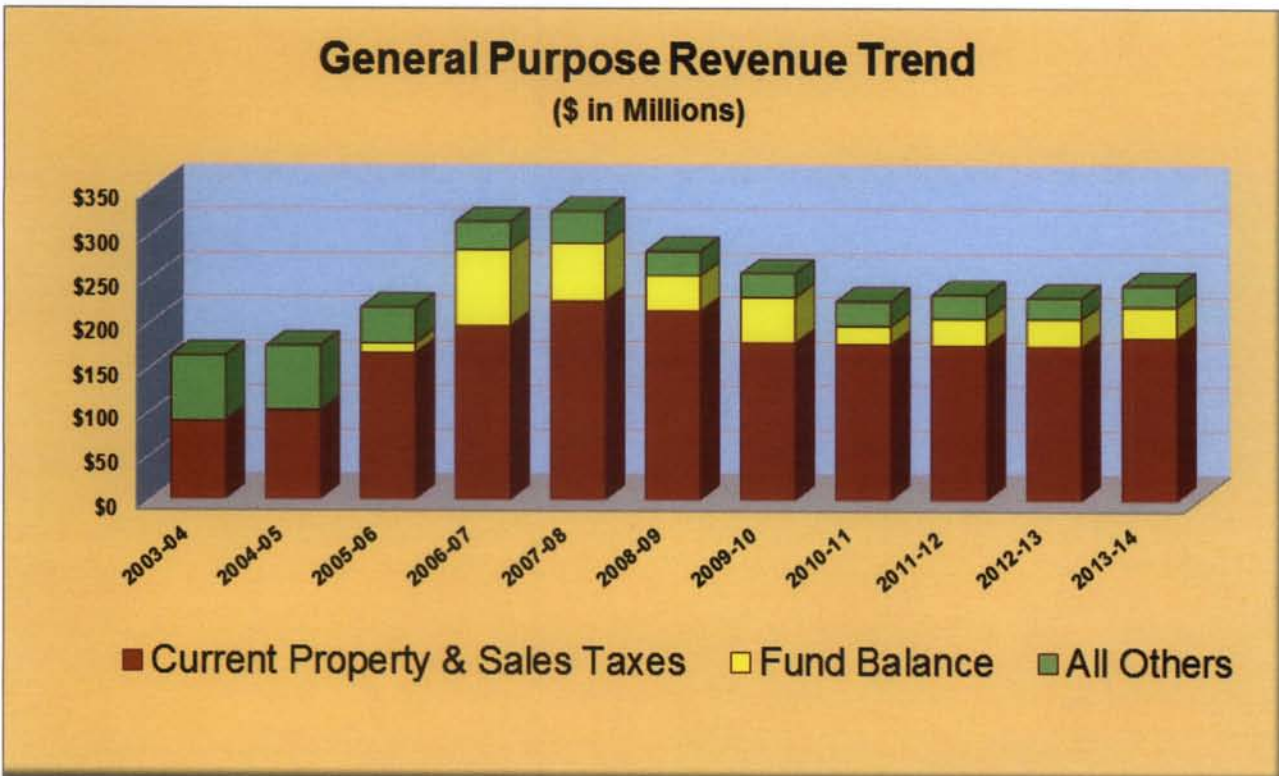
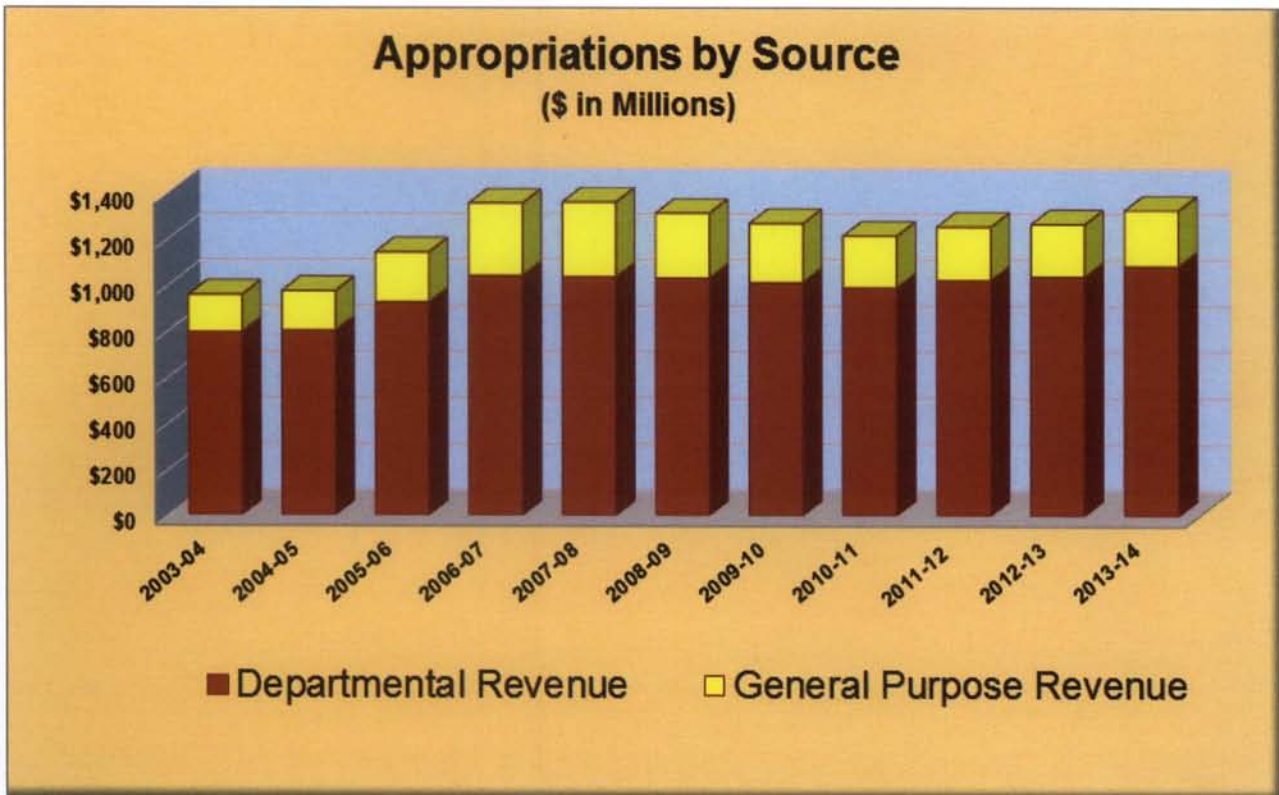
The County budget provides a fiscal plan for operation in fiscal year 2013-2014. It is also a policy document to provide for the continued development of San Joaquin County government balancing public services with available resources of future years.

Respectfully submitted,  
  
Ken Vogel, Chairman  
Board of Supervisors

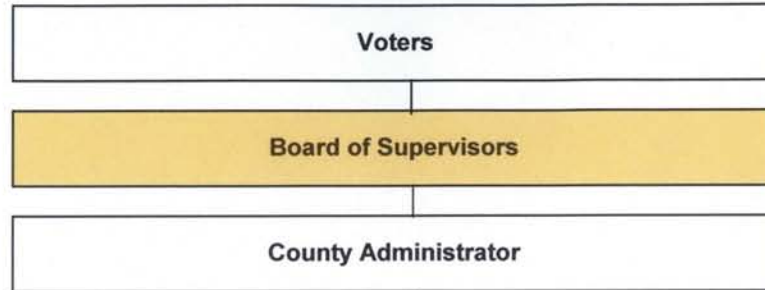
## Statistical Summary - Adopted County Budget Fiscal Years 2003-04 to 2013-14



**Statistical Summary - Adopted County Budget  
Fiscal Years 2003-04 to 2013-14**



## Functional Organization Chart



General Government & Capital Maintenance	Law & Justice	Roads & Facilities	Health Services	Human Services	Environmental Protection	Recreation & Education
Assessor-Recorder-County Clerk	District Attorney	Aviation	Environmental Health	Employment & Economic Development	Agriculture/Weights & Measures	Cooperative Extension
Auditor-Controller	Sheriff-Coroner-Public Administrator	Public Works	Health Care Services	Human Services	Community Development	Library
Treasurer-Tax Collector	Child Support		San Joaquin General Hospital			Parks & Recreation
County Counsel	Probation					
General Services	Public Defender					
Human Resources						
Information Systems						
Purchasing/Support Services						

<b>Elected Officials</b>
<b>Appointed Officials</b>

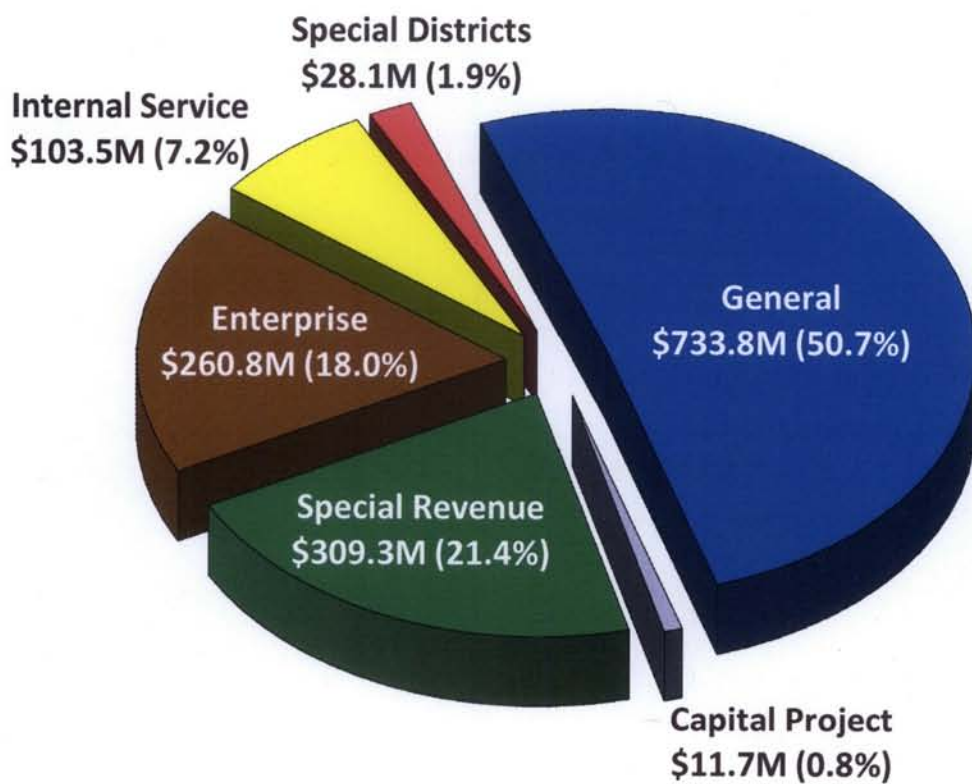
## Directory of County Officials

<b>Agricultural Commissioner/Sealer</b> Scott Hudson	2101 E. Earhart, Stockton
<b>Airport Director</b> Vacant	5000 S. Airport, Stockton
<b>Assessor-Recorder-County Clerk</b> Ken Blakemore	44 N. San Joaquin, Stockton
<b>Auditor-Controller</b> Jay Wilverding	44 N. San Joaquin, Stockton
<b>Board of Supervisors</b>	
<b>First District</b> Carlos Villapudua	44 N. San Joaquin, Stockton
<b>Second District</b> Larry Ruhstaller	44 N. San Joaquin, Stockton
<b>Third District</b> Steve Bestolarides	44 N. San Joaquin, Stockton
<b>Fourth District</b> Ken Vogel	44 N. San Joaquin, Stockton
<b>Fifth District</b> Bob Elliott	44 N. San Joaquin, Stockton
<b>Child Support Services Director</b> Judith Grimes	826 N. California, Stockton
<b>Clerk of the Board of Supervisors</b> Mimi Duzenski	44 N. San Joaquin, Stockton
<b>Community Development Director</b> Kerry Sullivan	1810 E. Hazelton, Stockton
<b>Cooperative Extension Director</b> Brent Holtz	2101 E. Earhart, Stockton
<b>County Administrator</b> Monica Nino	44 N. San Joaquin, Stockton
<b>County Counsel</b> David Wooten	44 N. San Joaquin, Stockton
<b>District Attorney</b> James Willett	Courthouse, Stockton
<b>Employment &amp; Economic Development Director</b> John Solis	56 S. Lincoln, Stockton
<b>Environmental Health Services Director</b> Donna Heran	1868 E. Hazelton, Stockton

<b>General Services Director</b> Gabriel Karam	44 N. San Joaquin, Stockton
<b>Health Care Services Director</b> Kenneth Cohen	SJ General Hospital, French Camp
<b>Human Resources Director</b> Cynthia Clays	44 N. San Joaquin, Stockton
<b>Human Services Director</b> Joseph Chelli	102 S. San Joaquin, Stockton
<b>Information Systems Director</b> Jerry Becker	44 N. San Joaquin, Stockton
<b>Probation Officer, Chief</b> Stephanie James	Juvenile Justice Center, French Camp
<b>Public Defender</b> Peter Fox	327 E. Main, Stockton
<b>Public Works Director</b> Thomas Gau	1810 E. Hazelton, Stockton
<b>Purchasing &amp; Support Services Director</b> David Louis	44 N. San Joaquin, Stockton
<b>San Joaquin General Hospital Chief Executive Officer</b> David Culberson	SJ General Hospital, French Camp
<b>Sheriff-Coroner/Public Administrator</b> Steve Moore	Sheriff's Operation Center, French Camp
<b>Treasurer-Tax Collector</b> Shabbir Khan	44 N. San Joaquin, Stockton

# Budget Summary Schedules

## 2013-2014 Budget by Fund



Total: \$1.447 Billion

**COUNTY OF SAN JOAQUIN  
SCHEDULE 1  
ALL FUNDS SUMMARY  
FISCAL YEAR 2013-2014**

FUND NAME	TOTAL FINANCING SOURCES				TOTAL FINANCING USES		
	FUND BALANCE UNRESERVED/ UNDESIGNATED JUNE 30, 2013	DECREASES TO RESERVES/ DESIGNATIONS/ NET ASSETS	ADDITIONAL FINANCING SOURCES	TOTAL FINANCING SOURCES	FINANCING USES	INCREASES TO RESERVES/ DESIGNATIONS/ NET ASSETS	TOTAL FINANCING USES
<b>GOVERNMENTAL FUNDS</b>							
GENERAL FUNDS	43,564,297		699,274,170	742,838,467	733,818,483	9,019,984	742,838,467
SPECIAL REVENUE FUNDS	54,342,028	9,423,169	254,286,846	318,052,043	309,272,869	8,779,174	318,052,043
CAPITAL PROJECT FUNDS	17,133,508		11,004,547	28,138,055	11,690,077	16,447,978	28,138,055
<b>TOTAL GOVERNMENTAL FUNDS</b>	<b>115,039,833</b>	<b>9,423,169</b>	<b>964,565,563</b>	<b>1,089,028,565</b>	<b>1,054,781,429</b>	<b>34,247,136</b>	<b>1,089,028,565</b>
<b>OTHER FUNDS</b>							
INTERNAL SERVICE FUNDS		9,937,862	94,742,288	104,680,150	103,489,897	1,190,253	104,680,150
ENTERPRISE FUNDS		329,312	270,295,293	270,624,605	260,862,764	9,761,841	270,624,605
SPECIAL DISTRICTS	6,725,899	4,039,226	19,178,715	29,943,840	28,065,872	1,877,968	29,943,840
<b>TOTAL OTHER FUNDS</b>	<b>6,725,899</b>	<b>14,306,400</b>	<b>384,216,296</b>	<b>405,248,595</b>	<b>392,418,533</b>	<b>12,830,062</b>	<b>405,248,595</b>
<b>TOTAL ALL FUNDS</b>	<b>121,765,732</b>	<b>23,729,569</b>	<b>1,348,781,859</b>	<b>1,494,277,160</b>	<b>1,447,199,962</b>	<b>47,077,198</b>	<b>1,494,277,160</b>

**COUNTY OF SAN JOAQUIN**  
**SCHEDULE 2**  
**GOVERNMENTAL FUNDS SUMMARY**  
**FISCAL YEAR 2013-2014**

FUND #	FUND NAME	TOTAL FINANCING SOURCES				TOTAL FINANCING USES		
		FUND BALANCE UNRESERVED/ UNDESIGNATED JUNE 30, 2013	DECREASES TO RESERVES/ DESIGNATIONS/ NET ASSETS	ADDITIONAL FINANCING SOURCES	TOTAL FINANCING SOURCES	FINANCING USES	INCREASES TO RESERVES/ DESIGNATIONS/ NET ASSETS	TOTAL FINANCING USES
<b>GENERAL FUNDS</b>								
10001	COUNTY GENERAL	25,105,363		698,832,026	723,937,389	714,917,405	9,019,984	723,937,389
10011	RESERVE FOR CONTINGENCIES	18,458,934		442,144	18,901,078	18,901,078		18,901,078
<b>TOTAL GENERAL FUNDS</b>		<b>43,564,297</b>		<b>699,274,170</b>	<b>742,838,467</b>	<b>733,818,483</b>	<b>9,019,984</b>	<b>742,838,467</b>
<b>SPECIAL REVENUE FUNDS</b>								
20002	COUNTY ROAD	14,213,021	7,623,600	48,298,909	70,135,530	70,135,530		70,135,530
20005	FISH AND GAME	37,865	14,844	8,300	61,009	61,009		61,009
20007	MENTAL HEALTH	2,461,415		110,692,083	113,153,498	110,692,083	2,461,415	113,153,498
20008	WORKFORCE INVESTMENT ACT	242,794		13,366,099	13,608,893	13,366,099	242,794	13,608,893
20009	HEAD START			24,495,389	24,495,389	24,495,389		24,495,389
20010	RABIES TREATMENT							
20013	ROAD DISTRICT NO 1	1,910,412		574,900	2,485,312	2,201,370	283,942	2,485,312
20014	ROAD DISTRICT NO 2	844,469		353,500	1,197,969	622,034	575,935	1,197,969
20015	ROAD DISTRICT NO 3	683,319	267,222	722,700	1,673,241	1,673,241		1,673,241
20016	ROAD DISTRICT NO 4	5,223,468		3,289,200	8,512,668	8,457,507	55,161	8,512,668
20017	ROAD DISTRICT NO 5	2,746,378		1,110,052	3,856,430	3,592,940	263,490	3,856,430
20018	LIBRARY	748,538		5,423,951	6,172,489	5,423,951	748,538	6,172,489
20020	SUPPLEMENTAL LOCAL LAW ENF							
20024	JUSTICE ASSISTANCE GRANT-JAG	43,494		189,000	232,494	191,324	41,170	232,494
20026	JUSTICE ASSISTANCE GRANT-ARRA	34			34		34	34
20034	DA NARC ENFORCEMENT			40,200	40,200	40,200		40,200
20035	SHERIFF NARC ENFORCEMENT	35,492		66,889	102,381	96,030	6,351	102,381
20037	RECORDERS MODERNIZATION	1,470,343		1,017,461	2,487,804	2,054,900	432,904	2,487,804
20038	CHILD SUPPORT SERVICES	169,954	38,948	15,357,821	15,566,723	15,566,723		15,566,723
20039	COMMUNITY INFRASTRUCTURE	19,843,592	1,478,555	2,795,737	24,117,884	24,117,884		24,117,884
20041	CHILDREN AND FAMILIES			1,137,526	1,137,526	1,137,526		1,137,526
20047	SUBST ABUSE AND CRIME PREV							
20051	LOC COMM CORRECTIONS-AB118	2,832,684		22,762,660	25,595,344	22,762,660	2,832,684	25,595,344
20052	SUPPLE LAW ENFORCT-AB109	834,756		2,584,469	3,419,225	2,584,469	834,756	3,419,225
<b>TOTAL SPECIAL REVENUE FUNDS</b>		<b>54,342,028</b>	<b>9,423,169</b>	<b>254,286,846</b>	<b>318,052,043</b>	<b>309,272,869</b>	<b>8,779,174</b>	<b>318,052,043</b>
<b>CAPITAL PROJECT FUNDS</b>								
20048	AIRPORT EAST PROJECT							
37004	COUNTY CAPITAL OUTLAY	17,133,508		11,004,547	28,138,055	11,690,077	16,447,978	28,138,055
<b>TOTAL CAPITAL PROJECT FUNDS</b>		<b>17,133,508</b>		<b>11,004,547</b>	<b>28,138,055</b>	<b>11,690,077</b>	<b>16,447,978</b>	<b>28,138,055</b>
<b>TOTAL GOVERNMENTAL FUNDS</b>		<b>115,039,833</b>	<b>9,423,169</b>	<b>964,565,563</b>	<b>1,089,028,565</b>	<b>1,054,781,429</b>	<b>34,247,136</b>	<b>1,089,028,565</b>

**COUNTY OF SAN JOAQUIN  
SCHEDULE 3  
FUND BALANCE - GOVERNMENTAL FUNDS  
FISCAL YEAR 2013-2014**

FUND #	FUND NAME	FUND BALANCE JUNE 30, 2013	LESS: FUND BALANCE-RESERVED/DESIGNATED			FUND BALANCE UNRESERVED/ UNDESIGNATED JUNE 30, 2013
			ENCUMBRANCES	GENERAL & OTHER RESERVES	DESIGNATIONS	
<b>GENERAL FUNDS</b>						
10001	COUNTY GENERAL	36,699,134	10,318,238		1,275,533	25,105,363
10011	RESERVE FOR CONTINGENCIES	18,458,934				18,458,934
10012	GENERAL RESERVE	10,003,085		10,003,085		
<b>TOTAL GENERAL FUNDS</b>		<b>65,161,153</b>	<b>10,318,238</b>	<b>10,003,085</b>	<b>1,275,533</b>	<b>43,564,297</b>
<b>SPECIAL REVENUE FUNDS</b>						
20002	COUNTY ROAD	33,596,442	10,312,825		9,070,596	14,213,021
20005	FISH AND GAME	150,035			112,170	37,865
20007	MENTAL HEALTH	9,995,975	4,502,345		3,032,216	2,461,415
20008	WORKFORCE INVESTMENT ACT	2,904,494	434,895		2,226,804	242,794
20009	HEAD START	20,000	20,000			
20010	RABIES TREATMENT					
20013	ROAD DISTRICT NO 1	2,277,800	367,312		76	1,910,412
20014	ROAD DISTRICT NO 2	1,114,905	269,659		777	844,469
20015	ROAD DISTRICT NO 3	1,040,968	60,207		297,442	683,319
20016	ROAD DISTRICT NO 4	5,224,072			604	5,223,468
20017	ROAD DISTRICT NO 5	3,932,983	983,046		203,558	2,746,378
20018	LIBRARY	1,098,032			349,494	748,538
20020	SUPPLEMENTAL LOCAL LAW ENF					
20024	JUSTICE ASSISTANCE GRANT-JAG	221,013	37,894		139,625	43,494
20026	JUSTICE ASSISTANCE GRANT-ARRA	15,421			15,387	34
20034	DA NARC ENFORCEMENT					
20035	SHERIFF NARC ENFORCEMENT	48,877			13,385	35,492
20037	RECORDERS MODERNIZATION	4,824,003	720,212		2,633,448	1,470,343
20038	CHILD SUPPORT SERVICES	451,934	21,689		260,291	169,954
20039	COMMUNITY INFRASTRUCTURE	21,322,147			1,478,555	19,843,592
20041	CHILDREN AND FAMILIES					
20047	SUBST ABUSE AND CRIME PREV					
20051	LOC COMM CORRECTIONS-AB118	4,922,532	654,601		1,435,247	2,832,684
20052	SUPPLE LAW ENFORCEMENT-AB109	1,739,968	209,019		696,193	834,756
<b>TOTAL SPECIAL REVENUE FUNDS</b>		<b>94,901,601</b>	<b>18,593,704</b>		<b>21,965,868</b>	<b>54,342,028</b>
<b>CAPITAL PROJECT FUNDS</b>						
20048	AIRPORT EAST PROJECT	7,381,991	7,381,991			
37004	COUNTY CAPITAL OUTLAY	39,065,069	21,931,561			17,133,508
<b>TOTAL CAPITAL PROJECT FUNDS</b>		<b>46,447,060</b>	<b>29,313,552</b>			<b>17,133,508</b>
<b>TOTAL GOVERNMENTAL FUNDS</b>		<b>206,509,814</b>	<b>58,225,495</b>	<b>10,003,085</b>	<b>23,241,401</b>	<b>115,039,833</b>

**COUNTY OF SAN JOAQUIN**  
**SCHEDULE 4**  
**RESERVES/DESIGNATIONS - BY GOVERNMENTAL FUNDS**  
**FISCAL YEAR 2013-2014**

FUND #	DESCRIPTION	RESERVES/ DESIGNATIONS JUNE 30, 2013	DECREASES OR CANCELLATIONS		INCREASES OR NEW		TOTAL RESERVES/ DESIGNATIONS FOR BUDGET YEAR
			RECOMMENDED	ADOPTED BY BOARD OF SUPERVISORS	RECOMMENDED	ADOPTED BY BOARD OF SUPERVISORS	
<b>GENERAL FUNDS</b>							
10001	COUNTY GENERAL FUND				9,019,984	9,019,984	9,019,984
10001	DESIGNATED-WELFARE FRAUD PROSECUTION	679,151					679,151
10001	DESIGNATED-AGING & COMMUNITY SERVICES PROGRAMS	596,382					596,382
10012	GENERAL RESERVE	10,003,085					10,003,085
<b>TOTAL GENERAL FUNDS</b>		<b>11,278,618</b>			<b>9,019,984</b>	<b>9,019,984</b>	<b>20,298,602</b>
<b>SPECIAL REVENUE FUNDS</b>							
20002	COUNTY ROAD	9,070,596	7,623,600	7,623,600			1,446,996
20005	FISH AND GAME	112,170	14,844	14,844			97,326
20007	MENTAL HEALTH	3,032,216			2,461,415	2,461,415	5,493,631
20008	WORKFORCE INVESTMENT ACT	2,226,804			242,794	242,794	2,469,598
20009	HEAD START						
20010	RABIES TREATMENT						
20013	ROAD DISTRICT NO 1	76			283,942	283,942	284,018
20014	ROAD DISTRICT NO 2	777			575,935	575,935	576,712
20015	ROAD DISTRICT NO 3	297,442	267,222	267,222			30,220
20016	ROAD DISTRICT NO 4	604			55,161	55,161	55,765
20017	ROAD DISTRICT NO 5	203,558			263,490	263,490	467,048
20018	LIBRARY	349,494			748,538	748,538	1,098,032
20020	SUPPLEMENTAL LOCAL LAW ENF						
20024	JUSTICE ASSISTANCE GRANT-JAG	139,625			41,170	41,170	180,795
20026	JUSTICE ASSISTANCE GRANT-ARRA	15,387			34	34	15,421
20034	DA NARC ENFORCEMENT						
20035	SHERIFF NARC ENFORCEMENT	13,385			6,351	6,351	19,736
20037	RECORDERS MODERNIZATION	2,633,448			432,904	432,904	3,066,352
20038	CHILD SUPPORT SERVICES	260,291	38,948	38,948			221,343
20039	COMMUNITY INFRASTRUCTURE	1,478,555	1,478,555	1,478,555			
20041	CHILDREN AND FAMILIES						
20047	SUBST ABUSE AND CRIME PREV						
20051	LOC COMM CORRECTIONS-AB118	1,435,247			2,832,684	2,832,684	4,267,931
20052	SUPPLE LAW ENFORCEMENT-AB109	696,193			834,756	834,756	1,530,949
<b>TOTAL SPECIAL REVENUE FUNDS</b>		<b>21,965,868</b>	<b>9,423,169</b>	<b>9,423,169</b>	<b>8,779,174</b>	<b>8,779,174</b>	<b>15,522,993</b>
<b>CAPITAL PROJECT FUNDS</b>							
20048	AIRPORT EAST PROJECT						
37004	COUNTY CAPITAL OUTLAY				16,447,978	16,447,978	16,447,978
<b>TOTAL CAPITAL PROJECT FUNDS</b>					<b>16,447,978</b>	<b>16,447,978</b>	<b>16,447,978</b>
<b>TOTAL GOVERNMENTAL FUNDS</b>		<b>33,244,486</b>	<b>9,423,169</b>	<b>9,423,169</b>	<b>34,247,136</b>	<b>34,247,136</b>	<b>52,269,573</b>

**COUNTY OF SAN JOAQUIN**  
**SCHEDULE 5**  
**SUMMARY OF ADDITIONAL FINANCING SOURCES BY SOURCE AND FUND**  
**GOVERNMENTAL FUNDS**  
**FISCAL YEAR 2013-2014**

DESCRIPTION	2011-2012 ACTUAL	2012-2013 ACTUAL	2013-2014 RECOMMENDED	2013-2014 ADOPTED BY BOARD OF SUPERVISORS
<b>SUMMARIZATION BY SOURCE</b>				
PROPERTY TAXES - CURRENT SECURED	166,058,370	164,644,366	171,281,700	171,281,700
PROPERTY TAXES - CURRENT UNSECURED	5,811,661	5,941,021	5,843,909	5,843,909
PROPERTY TAXES - PRIOR UNSECURED	144,877	162,808	5,000	5,000
PROPERTY TAXES - RESIDUAL DISTRIBUTION		3,527,498	542,100	542,100
SUPPLEMENTAL PROPERTY TAXES - CURRENT	(150,133)	1,045,737	1,013,000	1,013,000
SUPPLEMENTAL PROPERTY TAXES - PRIOR	748	37,198	22,000	22,000
SALES AND USE TAXES	14,547,532	15,893,599	16,400,000	16,400,000
OTHER TAXES	9,724,472	10,006,887	16,191,200	16,191,200
<b>TOTAL TAXES</b>	<b>196,137,528</b>	<b>201,259,113</b>	<b>211,298,909</b>	<b>211,298,909</b>
LICENSES, PERMITS AND FRANCHISES	5,688,512	6,675,132	5,596,094	5,596,094
FINES, FORFEITURES AND PENALTIES	6,667,810	7,849,605	7,775,157	7,775,157
REVENUE FROM USE OF MONEY AND PROPERTY	1,627,734	2,309,069	1,675,897	1,675,897
INTERGOVERNMENTAL REVENUES				
STATE	288,137,318	307,997,152	335,216,241	335,216,241
FEDERAL	222,828,365	217,037,382	250,425,416	250,425,416
OTHER	5,028,697	4,057,689	4,468,245	4,468,245
CHARGES FOR SERVICES	69,077,299	71,922,603	77,799,104	78,887,841
MISCELLANEOUS REVENUES	4,135,401	2,028,418	3,304,090	3,304,090
OTHER FINANCING SOURCES				
TRANSFERS IN	67,441,485	88,847,818	65,634,980	65,436,923
OTHER FINANCING SOURCES	491,875	549,114	480,750	480,750
<b>TOTAL SUMMARIZATION BY SOURCE</b>	<b>867,262,023</b>	<b>910,533,096</b>	<b>963,674,883</b>	<b>964,565,563</b>
<b>SUMMARIZATION BY FUND</b>				
10001 COUNTY GENERAL	655,372,308	675,109,616	698,431,161	698,832,026
10011 COUNTY CONTINGENCY	3,405,558	4,111,438	1,041,066	442,144
20002 COUNTY ROAD	34,156,858	31,195,780	48,298,909	48,298,909
20005 FISH & GAME	9,584	11,425	8,300	8,300
20007 MENTAL HEALTH	84,506,889	93,174,947	110,692,083	110,692,083
20008 WORKFORCE INVESTMENT ACT	12,630,961	11,945,385	13,366,099	13,366,099
20009 COUNTY HEAD START	26,727,038	25,204,992	24,495,389	24,495,389
20010 RABIES TREATMENT	77,635			
20013 ROAD DISTRICT NO 1	497,729	547,025	574,900	574,900

**COUNTY OF SAN JOAQUIN**  
**SCHEDULE 5**  
**SUMMARY OF ADDITIONAL FINANCING SOURCES BY SOURCE AND FUND**  
**GOVERNMENTAL FUNDS**  
**FISCAL YEAR 2013-2014**

DESCRIPTION	2011-2012 ACTUAL	2012-2013 ACTUAL	2013-2014 RECOMMENDED	2013-2014 ADOPTED BY BOARD OF SUPERVISORS
20014 ROAD DISTRICT NO 2	594,735	334,614	353,500	353,500
20015 ROAD DISTRICT NO 3	714,081	692,340	722,700	722,700
20016 ROAD DISTRICT NO 4	3,238,998	3,144,528	3,289,200	3,289,200
20017 ROAD DISTRICT NO 5	1,263,337	1,055,784	1,110,052	1,110,052
20018 LIBRARY FUND	4,959,450	5,573,099	5,423,951	5,423,951
20020 SUPPLEMENTAL LOCAL LAW ENFORCE	774,050	-		
20024 JUSTICE ASSISTANCE GRANT-JAG	189,000	226,890	189,000	189,000
20026 JUSTICE ASSISTANCE GRANT-ARRA	355,580	34		
20034 DA NARCOTICS ENFORCEMENT	30,227	28,379	40,200	40,200
20035 SHERIFF NARCOTICS ENFORCEMENT	10,965	12,859	66,889	66,889
20037 RECORDERS MODERNIZATION	810,004	897,228	1,017,461	1,017,461
20038 CHILD SUPPORT SERVICES	15,789,941	14,491,844	15,357,821	15,357,821
20039 COMMUNITY INFRASTRUCTURE	3,005,243	2,391,116	1,707,000	2,795,737
20041 CHILDREN & FAMILIES PROGRAM	992,957	1,045,170	1,137,526	1,137,526
20047 SUBSTANCE ABUSE & CRIME PREVENTION	(4,462)	-		
20048 AIRPORT EAST PROJECT		-		
20051 LOC COMMUNITY CORRECTNS-AB118	8,179,024	18,864,831	22,762,660	22,762,660
20052 SUPPLE LAW ENFORCEMENT-AB109	1,934,158	2,790,023	2,584,469	2,584,469
37004 COUNTY CAPITAL OUTLAY	7,040,174	17,683,749	11,004,547	11,004,547
<b>TOTAL SUMMARIZATION BY FUND</b>	<b>867,262,023</b>	<b>910,533,096</b>	<b>963,674,883</b>	<b>964,565,563</b>

**COUNTY OF SAN JOAQUIN**  
**SCHEDULE 6**  
**DETAIL OF ADDITIONAL FINANCING SOURCES BY FUND AND ACCOUNT**  
**GOVERNMENTAL FUNDS**  
**FISCAL YEAR 2013-2014**

FUND NAME	FINANCING SOURCE CATEGORY	FINANCING SOURCE ACCOUNT	2011-2012 ACTUAL	2012-2013 ACTUAL	2013-2014 RECOMMENDED	2013-2014 ADOPTED BY BOARD OF SUPERVISORS
<b>GENERAL FUNDS</b>						
<b>10001 GENERAL FUND</b>						
<b>TAXES</b>						
	4100100010	PROPERTY TAX-SECURED	94,283,541	94,582,428	98,370,000	98,370,000
	4100100050	PROPERTY TAX-IN LIEU VLF	62,228,647	60,325,727	62,738,000	62,738,000
	4100200070	PROPERTY TAX-SECURED-SB813	(141,473)	984,572	1,000,000	1,000,000
	4101000000	PROPERTY TAX-UNSECURED	5,077,962	5,213,266	5,100,000	5,100,000
	4101000007	PROPERTY TAX-UNSECURED-SB813	(46,208)	(52,864)	(90,000)	(90,000)
	4101000010	PROPERTY TAX-UNSECURED-BOAT	209,591	192,319	192,319	192,319
	4101000020	PROPERTY TAX-SB 813-PRIOR	704	35,053	22,000	22,000
	4101000030	PROPERTY TAX-UNSECURED-PRIOR	131,683	148,008	5,000	5,000
	4101000101	PROP TAX-RESID DISTR-MTCA SA		149,732	150,000	150,000
	4101000102	PROP TAX-RESID DISTR-RIPN SA		316,263	316,000	316,000
	4101000104	PROP TAX-RESID DISTR-TRCY SA		90,106	46,000	46,000
	4101000202	PROPERTY TAX-LMIHF-RIPON SA		73,002		
	4101000204	PROPERTY TAX-LMIHF-TRACY SA		620,687		
	4101000301	PROP TAX-OTH MONEYS-MANTECA SA		1,991,843		
	4107000000	SALES AND USE TAXES	11,233,656	11,454,373	12,000,000	12,000,000
	4107000001	SALES AND USE TAX-IN LIEU SUT	3,313,876	4,439,225	4,400,000	4,400,000
	4107000040	SALES AND USE TAXES-TRANSPORT	2,000	2,000	2,000	2,000
	4109000020	OTHER TAXES-HOTEL & MOTEL	322,712	319,848	350,000	350,000
	4109000030	OTHER TAXES-DOCUMENTARY STAMP	2,059,572	2,661,181	2,700,000	2,700,000
	4109000050	OTHER TAXES-RACEHORSE	2,542	2,277	3,000	3,000
	<b>TOTAL TAXES</b>		<b>178,678,804</b>	<b>183,549,046</b>	<b>187,304,319</b>	<b>187,304,319</b>
<b>LICENSES, PERMITS AND FRANCHISES</b>						
	4201000000	LICENSE/PERMITS-BUSINESS	106,678	103,355	120,000	120,000
	4201000500	LICENSE/PERMITS-PEST CONTL	19,815	19,795	18,750	18,750
	4201000700	LICENSE/PERMITS-APIARY REGI	200	90	175	175
	4202000010	LICENSE/PERMITS-MOBILE HOME	12,566	14,187	15,000	15,000
	4202000030	LICENSE/PERMITS-PLAN CHECK	427,002	633,447	494,465	494,465
	4204000400	LICENSES/PERMITS-GUN	8,084	10,592	8,000	8,000
	4204000900	LICENSE/PERMITS-FIRE	38,847	31,796	45,000	45,000
	4204001000	LICENSE/PERMITS-EXPLOSIVES	1,250	1,525	1,600	1,600
	4204040010	PERMITS-AMBULANCE	362,500	440,000	527,500	527,500
	4204040020	PERSONNEL CERTIFICATION FEE	1,575	4,920	600	600
	4204040030	PERSONNEL CERT FEE-EMSA	19,326	18,324	17,000	17,000
	4204040040	LICENSE FEE-EMD	1,584	1,221	1,320	1,320

**COUNTY OF SAN JOAQUIN**  
**SCHEDULE 6**  
**DETAIL OF ADDITIONAL FINANCING SOURCES BY FUND AND ACCOUNT**  
**GOVERNMENTAL FUNDS**  
**FISCAL YEAR 2013-2014**

<b>FUND NAME</b>	<b>FINANCING SOURCE CATEGORY</b>	<b>FINANCING SOURCE ACCOUNT</b>	<b>2011-2012 ACTUAL</b>	<b>2012-2013 ACTUAL</b>	<b>2013-2014 RECOMMENDED</b>	<b>2013-2014 ADOPTED BY BOARD OF SUPERVISORS</b>
4204040050	LICENSE FEE-EMR		825	858	660	660
4204040060	LICENSE FEE-EMT		32,550	31,612	17,000	17,000
4204040070	LICENSE FEE-MICN		2,750	2,420	3,300	3,300
4204040080	LICENSE FEE-PARAMEDIC		6,875	13,700	4,500	4,500
4205000090	LICENSE/PERMITS-BURIAL		10,848	11,074	10,000	10,000
4205000110	LICENSE/PERMITS-MARRIAGES		2,804	2,703	2,800	2,800
4207000000	LICENSE/PERMITS-CONSTRUCTION		1,968,104	2,777,223	1,771,174	1,771,174
4208001010	FRANCHISES-GENERAL-CA WATER		160,638	151,411	151,000	151,000
4208001020	FRANCHISES-GENERAL-PG&E GAS		375,952	380,791	381,000	381,000
4208001030	FRANCHISES-GENERAL-PG&E ELECTR		1,286,762	1,282,447	1,282,000	1,282,000
4208001050	FRANCHISES-GENERAL-STANDARD GA		233		250	250
4208003010	FRANCHISES-CATV		606,349	595,486	573,000	573,000
<b>TOTAL LICENSES, PERMITS AND FRANCHISES</b>			<b>5,454,115</b>	<b>6,528,977</b>	<b>5,446,094</b>	<b>5,446,094</b>
<b>FINES, FORFEITURES AND PENALTIES</b>						
4301000010	FINES-VEHICLE CODE		521,970	449,624	476,952	476,952
4301000080	FINES-CHILD RESTRAINT		4,008	3,922	4,000	4,000
4301000090	MOE-BASE FINES/FEES		4,097,593	3,385,299	4,000,000	4,000,000
4301000091	MOE-EXCESS FINES/FEES - ST SHR		(765,088)	(204,738)	(152,595)	(152,595)
4305000010	FINES-OTHER COURT		31,150	19,426	31,000	31,000
4305000170	FINES-ALCOHOL LAB FEE-SHERIFF		14,306	49,735	40,000	40,000
4305000230	FINES-ROBBERY-THEFT-CRIME PREV		641	600	500	500
4305000240	FINES-TVS FEES		354,314	341,557	350,000	350,000
4305000250	FINES-OTHER-PROBATION		18,102	15,789	15,000	15,000
4306900000	FINES-PC 1463.28-EXCESS BAIL		35,524	23,707	30,000	30,000
4316000000	PENALTIES ON DEL TAXES-COST		110,756	166,156	262,000	262,000
4316000001	PENALTIES ON DEL TAXES-INT		2,026,789	3,216,416	2,400,000	2,400,000
4316001000	PENALTIES-DELINQ-SB813		41,881	160,686	100,000	100,000
4320000000	FINES-CIVIL PENALTY-ENVTL PROT		6,281			
<b>TOTAL FINES, FORFEITURES AND PENALTIES</b>			<b>6,498,226</b>	<b>7,628,179</b>	<b>7,556,857</b>	<b>7,556,857</b>
<b>REVENUE FROM USE OF MONEY AND PROPERTY</b>						
4400000000	INTEREST INCOME		154,764	1,042,262	410,000	410,000
4400100100	INTEREST-DELINQ. ACCT RECBL		183,601	185,799	148,000	148,000
4410002200	RENTS/SUBLEASE		85,969			
4410002500	RENTS-FREEDOM COFFEE		13,500	6,500	15,000	15,000
4410011600	RENTS/PARKING FACILITY		180,591	231,865	178,710	178,710
4410020300	RENTS/PROPERTY		10,500	8,412	8,400	8,400
4410022500	RENTS/PROPERTY-RTD		34,952	32,039	36,000	36,000
4410022700	RENTS/PROPERTY-AMER AG CREDIT		21,368	21,368	21,372	21,372

**COUNTY OF SAN JOAQUIN**  
**SCHEDULE 6**  
**DETAIL OF ADDITIONAL FINANCING SOURCES BY FUND AND ACCOUNT**  
**GOVERNMENTAL FUNDS**  
**FISCAL YEAR 2013-2014**

<b>FUND NAME</b>	<b>FINANCING SOURCE CATEGORY</b>	<b>FINANCING SOURCE ACCOUNT</b>	<b>2011-2012 ACTUAL</b>	<b>2012-2013 ACTUAL</b>	<b>2013-2014 RECOMMENDED</b>	<b>2013-2014 ADOPTED BY BOARD OF SUPERVISORS</b>
4410023100	RENTS/OTHER ADV DISPLAYS		1,200	1,200	1,200	1,200
4410023200	RENTS/DEVILLE APTS LEACHFIELDS				75	75
4410023400	RENTS/CAR POOL PARKING		16,020	7,980	4,000	4,000
4410040600	RENTS/OTHER-COMMUNITY CENTER		400		360	360
4410041200	RENTS/OTHER-ANIMAL CONTROL-CAT		41	41		
4410041600	RENTS/OTHER-HONOR FARM		75,240	75,240	81,180	81,180
4420000000	RENTS/ VENDING MACHINES		2,363	2,258	2,750	2,750
4422003000	RENTS/CAA-TEL LEASE		11,673	9,877	10,775	10,775
4440233000	ROYALTIES- OIL & GAS		44,573	45,201	40,787	40,787
<b>TOTAL REVENUE FROM USE OF MONEY AND PROPERTY</b>			<b>836,754</b>	<b>1,670,042</b>	<b>958,609</b>	<b>958,609</b>
<b>INTERGOVERNMENTAL REVENUES - STATE</b>						
4504000600	ST-MOTO VHCL FEE-R&T11001.5(B)		1,488,937	301,461	300,000	300,000
4505110000	STATE-IN-LIEU TAXES		97	1,612		
4505120000	ST-UNCLAIMED GAS TAX		927,712	928,606	906,024	906,024
4505200000	ST-REALIGNMENT-SALES TAX-SS		31,626,958	34,632,303	34,880,004	34,880,004
4505220000	ST-REALIGNMENT-SALES TX-HTH-PH		165,962	832,430	840,000	840,000
4505300000	ST-REALIGNMENT-VLF-MH		1,426,409	491,069	491,069	491,069
4505320000	ST-REALIGNMENT-VLF-SS		1,129,873	1,132,909	1,110,000	1,110,000
4505340000	ST-REALIGNMENT-VLF-HLTH		13,455,583	13,491,739	11,716,253	11,716,253
4505500000	ST-HOMEOWNER PROP TAX		1,285,460	1,234,499	1,050,000	1,050,000
4509000000	ST-AGRICULTURE		2,209,143	2,123,861	2,198,421	2,198,421
4520000000	ST-CORRECTIONS		810,291	837,482	796,780	796,780
4520100000	ST-PUBLIC PROTECTION-DA		582,579	2,693,965	1,795,591	1,795,591
4520100049	ST-DA-VICTIM WITNESS		171,788	63,359	75,000	75,000
4520200000	ST-DEPT OF JUSTICE		3,808	3,291	4,000	4,000
4521600000	ST-PUBLIC PROTECTION-SHRF		1,262,367	1,023,299	800,495	800,495
4521600057	ST-PUBLIC PROTECTION-SHRF-911		44,664	48,632	45,000	45,000
4522700000	ST-PUBLIC PROTECTION-PROB		1,980,513	1,446,984	1,788,746	1,788,746
4522700100	ST-PROB-SB933 PLACEMENT		44,552			
4522700300	ST-PROB-AB636 CWSOIP				35,000	35,000
4522700500	ST-PROB-DJJ REALIGNMENT				150,000	150,000
4522700600	ST-PROB-CCCPIA		900,105	1,216,937	1,376,878	1,376,878
4522704200	ST-REST FINE REBATE		54,180	42,440	50,000	50,000
4522800000	ST-PUBLIC PROTECTION-OTHER		16,215	21,808	137,425	137,425
4527100000	ST-LAW ENFORCE TRAINING		379,925	481,222	474,054	474,054
4527200000	ST-PUBLIC SAFETY-172		40,190,563	44,346,869	46,650,000	46,650,000
4527400000	ST-OCJP-OES-BD OF CORR		2,566,047	1,493,005	1,102,256	1,102,256
4527500000	ST-CSA-JABG-AMYVPT-ART		12,935			
4527600000	ST-ENVIRONMENTAL PROT		753,089	568,251	743,967	743,967

**COUNTY OF SAN JOAQUIN**  
**SCHEDULE 6**  
**DETAIL OF ADDITIONAL FINANCING SOURCES BY FUND AND ACCOUNT**  
**GOVERNMENTAL FUNDS**  
**FISCAL YEAR 2013-2014**

<b>FUND NAME</b>	<b>FINANCING SOURCE CATEGORY</b>	<b>FINANCING SOURCE ACCOUNT</b>	<b>2011-2012 ACTUAL</b>	<b>2012-2013 ACTUAL</b>	<b>2013-2014 RECOMMENDED</b>	<b>2013-2014 ADOPTED BY BOARD OF SUPERVISORS</b>
4527600080	ST-ABANDONED VEHICLE ABATEMENT		45,134	39,721	35,000	35,000
4527800000	ST-REALIGNMENT-AB118 2011		39,849,848	49,166,482	49,888,633	49,888,633
4528000000	ST-SHRF BOATING SFTY		596,461	402,394	586,596	586,596
4528200000	ST-MANDATE-SB 90		1,385,310	999,464	1,176,428	1,176,428
4529800000	ST-TRIAL COURT-GRANTS/PROG		103,494	82,951	70,000	70,000
4540000000	ST-CAL CHILDREN SVS				4,119,603	4,119,603
4540100000	ST-CHILD HLTH		1,871	462	925,595	925,595
4540200000	ST-CHILDREN/MILK		274,572	252,478	261,460	261,460
4547000000	ST-OTHER HEALTH		11,100,454	10,356,368	6,332,158	6,332,158
4547200000	ST-HEALTH		210,163	217,443	195,000	195,000
4550000000	ST-PUBLIC ASST-ADM		23,067,971	25,906,398	31,814,050	31,814,050
4556000000	ST-AGING/COMMUNITY SVCS		2,546,664	148,582	147,209	147,209
4557000000	ST-OTHER		2,978,905	2,619,857	2,544,420	2,544,420
4557100000	ST-SOCIAL SVS		22,236,028	15,880,664	20,802,922	20,802,922
<b>TOTAL INTERGOVERNMENTAL REVENUES - STATE</b>			<b>207,886,629</b>	<b>215,531,297</b>	<b>228,416,037</b>	<b>228,416,037</b>
<b>INTERGOVERNMENTAL REVENUES - FEDERAL</b>						
4558100000	FEDERAL-SOCIAL SVS-ADM		12,251,842	16,493,149	16,124,230	16,124,230
4558200000	FEDERAL-SOCIAL SERVICES		133,234,429	127,766,642	147,967,659	147,967,659
4559100000	FEDERAL-HEALTH				1,539,284	1,539,284
4561000000	FEDERAL-DIASTER		233,526	25,960		
4562000000	FEDERAL - IN LIEU TAXES		5,375	5,245		
4563000000	FEDERAL-COPS		1,825,832	2,780,754	1,931,377	1,931,377
4563000100	FEDERAL-COPS-JAG RECOVERY		233,533			
4563100000	FEDERAL-COPS MORE			27,902		
4564000000	FEDERAL-OTHER		354,958	285,843	283,000	283,000
4564100000	FEDERAL-DOMESTIC PREPARE		2,031,146	1,539,020	2,641,377	2,641,377
4564301000	FEDERAL-FHWA			20,000		
4565000000	FEDERAL-CDBG		2,704,028	2,719,159	5,432,740	5,432,740
4565200000	FEDERAL-CDBG-HOME		4,123,493	3,891,361	4,164,404	4,164,404
4566000000	FEDERAL-HUD		524,872	433,995	300,000	300,000
4567000000	FEDERAL-AGING/COMMUNITY SVS		5,643,889	3,781,101	4,275,379	4,275,379
4567010000	FEDERAL-CAA FEMA		62,867	43,548	47,500	47,500
4567020000	FEDERAL - FEMA		82,111			
4569000000	FEDERAL-OTHER		587,194	340,185	600,768	600,768
4569001000	FEDERAL- DEPT OF JUSTICE			174,443		
4569001100	FEDERAL-USDOJ-VAWA STOP		91,337	77,993	80,000	80,000
4569001200	FEDERAL-DOJ-OJP-BJA-TYGR			249,292	100,000	100,000
<b>TOTAL INTERGOVERNMENTAL REVENUES - FEDERAL</b>			<b>163,990,432</b>	<b>160,655,592</b>	<b>185,487,718</b>	<b>185,487,718</b>

**COUNTY OF SAN JOAQUIN**  
**SCHEDULE 6**  
**DETAIL OF ADDITIONAL FINANCING SOURCES BY FUND AND ACCOUNT**  
**GOVERNMENTAL FUNDS**  
**FISCAL YEAR 2013-2014**

<b>FUND NAME</b>	<b>FINANCING SOURCE CATEGORY</b>	<b>FINANCING SOURCE ACCOUNT</b>	<b>2011-2012 ACTUAL</b>	<b>2012-2013 ACTUAL</b>	<b>2013-2014 RECOMMENDED</b>	<b>2013-2014 ADOPTED BY BOARD OF SUPERVISORS</b>
<b>INTERGOVERNMENTAL REVENUES - OTHER</b>						
4571000000	OTHER GOV'T AID-CITIES		2,893	34,169	6,000	6,000
4572000000	OTHER GOV'T AID-COUNTIES		105,000	70,000	172,895	172,895
4573000000	OTHER GOV'T AID-SCHOOLS		465,943	414,316	450,000	450,000
4574000000	OTHER GOV'T AID-OTHER		10,266	13,397	10,250	10,250
4576000000	OTHER GOVT-REDEVL MNT PASS-THR		3,065,304	2,992,758	3,000,000	3,000,000
<b>TOTAL INTERGOVERNMENTAL REVENUES - OTHER</b>			<b>3,649,406</b>	<b>3,524,640</b>	<b>3,639,145</b>	<b>3,639,145</b>
<b>CHARGES FOR SERVICES</b>						
4601000000	ASSESSMENT PROCESSING FEE		611,003	613,620	630,000	630,000
4601000100	ASSESSMENT BOARD APPEALS FEES		50,160	38,770	42,500	42,500
4601002000	PROP TAX ADMIN-SB813		127,563	73,813	84,000	84,000
4601003000	PROP TAX RPTTF ADMIN FEE			29,612		
4601100000	PROP TAX ADMIN-SEGREG		1,343	1,029	1,350	1,350
4601200000	REDEMPTION FEES		48,120	45,160	50,000	50,000
4602002000	PROP TAX ADMIN SB2557-CITIES		2,394,023	1,206,637	1,248,509	1,248,509
4602003000	PROP TX ADMIN SB2557-LCL DIST		1,615,488	1,560,507	1,614,158	1,614,158
4603000000	DELINQ TAX SALES ADVTS COST		2,152	3,295	3,500	3,500
4603000100	DELINQUENT TAX SALES COST		11,080	13,357	2,000	2,000
4603000200	DELINQ TX SALES RESEARCH COST		8,462	11,197	12,000	12,000
4604000100	TAX COLLECTOR SERVICE FEE		11,645	11,061	10,000	10,000
4604000300	TREASURER -INVESTMENT SVS FEE		791,491	797,305	816,793	816,793
4604000400	TREASURER -CERT OF TX FEE		2,320	4,165	2,500	2,500
4604000600	UNSECURED COLL COST FEE		90,164	93,021	95,000	95,000
4604000800	ONLINE-IVR PROPERTY TAX CK FEE		10,187	569	11,000	11,000
4604100000	ASSESSORS-OUTSIDE SEV		13,569	6,258	12,000	12,000
4605010000	DIRECT ASSESSMENTS-WEED ABATE		102,397	21,486	60,000	60,000
4605100000	SPECIAL ASSESSMENTS-PRIOR		949			
4608000000	AUDITING & ACCOUNTING FEES		41,748	28,782	40,000	40,000
4611000100	BENEFITS ADMIN FEE-KAISER		305,245	412,490	398,114	398,114
4611000200	BENEFITS ADMIN FEE-PUD		6,557	6,971	7,042	7,042
4611000300	BENEFITS ADMIN FEE-VSP		7,195	7,342	7,332	7,332
4611000400	BENEFITS ADMIN FEE-COBRA		679	658	600	600
4612000000	ELECTION SERVICES		52,548	1,487,218		
4612020000	ELECTION SVS-CANDIDATE FILG		28,369		28,000	28,000
4612030000	ELECTION SVS-STATMNT OF QUAL		30,698	33,969		
4620000000	LEGAL SERVICES		155,138	173,083	109,374	109,374
4620006000	LEGAL SERVICES-DA-FORFEITURE				5,000	5,000
4620007000	LEGAL SERVICES-CC-FORFEITURE		11,178	9,085		
4620100000	LEGAL SERVICES-STATE PRISONER		168,383	38,142	270,000	270,000

**COUNTY OF SAN JOAQUIN**  
**SCHEDULE 6**  
**DETAIL OF ADDITIONAL FINANCING SOURCES BY FUND AND ACCOUNT**  
**GOVERNMENTAL FUNDS**  
**FISCAL YEAR 2013-2014**

<b>FUND NAME</b>	<b>FINANCING SOURCE CATEGORY</b>	<b>FINANCING SOURCE ACCOUNT</b>	<b>2011-2012 ACTUAL</b>	<b>2012-2013 ACTUAL</b>	<b>2013-2014 RECOMMENDED</b>	<b>2013-2014 ADOPTED BY BOARD OF SUPERVISORS</b>
4620200000	LEGAL SERVICES-COURT APPOINTED		24,541	19,357	30,000	30,000
4620300000	LEGAL SERVICES-DA		95,036	47,687	50,000	50,000
4620400000	LEGAL SERVICES-COLLECTOR		12,167	10,069	11,000	11,000
4620500000	LEGAL SERVICES-MUNI ACTIONS		9,382	15,379	3,600	3,600
4620600000	LEGAL SERVICES-PUBLIC DEF		32,071	46,013	38,500	38,500
4620700000	LEGAL SERVICES-NARCOTICS ENF		3,580	1,603	5,000	5,000
4621005000	CONSUMER RECOVERED COST			410		
4621005100	DA ENVIRONMENTAL RECOVERED CST			280		
4621005200	COMMUN ACCOUNTABILITY PRGM FEE		7,040	5,440	7,000	7,000
4623040410	SPECIALTY CARE DESIGNATION		50,000	50,000	50,000	50,000
4623040420	TRAUMA DESIGNATION			25,000	150,000	150,000
4623042010	TRAINING-EMT PROGRAM		22,000	4,200		
4623042030	TRAINING-CONT ED PROGRAM		6,600	8,800	4,400	4,400
4623200000	OTHER SVS FEES		34,295	3,960	67,375	67,375
4623202000	CO CLERK-MARRIAGE FEES		33,100	84,972	40,000	40,000
4623207000	PURCHASING SVS		43,599	49,795	77,500	77,500
4623209000	DATA PROCESSING SVS		1,362,337	118,964	1,097,838	1,097,838
4623240510	OTHER SVCS-EMSYSTEM		107,767	1,136,840	144,000	144,000
4625100000	PLANNING & ENGINEERING SVS		437,939	132,157	450,000	450,000
4625100300	PLANNING-ADMIN FEE-DEV		5,509	7,490	6,000	6,000
4625100550	PLANNING SVS-DEVELOP DIVISIN		722,848	796,900	720,543	720,543
4625101400	CODE ENFORCEMENT CITATION FEE		42,827	36,212	20,000	20,000
4625103000	PLAN CHECK FEES		112,044	211,833	160,000	160,000
4625103900	PLANNING SVS-NEW COMMUNITIES		164,998	32,385	50,000	50,000
4625104700	PLANNING SVS-GEOGRAPHIC INFO		19,751		10,000	10,000
4625105030	GREEN BUILDING STANDARDS FEE		658	985	800	800
4625110400	SURVEYORS SVS		87,687	137,125	135,000	135,000
4625110900	SURVEYORS SVS-DOC REVIEW		22,004	27,676	43,000	43,000
4625120100	HAZARDOUS MATERIALS FEES		665,535	696,624	685,250	685,250
4625120380	HAZARDOUS MATERIALS INVENTORY		16,092	15,606	16,000	16,000
4625710000	ESTATE FEES - PUBLIC ADM		159,216	97,495	125,000	125,000
4625711000	ESTATE FEE - PA-CONTRA-COUNSEL		(46,313)	(9,678)	(45,000)	(45,000)
4625730000	ESTATE IMVESTMENT MGMT FEE-PA		653	630	1,000	1,000
4626200000	INSPECTION FEES		861	1,372	1,200	1,200
4626250000	REVIEW-INSPECTION FEES - NPDES			37		
4626260000	INSPECTION FEES-GRAIN SCALE		8,530	8,159	8,020	8,020
4626290000	INSPECTION FEES-TEST WEIGHING/		484,942	487,614	474,961	474,961
4626510100	CIVIL PROCESS FEES		531	523	525	525
4626510200	CIVIL PROCESS SVS-SHRF		373,063	328,987	360,000	360,000
4626510600	CIVIL PROCESS SVS-SHRF-AUTOMAT		123,716	146,891	230,663	230,663

**COUNTY OF SAN JOAQUIN**  
**SCHEDULE 6**  
**DETAIL OF ADDITIONAL FINANCING SOURCES BY FUND AND ACCOUNT**  
**GOVERNMENTAL FUNDS**  
**FISCAL YEAR 2013-2014**

<b>FUND NAME</b>	<b>FINANCING SOURCE CATEGORY</b>	<b>FINANCING SOURCE ACCOUNT</b>	<b>2011-2012 ACTUAL</b>	<b>2012-2013 ACTUAL</b>	<b>2013-2014 RECOMMENDED</b>	<b>2013-2014 ADOPTED BY BOARD OF SUPERVISORS</b>
4626511000	CIVIL PROCESS SVS-SHRF-VEHICLE		121,170	137,605	170,000	170,000
4627102000	AGRICULTURAL-CIVIL PENALTIES		11,001	8,601	13,700	13,700
4627120000	HUMANE SVS		4,096	25,178	10,000	10,000
4627210000	RECORDING FEE		2,110,440	2,424,240	2,800,000	2,800,000
4627210030	RECORDING-COUNTY CLERK		113,063	205,064	120,000	120,000
4627240000	RECORDING-COPY FEE-VITAL		192,568	221,343	190,000	190,000
4627250000	RECORDING-MARRIAGE ISSUE		2,821	2,683	2,800	2,800
4627251700	RECORDING-INDEXING FEE		366,785	492,288	350,000	350,000
4629100000	COURT FEES & COSTS		1,444,201	1,051,033	1,375,200	1,375,200
4629110000	COURT FEES & COSTS-CONCILIATN		1,035	1,195	1,000	1,000
4629144000	COURT FEES & COSTS-COLL ADM		497,770	478,791	400,000	400,000
4629145100	COURT FEES - NIGHT COURT		284	220		
4629200100	DA-CASE EXPONGEMENT FEE		6,971	6,065	10,000	10,000
4629426000	PROBATION-SUPERVISON		228,655	219,103	250,000	250,000
4629428000	PROBATION-RESTUTION FEE		30,222	33,288	20,000	20,000
4629429000	PROBATION-DIVERSION		17,096	14,594	12,000	12,000
4629431000	PROBATION-INVESTIGATION		28	38		
4629432000	PROBATION-STEPPARENT ADOP		2,064			
4629444000	PROBATION-REST FINE ADM		10,606	9,812	7,500	7,500
4629465000	PROBATION-JUV RECORD SEAL		4,050	4,350	5,000	5,000
4629467000	LIVESCAN FEES		15,189	18,102	15,100	15,100
4629609000	LAW ENF SVS-BOOKING-CONVICT		74,023	98,467	77,000	77,000
4629800000	LAW ENF SVS		27,733	39,634	27,000	27,000
4629800100	LAW ENF SVS-SUBPOENA GC 68097		3,489	3,870		
4629800400	LAW ENF SVS-SPECIAL EVENT		70,597	79,262	67,553	67,553
4629800800	LAW ENF SVS-ST PRISNR/CYA/DVI			705		
4629802500	LAW ENF SVS-REMOVAL & STORAGE		249,012	247,315	241,672	241,672
4629802600	LAW ENF SVS-FALSE ALARM FEES		45,860	57,173	24,000	24,000
4629803700	LAW ENF SVS-INVESTIGA FEE		750	700	700	700
4629804000	LAW ENF SVS-TOWED VEHICLE FEE		30,465	17,369	30,000	30,000
4629811400	LAW ENF SVS-LATHROP		4,770,265	5,379,261	5,399,244	5,399,244
4629811500	LAW ENF SVS-OTHER COUNTIES		243,879	201,735	210,000	210,000
4629811600	LAW ENF SVS-SCHOOLS			131,268	74,987	74,987
4629811700	LAW ENF SVS-MTN HOUSE		1,380,703	1,068,470	1,189,720	1,189,720
4629820000	LAW ENF SVS-CT SECURITY		208,545	92,623		
4632510000	UTILITY FEES-GENERAL		28	50		
4636120000	ENGINEERING SVCS-PW-FACILITIES			125	10,000	10,000
4640100000	HEALTH SVS		574,688	527,067	340,000	340,000
4640100200	HEALTH SVS-VITAL ST DEATH CERT		199,874	241,645	215,000	215,000
4640110000	HEALTH SVS-LAB		895,397	551,098	350,000	350,000

**COUNTY OF SAN JOAQUIN**  
**SCHEDULE 6**  
**DETAIL OF ADDITIONAL FINANCING SOURCES BY FUND AND ACCOUNT**  
**GOVERNMENTAL FUNDS**  
**FISCAL YEAR 2013-2014**

<b>FUND NAME</b>	<b>FINANCING SOURCE CATEGORY</b>	<b>FINANCING SOURCE ACCOUNT</b>	<b>2011-2012 ACTUAL</b>	<b>2012-2013 ACTUAL</b>	<b>2013-2014 RECOMMENDED</b>	<b>2013-2014 ADOPTED BY BOARD OF SUPERVISORS</b>
4641000000	HEALTH SVS-ENVIRONMENTAL HLTH		4,565,689	4,488,628	4,361,698	4,361,698
4645000000	PATIENT FEES		6,400	3,200	10,000	10,000
4646000000	CAL CHILDREN SVS FEES		960	720	1,500	1,500
4646010000	CAL CHILDREN SVS-ASSESSMENT		820	700	1,500	1,500
4646490000	CAL CHILDREN SVS-HLTH SVS-MISC		30	30		
4648000000	INSTITUTIONAL CARE/SVS		922	1,304	500	500
4648020080	INST CARE/SVS-HOME DETENTION		157,914	262,975	250,000	250,000
4648020090	INSTITU CARE/SVS-JAIL/HONOR		89,843	59,189		
4648020100	INST CARE/SVS-WORK FURLOUGH		5,699	853	150	150
4648020110	INST CARE/SVS-ALCHL MONITORING				160,600	160,600
4648020250	INST CARE/SVS-ALT WORK PROGRAM		701,811	615,695	625,000	625,000
4648020260	INSTITU CARE/SVS-INMATE VISIT		14,656	16,145	16,000	16,000
4648040120	INSTITU CARE/SVS-COURT WARDS		156,785	148,620	148,400	148,400
4670000600	PARKS-MAGEE PARKING		16,295	19,759	34,000	34,000
4670000700	PARKS-MOSSDALE PARKING		42,204	38,705	65,000	65,000
4670000800	PARKS-OAK GROVE PARKING		180,084	190,383	230,000	230,000
4670001200	PARKS-DOS REIS PARKING		29,444	34,406	42,000	42,000
4670001500	PARKS-USERS-LITTLE LEAGUE		1,600	1,200	2,000	2,000
4670001900	PARKS-WESTGATE CAMPING_BOATS		18,811	17,960	21,000	21,000
4670002000	PARKS-OTHER - COMM TOWER		6,208	8,616	8,000	8,000
4670002100	PARKS-DOS REIS CAMPING		72,789	59,077	75,000	75,000
4670002200	PARKS-MICKE GROVE PARKING		438,575	502,039	580,000	580,000
4670002400	PARKS-WESTGATE PARKING		9,227	9,825	11,000	11,000
4670002600	PARKS-REGIONAL SPORTS COMPLEX		40,403	39,535	30,000	30,000
4670002700	PARKS-REGIONAL SPORTS COMPLEX		13,420	11,740	13,500	13,500
4670002800	PARKS-OAK GROVE FISHING		25,535	21,874	21,000	21,000
4670003100	PARKS-ZOO ADMISSION FEE		328,960	286,709	360,000	360,000
4670003200	PARKS-ANNUAL PASSES		14,910	19,230	22,600	22,600
4670003400	PARKS- MISC FEES		15,557	5,503		
4670003500	EDUCATION-ZOO-PARK REV			12,731		
4670090010	PARKS-CONCESSION FEES-SNACK		7,860	2,142	24,000	24,000
4670090110	PARKS-CONCESSION FEES-AMUSE		14,699	21,158	26,000	26,000
4670090250	PARKS-CONCESSION FEES-REGIONL		3,964	4,254	5,000	5,000
4670091000	PARKS-OPERATIONAL PERMIT FEES		1,600	1,000	1,000	1,000
4670092000	PARKS-FUN TOWN UTILITIES REIMB		5,015	754	6,000	6,000
4670094000	PARKS-MICKE GROVE RENTAL		185,345	168,011	247,400	247,400
4670094090	PARKS-HARMONY RENTAL		1,670	3,785	2,000	2,000
4670094180	PARKS-OAK GROVE RENTAL		61,545	52,292	67,000	67,000
4670094270	PARKS-CARETAKER RENT			5,850	12,000	12,000
4670100000	OTHER CHARGES-NON BOS DIST		679,080	941,228	792,332	792,332

**COUNTY OF SAN JOAQUIN**  
**SCHEDULE 6**  
**DETAIL OF ADDITIONAL FINANCING SOURCES BY FUND AND ACCOUNT**  
**GOVERNMENTAL FUNDS**  
**FISCAL YEAR 2013-2014**

<b>FUND NAME</b>	<b>FINANCING SOURCE CATEGORY</b>	<b>FINANCING SOURCE ACCOUNT</b>	<b>2011-2012 ACTUAL</b>	<b>2012-2013 ACTUAL</b>	<b>2013-2014 RECOMMENDED</b>	<b>2013-2014 ADOPTED BY BOARD OF SUPERVISORS</b>
4670200000	A-87 CHARGES-NON BOS SD		639,319	656,534	426,771	426,771
4680104300	OTHER FEES-DOMESTIC VIO CERT		750	500		
<b>TOTAL CHARGES FOR SERVICES</b>			<b>34,458,272</b>	<b>34,690,568</b>	<b>33,499,074</b>	<b>33,499,074</b>
<b>MISCELLANEOUS REVENUES</b>						
4702000000	PRIVATE DONATION-AID FR OTHER		32,696	205,082	103,500	103,500
4702008700	AID FROM OTHER AGENCIES		195,000			
4702054130	NUTRITION PROGRAM INCOME		91,795	67,961	83,734	83,734
4704200000	SALE OF FIXED EQUIP/FURN		21,837	8,857		
4704300000	SALE OF GOODS MATERIALS		90,495	87,605	97,550	97,550
4704300001	SALE OF GOODS MATERIAL-GIS		3,052	1,035	2,000	2,000
4704300002	SALE OF GOODS MATERIALS-CD		5,506	1,240	5,000	5,000
4704310000	SALE OF RECYCLED MATERIAL		11,820	29,586	42,000	42,000
4704400000	OTHER SALES/SVS		170,982	148,697	103,000	103,000
4704400100	TRAINING- NON-CO ORGANIZATIONS		573	8,694		
4706000000	RETURNED CHECK FEES		22,200	23,218	23,500	23,500
4706100000	UNCLAIMED MONEY & CASH OVERAGE		68,852	15,000	106,600	106,600
4706200000	OUTLAWED WARRANTS		39,405	42,466	87,466	87,466
4706300000	FEES FROM EMPLOYEES		170			
4706500000	RETURNED CHECKS-NSF		(267)	(265)	(500)	(500)
4707000000	OTHER MISC REVENUES		1,114,893	532,855	276,038	276,038
4707000500	RECORDER PRE-PAYS			9,018		
4707000600	RECORDER ON ACCOUNT PAYMENTS			4,637		
4707000700	RECORDER ON ACCOUNT CREDITS			12		
4707003000	OTHER-PENALTIES		167,870	164,710	120,000	120,000
4707010000	OTHR-REV APPLICABLE TO PRIOR Y			(6,170)		
4707020000	FORFEITED 401A PLAN CONTRIBUTN			10,200		
4708000000	REBATES & REFUNDS		3	1,277		
4708100000	RECOVERED DAMAGES		3,686	2,897	4,000	4,000
4708100100	RESTITUTION		1,463	720		
4709000000	COST REIMBURSEMENTS		623,028	388,486	810,935	810,935
4711000000	REBATES & REFUNDS		8,631	11,596	3,000	3,000
4711000001	REBATES N REFUNDS-ACO USE ONLY		110,249	(15,929)		
<b>TOTAL MISCELLANEOUS REVENUES</b>			<b>2,783,939</b>	<b>1,743,485</b>	<b>1,867,823</b>	<b>1,867,823</b>
<b>OTHER FINANCING SOURCES</b>						
4800000000	OPER TRF-IN		5,914,042	12,865,705	3,223,080	3,223,080
4800000400	OPER TRF-FM CPTL FAC FEE PROG		1,413,099	1,413,099	1,413,099	1,413,099
4800000500	OPER TRF-FM MICKEY GROVE				425,000	425,000
4800000710	OPER TRF-FM CCF		210,804	171,979	200,000	200,000

**COUNTY OF SAN JOAQUIN**  
**SCHEDULE 6**  
**DETAIL OF ADDITIONAL FINANCING SOURCES BY FUND AND ACCOUNT**  
**GOVERNMENTAL FUNDS**  
**FISCAL YEAR 2013-2014**

<b>FUND NAME</b>	<b>FINANCING SOURCE CATEGORY</b>	<b>FINANCING SOURCE ACCOUNT</b>	<b>2011-2012 ACTUAL</b>	<b>2012-2013 ACTUAL</b>	<b>2013-2014 RECOMMENDED</b>	<b>2013-2014 ADOPTED BY BOARD OF SUPERVISORS</b>
4800004900	OPER TRF-FR PUB SAF REAL AB109				325,681	325,681
4800005500	OPER TRF-FR TR CT SEC TR AB109		8,103,584	7,798,494	8,692,222	8,692,222
4800009000	OPER TRF-FM GENERAL FUND	469				
4800010000	OPER TRF-IN		11,021,461	8,794,801	1,430,071	1,430,071
4800060000	OPER TRF-FM CAPITAL OUTLAY		58,000	3,310,714		400,865
4800130000	OPER TRF-FM ROV TRUST				101,250	101,250
4800170000	OPER TRF-FM EQUIP AUTOMATION		602,500		1,564,000	1,564,000
4800180000	OPER TRF-FM DA-NARCOTICS		30,000	20,379	32,000	32,000
4800190000	OPER TRF-FM ASSESSOR AUTOM		36,961		175,000	175,000
4800210000	OPER TRF-FM DNA CO SHR PROP 69		67,107	70,244	69,500	69,500
4800220000	OPER TRF-FM RYAN WHITE CONSORT		9,793	5,927		
4800230000	OPER TRF-FM PUB HEALTH TR		14,455	13,328		
4800280000	OPER TRF-FM AB1288-HEALTH SVS		331,881	331,881	331,881	331,881
4800320000	OPER TFR-FM REC SSN TRUNC P FD		187,501		68,413	68,413
4800400000	OPER TRF-FM SOC SV TR-FOSTR CR		1,129,873	1,132,909	1,110,000	1,110,000
4800490000	OPER TRF-FM GF TO H PH TR-VLF		438,652	439,831	440,000	440,000
4800520000	OPER TRF-FM CHILD RESTRAINT TR		18,963	10,392	75,424	75,424
4800590000	OPER TRF-FM BIO-TERRORISM TR		922,337	751,598	650,000	650,000
4800660000	OPER TRF-FM FARM ADVISORS TR			931,201		
4800670000	OPER TRF-FM INMATE WELFARE		1,129,277		1,220,905	1,220,905
4800730000	OPER TRF-FM EMS ADMIN FD 20801		58,233	6,740,928	10,924	10,924
4800810000	OPER TRF-FM HOSPITAL COP PROJ-		7,491,190	150,028	6,931,308	6,931,308
4800850000	OPER TRF-FM CONTINGENCY		2,268,689			
4800900000	OPER TRF-FM MH			240,124	150,000	150,000
4801080000	OPER TRF-FM CHILD SUPPORTF		244,611		245,136	245,136
4801130000	OPER TRF-FM AUTO CO WT SYS T			147,735	153,200	153,200
4801180100	OPER TRF-FM DOMESTIC VIOL FD		147,764	38,318	147,735	147,735
4801190000	OPER TRF-FM PROBATION		26,532	10,310		
4801210000	OPER TRF-FM FISH AND GAME		7,000	148,104	7,000	7,000
4801220000	OPER TRF-FM CHILD AND FAMILY		68,541	593,996	100,000	100,000
4801230000	OPER TRF-FM SHRF-CAL ID		664,312	30,000	708,243	708,243
4801231000	OPER TRF-FM SHRF-MISC TRUSTS		30,000	16,000	46,215	46,215
4801410000	OPER TRF-FM PARK ACTY TR				31,000	31,000
4801460000	OPER TRF-FM VITAL STATS		41,000	21,241	132,000	132,000
4801610000	OPER TRF-FM AGRIC STORE		27,750	771,465	28,000	28,000
4801640000	OPER TRF-FM AGR INSP		884,544	1,775,227	962,053	962,053
4801660000	OPER TRF-FM PARK ENDOWMENT			13,797	500,000	500,000
4801680000	OPER TRF-FM AG FACILITY		5,946	9,360,000	14,475	14,475
4801730000	OPER TRF-FM TOBACCO SETTLE		7,280,000	1,009,707	12,350,000	12,350,000
4801750000	OPER TRF-FM PARK DONATION			108,326	190,670	190,670

**COUNTY OF SAN JOAQUIN  
SCHEDULE 6  
DETAIL OF ADDITIONAL FINANCING SOURCES BY FUND AND ACCOUNT  
GOVERNMENTAL FUNDS  
FISCAL YEAR 2013-2014**

<b>FUND NAME</b>	<b>FINANCING SOURCE CATEGORY</b>	<b>FINANCING SOURCE ACCOUNT</b>	<b>2011-2012 ACTUAL</b>	<b>2012-2013 ACTUAL</b>	<b>2013-2014 RECOMMENDED</b>	<b>2013-2014 ADOPTED BY BOARD OF SUPERVISORS</b>
	4801780000	OPER TRF-FM JAIL INDUSTRY	248,862	350,000		
	<b>TOTAL OTHER FINANCING SOURCES</b>		<b>51,135,731</b>	<b>59,587,788</b>	<b>44,255,485</b>	<b>44,656,350</b>
	<b>TOTAL GENERAL FUND FINANCING SOURCES</b>		<b>655,372,308</b>	<b>675,109,614</b>	<b>698,431,161</b>	<b>698,832,026</b>
<b>10011 CONTINGENCY FUND</b>						
	<b>OTHER FINANCING SOURCES</b>					
	4800010000	OPER TRF-IN	2,971,018	3,676,994	617,651	18,729
	4819810000	REPAYMT OF INTERFUND BORROWING	160,526	208,133	222,967	222,967
	4819810232	INTERFD BORROW-REPMT-P-CSA	\$11,000	11,000		
	4819811400	INTERFUND BORROWING-REPMT-INT	263,014	215,311	200,448	200,448
	<b>TOTAL OTHER FINANCING SOURCES</b>		<b>3,405,558</b>	<b>4,111,438</b>	<b>1,041,066</b>	<b>442,144</b>
	<b>TOTAL CONTINGENCY FUND FINANCING SOURCES</b>		<b>3,405,558</b>	<b>4,111,438</b>	<b>1,041,066</b>	<b>442,144</b>
	<b>TOTAL GENERAL FUNDS FINANCING SOURCES</b>		<b>658,777,866</b>	<b>679,221,052</b>	<b>699,472,227</b>	<b>699,274,170</b>
<b>SPECIAL REVENUE FUNDS</b>						
<b>20002 ROAD FUND</b>						
	<b>TAXES</b>					
	4107000040	SALES AND USE TAXES-TRANSPORT	635,097	731,423	704,300	704,300
	4107000050	SALES AND USE TAXES-LTF BIKE	79,446	103,577	89,700	89,700
	4108000000	SALES TAX-MEASURE K	4,933,332	4,968,638	2,723,200	2,723,200
	4108000410	SALES TAX-MEASURE K-CONGEST	1,304,899	409,095	9,165,100	9,165,100
	4108000460	SALES TAX-MEASURE K-RDWY SFTY	384,874	808,848	453,900	453,900
	<b>TOTAL TAXES</b>		<b>7,337,648</b>	<b>7,021,581</b>	<b>13,136,200</b>	<b>13,136,200</b>
	<b>LICENSES, PERMITS AND FRANCHISES</b>					
	4203000010	LICENSE/PERMITS-ROAD PRIVALEGE	65,585	62,457	70,000	70,000
	4208003050	FRANCHISES-MISCELLANEOUS	91,187	83,699	80,000	80,000
	<b>TOTAL LICENSES, PERMITS AND FRANCHISES</b>		<b>156,772</b>	<b>146,156</b>	<b>150,000</b>	<b>150,000</b>
	<b>REVENUE FROM USE OF MONEY AND PROPERTY</b>					
	4400000000	INTEREST INCOME	104,216	76,251	110,000	110,000
	<b>TOTAL REVENUE FROM USE OF MONEY AND PROPERTY</b>		<b>104,216</b>	<b>76,251</b>	<b>110,000</b>	<b>110,000</b>
	<b>INTERGOVERNMENTAL REVENUES - STATE</b>					
	4502000100	ST-HIGHWAY USERS TAX-2104	5,603,306	6,207,130	5,408,900	5,408,900
	4502000200	ST-HIGHWAY USERS TAX-2106	645,361	599,981	625,300	625,300
	4502000300	ST-HIGHWAY USERS TAX-2103	8,778,166	5,722,695	9,359,500	9,359,500
	4502000500	ST-HIGHWAY USERS TAX-2105	2,812,599	2,395,561	2,542,100	2,542,100

**COUNTY OF SAN JOAQUIN**  
**SCHEDULE 6**  
**DETAIL OF ADDITIONAL FINANCING SOURCES BY FUND AND ACCOUNT**  
**GOVERNMENTAL FUNDS**  
**FISCAL YEAR 2013-2014**

<b>FUND NAME</b>	<b>FINANCING SOURCE CATEGORY</b>	<b>FINANCING SOURCE ACCOUNT</b>	<b>2011-2012 ACTUAL</b>	<b>2012-2013 ACTUAL</b>	<b>2013-2014 RECOMMENDED</b>	<b>2013-2014 ADOPTED BY BOARD OF SUPERVISORS</b>
4530110000	ST-ROAD-CONSTRUCTION		171,000	106,563	117,000	117,000
4530110001	ST-ROAD CONSTRUCTION-ST MTCHNG		100,000	100,000	100,000	100,000
<b>TOTAL INTERGOVERNMENTAL REVENUES - STATE</b>			<b>18,110,431</b>	<b>15,131,930</b>	<b>18,152,800</b>	<b>18,152,800</b>
<b>INTERGOVERNMENTAL REVENUES - FEDERAL</b>						
4560000000	FEDERAL-CONSTRUCTION		5,085,329	3,752,438	9,779,200	9,779,200
4561000000	FEDERAL-DIASTER		328,671		344,509	344,509
4564305000	FEDERAL-TRANSPORTATION		62,694	81,105	1,948,000	1,948,000
4564305001	FEDERAL-CONGESTION MITIG		370,377	3,879,363	2,558,400	2,558,400
<b>TOTAL INTERGOVERNMENTAL REVENUES - FEDERAL</b>			<b>5,847,071</b>	<b>7,712,906</b>	<b>14,630,109</b>	<b>14,630,109</b>
<b>INTERGOVERNMENTAL REVENUES - OTHER</b>						
4572000000	OTHER GOV'T AID-COUNTIES		72,566	16,074	250,600	250,600
4574000000	OTHER GOV'T AID-OTHER		304,563	41,062	15,000	15,000
<b>TOTAL INTERGOVERNMENTAL REVENUES - OTHER</b>			<b>377,129</b>	<b>57,136</b>	<b>265,600</b>	<b>265,600</b>
<b>CHARGES FOR SERVICES</b>						
4625100000	PLANNING & ENGINEERING SVS		2,690	3,980	5,600	5,600
4630100000	ROAD & STREET SVS		7,159	101,337	209,100	209,100
4630210000	IMPACT MITIGATION FEE-TIMF-ADM			150		
4632510000	UTILITY FEES-GENERAL		662			
4636100000	ENGINEERING SVCS-PW		416,439	242,363	190,000	190,000
4636100500	PLANNING REFERRING FEE		163,671	154,250	155,000	155,000
4636101000	ENGINEERING SVCS-PW DEVELOPMEN		394,843	282,334	470,000	470,000
4636120000	ENGINEERING SVCS-PW-FACILITIES		52,625		123,500	123,500
<b>TOTAL CHARGES FOR SERVICES</b>			<b>1,038,089</b>	<b>784,414</b>	<b>1,153,200</b>	<b>1,153,200</b>
<b>MISCELLANEOUS REVENUES</b>						
4702000000	PRIVATE DONATION-AID FR OTHER		400,462	(369,247)		
4704100000	SALE OF LAND		14,550			
4704200000	SALE OF FIXED EQUIP/FURN		25,150		20,000	20,000
4704300000	SALE OF GOODS MATERIALS			1,201		
4706000000	RETURNED CHECK FEES		35	60	100	100
4706100000	UNCLAIMED MONEY & CASH OVRAGE			10		
4706200000	OUTLAWED WARRANTS		1,865	2,314	2,000	2,000
4706300000	FEES FROM EMPLOYEES		75			
4707000000	OTHER MISC REVENUES		45,018	4,985	12,000	12,000
4707000200	OTHER MISC REV-ABANDONMENT		5,650	7,116	5,000	5,000
4707100000	OTHER-INSURANCE REFD/REIMB		19			
4708000000	REBATES & REFUNDS		31,829	6,515	5,000	5,000

**COUNTY OF SAN JOAQUIN**  
**SCHEDULE 6**  
**DETAIL OF ADDITIONAL FINANCING SOURCES BY FUND AND ACCOUNT**  
**GOVERNMENTAL FUNDS**  
**FISCAL YEAR 2013-2014**

FUND NAME	FINANCING SOURCE CATEGORY	FINANCING SOURCE ACCOUNT	2011-2012 ACTUAL	2012-2013 ACTUAL	2013-2014 RECOMMENDED	2013-2014 ADOPTED BY BOARD OF SUPERVISORS
	4708100000	RECOVERED DAMAGES	10,405	33,321	40,000	40,000
	<b>TOTAL MISCELLANEOUS REVENUES</b>		<b>535,058</b>	<b>(313,725)</b>	<b>84,100</b>	<b>84,100</b>
	<b>OTHER FINANCING SOURCES</b>					
	4800009000	OPER TRF-FM GENERAL FUND	40,239			
	4801620000	OPER TRF-FM ROAD DISTRICTS	610,208	579,129	616,900	616,900
	<b>TOTAL OTHER FINANCING SOURCES</b>		<b>650,447</b>	<b>579,129</b>	<b>616,900</b>	<b>616,900</b>
	<b>TOTAL ROAD FUND FINANCING SOURCES</b>		<b>34,156,861</b>	<b>31,195,778</b>	<b>48,298,909</b>	<b>48,298,909</b>
<b>20005 FISH AND GAME</b>						
	<b>FINES, FORFEITURES AND PENALTIES</b>					
	4306800000	FINES-FISH & GAME	9,584	11,425	8,300	8,300
	<b>TOTAL FINES, FORFEITURES AND PENALTIES</b>		<b>9,584</b>	<b>11,425</b>	<b>8,300</b>	<b>8,300</b>
	<b>TOTAL FISH AND GAME FINANCING SOURCES</b>		<b>9,584</b>	<b>11,425</b>	<b>8,300</b>	<b>8,300</b>
<b>20007 MENTAL HEALTH FUND</b>						
	<b>FINES, FORFEITURES AND PENALTIES</b>					
	4305000090	FINES-DRUNK DRIVING-STATHAM-SU	75,000	125,000	125,000	125,000
	4305000110	FINES-SUBST ABUSE-ASSESS PROG	85,000	85,000	85,000	85,000
	<b>TOTAL FINES, FORFEITURES AND PENALTIES</b>		<b>160,000</b>	<b>210,000</b>	<b>210,000</b>	<b>210,000</b>
	<b>REVENUE FROM USE OF MONEY AND PROPERTY</b>					
	4400000000	INTEREST INCOME	(1,267)	3,303	3,500	3,500
	4400100400	INTEREST-PUBLIC GUARDIAN	10,085		15,000	15,000
	<b>TOTAL REVENUE FROM USE OF MONEY AND PROPERTY</b>		<b>8,818</b>	<b>3,303</b>	<b>18,500</b>	<b>18,500</b>
	<b>INTERGOVERNMENTAL REVENUES - STATE</b>					
	4505210000	ST-REALIGNMT-SALES TAX-HLTH	16,007,281	19,027,466	18,817,112	18,817,112
	4528200000	ST-MANDATE-SB 90	630,500			
	4541000000	ST-MENTAL HEALTH	26,056,119	29,830,706	38,292,821	38,292,821
	4541001000	ST-MENTAL HEALTH-AB118 2011		205,506	247,745	247,745
	4546000000	ST-SUBSTANCE ABUSE	268,500	189,628		
	4546001000	ST-SUBSTANCE ABUSE-AB118 2011	4,894,284	5,975,078	5,985,686	5,985,686
	<b>TOTAL INTERGOVERNMENTAL REVENUES - STATE</b>		<b>47,856,684</b>	<b>55,228,384</b>	<b>63,343,364</b>	<b>63,343,364</b>
	<b>INTERGOVERNMENTAL REVENUES - FEDERAL</b>					
	4559200000	FEDERAL-HEALTH-MH	1,101,044	846,855	1,027,437	1,027,437
	4559300000	FEDERAL-HEALTH-SUBSTANCE ABUSE	2,146,237	825,159	2,230,625	2,230,625
	4569001000	FEDERAL- DEPT OF JUSTICE	24,680	15,430		
	<b>TOTAL INTERGOVERNMENTAL REVENUES - FEDERAL</b>		<b>3,271,961</b>	<b>1,687,444</b>	<b>3,258,062</b>	<b>3,258,062</b>

**COUNTY OF SAN JOAQUIN**  
**SCHEDULE 6**  
**DETAIL OF ADDITIONAL FINANCING SOURCES BY FUND AND ACCOUNT**  
**GOVERNMENTAL FUNDS**  
**FISCAL YEAR 2013-2014**

FUND NAME	FINANCING SOURCE CATEGORY	FINANCING SOURCE ACCOUNT	2011-2012 ACTUAL	2012-2013 ACTUAL	2013-2014 RECOMMENDED	2013-2014 ADOPTED BY BOARD OF SUPERVISORS
<b>CHARGES FOR SERVICES</b>						
	4640100000	HEALTH SVS	158,617	255,313	255,000	255,000
	4643000000	MH-MEDI-CAL	13,612,299	12,404,894	18,670,409	18,670,409
	4643010000	MH-HEALTH SVS-ADM	905,655	2,867,547	2,719,215	2,719,215
	4643100000	MH-MEDICARE	105,315	118,125	117,140	117,140
	4643100200	MH-MEDICARE-PART D	1,966,841	1,149,320	1,967,014	1,967,014
	4643200000	MH-MEDICATION-CATS	290,489	491,458	513,900	513,900
	4643200100	MH-OFC OF ED AB3632 CHILDREN	727,996	(36,108)		
	4643300000	MH-MEDICATION-PATIENTS	281,576	367,040	338,000	338,000
	4643300010	MH-HLTH-PATIENTS-SACPA	7,347	6,945	5,200	5,200
	4643348000	MH-PATIENT SVS-CO DEPT	35,900	36,000	29,850	29,850
	4643400000	MH-HEALTH SVS-INSURANCE	233,842	177,043	251,480	251,480
	4643410000	MH-HEALTH SVS-BRIGHT HOUSE	196,229	154,760	172,617	172,617
	4643420000	MH-HEALTH SVS-HELATHY FAMIL	66,333	478,190	427,463	427,463
	4643440000	MH-HEALTH SVS-ACTIVITY CTR	1,560,243	1,440,433	1,440,616	1,440,616
	4643457000	MH-CHILDREN'S SVS-EPSDT	4,069,752	3,395,332	4,080,203	4,080,203
	4643700000	MH-MEDICATION-MEDI-CAL	3,240,169	3,042,867	3,239,196	3,239,196
	4643700520	MH-MEDICATION-CHILDREN SVS	1,475	3,606	3,852	3,852
	4643700530	MH-MEDICATION-LODI CLINIC	18,329	37,431	36,380	36,380
	4643700550	MH-MEDICATION-IN PATIENT	188,800	135,386	203,600	203,600
	4643700610	MH-MEDICATION-OLDER ADULT SVS	17,048	30,704	31,030	31,030
	4643700620	MH-MEDICATION-TRANSCULTURAL	20,319	33,046	36,380	36,380
	4643700630	MH-MEDICATION-CRISIS	36,244	73,492	75,970	75,970
	4643700680	MH-MEDICATION-BLUE CROSS MC	34,902	21,789	20,000	20,000
	4643700690	MH-MEDICATION-MISC INS	49,663	43,478	76,170	76,170
	4643700760	MH-MEDICATION-BRIGHT HOUSE	1,594	2,145	8,560	8,560
	4643700800	MH-MEDICATION-TRACY	24,396	46,785	48,150	48,150
	4643700850	MH-MEDICATION-MHSA	27,147	72,427	75,507	75,507
	4643700860	MH-MEDICATION-CONREP	8,233	27,487	26,750	26,750
	4643736000	MH-PHARM-CASH BOX	71,974	116,162	75,980	75,980
	4643800000	MH-HEALTH SVS-MISC	275,703	243,791	251,695	251,695
	4643900000	CONSERVATORSHIP FEE	543,103	580,386	550,000	550,000
	4644019000	MH-RX-EXP-RFND-RPLCMT	642	2,879	3,000	3,000
	4645100000	DRUG PROG-MEDI-CAL SVS	19,019	3,659,121	3,075,753	3,075,753
	4645200000	DRUG PROG-PATIENT FEES	194,863	288,549	211,000	211,000
	4648000000	INSTITUTIONAL CARE/SVS	80,218	95,460	119,893	119,893
	4648040000	INSTITU CARE/SVS-SUB ABUSE PRE		250,000	232,357	232,357
	4648041000	INSTITU CARE/SVS-SUB A-DRUNK	25,360	24,080	25,500	25,500
	<b>TOTAL CHARGES FOR SERVICES</b>		<b>29,097,635</b>	<b>32,137,363</b>	<b>39,414,830</b>	<b>39,414,830</b>

**COUNTY OF SAN JOAQUIN  
SCHEDULE 6  
DETAIL OF ADDITIONAL FINANCING SOURCES BY FUND AND ACCOUNT  
GOVERNMENTAL FUNDS  
FISCAL YEAR 2013-2014**

FUND NAME	FINANCING SOURCE CATEGORY	FINANCING SOURCE ACCOUNT	2011-2012 ACTUAL	2012-2013 ACTUAL	2013-2014 RECOMMENDED	2013-2014 ADOPTED BY BOARD OF SUPERVISORS
<b>MISCELLANEOUS REVENUES</b>						
	4704200000	SALE OF FIXED EQUIP/FURN	25,313			
	4706200000	OUTLAWED WARRANTS	579	6,652	4,550	4,550
	4706300000	FEES FROM EMPLOYEES	715	182	330	330
	4707000000	OTHER MISC REVENUES	158,931	202,334	933,100	933,100
	4707020000	FORFEITED 401A PLAN CONTRIBUTN		50,107		
	4709000000	COST REIMBURSEMENTS	1,160	20	1,400	1,400
	4711000000	REBATES & REFUNDS	513,756	215,723		
	4711100000	REBATES-COMM TRMT SVS	52,118	27,424	93,000	93,000
	<b>TOTAL MISCELLANEOUS REVENUES</b>		<b>752,572</b>	<b>502,442</b>	<b>1,032,380</b>	<b>1,032,380</b>
<b>OTHER FINANCING SOURCES</b>						
	4800000000	OPER TRF-IN			500,000	500,000
	4800009000	OPER TRF-FM GENERAL FUND	813,119	813,119	813,119	813,119
	4800260000	OPER TRF-FM AB1288-MH	1,610,759	1,610,759	1,610,759	1,610,759
	4800570000	OPER TRF-FM AB1288 VLF-MH	935,340	982,138	491,069	491,069
	<b>TOTAL OTHER FINANCING SOURCES</b>		<b>3,359,218</b>	<b>3,406,016</b>	<b>3,414,947</b>	<b>3,414,947</b>
<b>TOTAL MENTAL HEALTH FUND FINANCING SOURCES</b>			<b>84,506,888</b>	<b>93,174,952</b>	<b>110,692,083</b>	<b>110,692,083</b>
<b>20008 WORKFORCE INVESTMENT ACT</b>						
<b>INTERGOVERNMENTAL REVENUES - FEDERAL</b>						
	4564000000	FEDERAL-OTHER	817,394	266,799		
	4564200000	FEDERAL-WIA	10,583,685	10,506,765	11,601,312	11,601,312
	<b>TOTAL INTERGOVERNMENTAL REVENUES - FEDERAL</b>		<b>11,401,079</b>	<b>10,773,564</b>	<b>11,601,312</b>	<b>11,601,312</b>
<b>INTERGOVERNMENTAL REVENUES - OTHER</b>						
	4571000000	OTHER GOV'T AID-CITIES		11,107		
	4574000000	OTHER GOV'T AID-OTHER	382,206	320,650	400,000	400,000
	<b>TOTAL INTERGOVERNMENTAL REVENUES - OTHER</b>		<b>382,206</b>	<b>331,757</b>	<b>400,000</b>	<b>400,000</b>
<b>CHARGES FOR SERVICES</b>						
	4623200000	OTHER SVS FEES	820,174	816,254	1,085,000	1,085,000
	<b>TOTAL CHARGES FOR SERVICES</b>		<b>820,174</b>	<b>816,254</b>	<b>1,085,000</b>	<b>1,085,000</b>
<b>MISCELLANEOUS REVENUES</b>						
	4706200000	OUTLAWED WARRANTS	3,043	3,877		
	4707000000	OTHER MISC REVENUES	24,460	19,933	279,787	279,787
	<b>TOTAL MISCELLANEOUS REVENUES</b>		<b>27,503</b>	<b>23,810</b>	<b>279,787</b>	<b>279,787</b>
<b>TOTAL WORKFORCE INVESTMENT ACT</b>			<b>12,630,962</b>	<b>11,945,385</b>	<b>13,366,099</b>	<b>13,366,099</b>

**COUNTY OF SAN JOAQUIN  
SCHEDULE 6  
DETAIL OF ADDITIONAL FINANCING SOURCES BY FUND AND ACCOUNT  
GOVERNMENTAL FUNDS  
FISCAL YEAR 2013-2014**

FUND NAME	FINANCING SOURCE CATEGORY	FINANCING SOURCE ACCOUNT	2011-2012 ACTUAL	2012-2013 ACTUAL	2013-2014 RECOMMENDED	2013-2014 ADOPTED BY BOARD OF SUPERVISORS
<b>20009 HEAD START</b>						
<b>REVENUE FROM USE OF MONEY AND PROPERTY</b>						
	4400000000	INTEREST INCOME	969	1,395		
	<b>TOTAL REVENUE FROM USE OF MONEY AND PROPERTY</b>		<b>969</b>	<b>1,395</b>		
<b>INTERGOVERNMENTAL REVENUES - FEDERAL</b>						
	4558200000	FEDERAL-SOCIAL SERVICES	26,424,400	25,203,597	24,495,389	24,495,389
	4558200100	FEDERAL-SOCIAL SERVICES-ARRA	301,642			
	<b>TOTAL INTERGOVERNMENTAL REVENUES - FEDERAL</b>		<b>26,726,042</b>	<b>25,203,597</b>	<b>24,495,389</b>	<b>24,495,389</b>
<b>MISCELLANEOUS REVENUES</b>						
	4706200000	OUTLAWED WARRANTS	26			
	<b>TOTAL MISCELLANEOUS REVENUES</b>		<b>26</b>			
<b>TOTAL HEAD START</b>			<b>26,727,037</b>	<b>25,204,992</b>	<b>24,495,389</b>	<b>24,495,389</b>
<b>20010 RABIES TREATMENT</b>						
<b>LICENSES, PERMITS AND FRANCHISES</b>						
	4200000000	LICENSE/PERMITS-ANIMAL	77,624			
	<b>TOTAL LICENSES, PERMITS AND FRANCHISES</b>		<b>77,624</b>			
<b>REVENUE FROM USE OF MONEY AND PROPERTY</b>						
	4400000000	INTEREST INCOME	11			
	<b>TOTAL REVENUE FROM USE OF MONEY AND PROPERTY</b>		<b>11</b>			
<b>TOTAL RABIES TREATMENT FINANCING SOURCES</b>			<b>77,635</b>			
<b>20013 ROAD DISTRICT NO 1</b>						
<b>TAXES</b>						
	4100100010	PROPERTY TAX-SECURED	454,141	499,796	522,800	522,800
	4100200070	PROPERTY TAX-SECURED-SB813	(419)	3,070		
	4101000000	PROPERTY TAX-UNSECURED	27,629	30,878	35,600	35,600
	4101000007	PROPERTY TAX-UNSECURED-SB813	(137)	(157)		
	4101000020	PROPERTY TAX-SB 813-PRIOR	2	104		
	4101000030	PROPERTY TAX-UNSECURED-PRIOR	637	714		
	<b>TOTAL TAXES</b>		<b>481,853</b>	<b>534,405</b>	<b>558,400</b>	<b>558,400</b>
<b>REVENUE FROM USE OF MONEY AND PROPERTY</b>						
	4400000000	INTEREST INCOME	9,724	6,037	9,700	9,700
	<b>TOTAL REVENUE FROM USE OF MONEY AND PROPERTY</b>		<b>9,724</b>	<b>6,037</b>	<b>9,700</b>	<b>9,700</b>

**COUNTY OF SAN JOAQUIN**  
**SCHEDULE 6**  
**DETAIL OF ADDITIONAL FINANCING SOURCES BY FUND AND ACCOUNT**  
**GOVERNMENTAL FUNDS**  
**FISCAL YEAR 2013-2014**

FUND NAME	FINANCING SOURCE CATEGORY	FINANCING SOURCE ACCOUNT	2011-2012 ACTUAL	2012-2013 ACTUAL	2013-2014 RECOMMENDED	2013-2014 ADOPTED BY BOARD OF SUPERVISORS
<b>INTERGOVERNMENTAL REVENUES - STATE</b>						
	4505110000	STATE-IN-LIEU TAXES		7		
	4505500000	ST-HOMEOWNER PROP TAX	6,151	6,574	6,800	6,800
<b>TOTAL INTERGOVERNMENTAL REVENUES - STATE</b>			<b>6,151</b>	<b>6,581</b>	<b>6,800</b>	<b>6,800</b>
<b>TOTAL ROAD DISTRICT NO 1 FINANCING SOURCES</b>			<b>497,728</b>	<b>547,023</b>	<b>574,900</b>	<b>574,900</b>
<b>20014 ROAD DISTRICT NO 2</b>						
<b>TAXES</b>						
	4100100010	PROPERTY TAX-SECURED	544,049	305,135	320,900	320,900
	4100200070	PROPERTY TAX-SECURED-SB813	(513)	2,794		
	4101000000	PROPERTY TAX-UNSECURED	33,815	18,726	21,600	21,600
	4101000007	PROPERTY TAX-UNSECURED-SB813	(169)	(189)		
	4101000020	PROPERTY TAX-SB 813-PRIOR	3	128		
	4101000030	PROPERTY TAX-UNSECURED-PRIOR	766	874		
<b>TOTAL TAXES</b>			<b>577,951</b>	<b>327,468</b>	<b>342,500</b>	<b>342,500</b>
<b>REVENUE FROM USE OF MONEY AND PROPERTY</b>						
	4400000000	INTEREST INCOME	6,854	3,097	6,900	6,900
<b>TOTAL REVENUE FROM USE OF MONEY AND PROPERTY</b>			<b>6,854</b>	<b>3,097</b>	<b>6,900</b>	<b>6,900</b>
<b>INTERGOVERNMENTAL REVENUES - STATE</b>						
	4505110000	STATE-IN-LIEU TAXES		61		
	4505500000	ST-HOMEOWNER PROP TAX	7,530	3,988	4,100	4,100
<b>TOTAL INTERGOVERNMENTAL REVENUES - STATE</b>			<b>7,530</b>	<b>4,049</b>	<b>4,100</b>	<b>4,100</b>
<b>MISCELLANEOUS REVENUES</b>						
	4702000000	PRIVATE DONATION-AID FR OTHER	2,400			
<b>TOTAL MISCELLANEOUS REVENUES</b>			<b>2,400</b>			
<b>TOTAL ROAD DISTRICT NO 2 FINANCING SOURCES</b>			<b>594,735</b>	<b>334,614</b>	<b>353,500</b>	<b>353,500</b>
<b>20015 ROAD DISTRICT NO 3</b>						
<b>TAXES</b>						
	4100100010	PROPERTY TAX-SECURED	482,761	647,561	675,400	675,400
	4100200070	PROPERTY TAX-SECURED-SB813	(322)	2,794		
	4101000000	PROPERTY TAX-UNSECURED	21,584	32,441	37,100	37,100
	4101000007	PROPERTY TAX-UNSECURED-SB813	(105)	(122)		
	4101000020	PROPERTY TAX-SB 813-PRIOR	2	80		
	4101000030	PROPERTY TAX-UNSECURED-PRIOR	636	552		
<b>TOTAL TAXES</b>			<b>504,556</b>	<b>683,306</b>	<b>712,500</b>	<b>712,500</b>

**COUNTY OF SAN JOAQUIN  
SCHEDULE 6  
DETAIL OF ADDITIONAL FINANCING SOURCES BY FUND AND ACCOUNT  
GOVERNMENTAL FUNDS  
FISCAL YEAR 2013-2014**

FUND NAME	FINANCING SOURCE CATEGORY	FINANCING SOURCE ACCOUNT	2011-2012 ACTUAL	2012-2013 ACTUAL	2013-2014 RECOMMENDED	2013-2014 ADOPTED BY BOARD OF SUPERVISORS
<b>REVENUE FROM USE OF MONEY AND PROPERTY</b>						
4400000000	INTEREST INCOME		3,073	2,036	3,100	3,100
<b>TOTAL REVENUE FROM USE OF MONEY AND PROPERTY</b>			<b>3,073</b>	<b>2,036</b>	<b>3,100</b>	<b>3,100</b>
<b>INTERGOVERNMENTAL REVENUES - STATE</b>						
4505110000	STATE-IN-LIEU TAXES			143		
4505500000	ST-HOMEOWNER PROP TAX		4,748	6,856	7,100	7,100
<b>TOTAL INTERGOVERNMENTAL REVENUES - STATE</b>			<b>4,748</b>	<b>6,999</b>	<b>7,100</b>	<b>7,100</b>
<b>INTERGOVERNMENTAL REVENUE - FEDERAL</b>						
4561000000	FEDERAL-DIASTER		201,704			
<b>TOTAL INTERGOVERNMENTAL REVENUE - FEDERAL</b>			<b>201,704</b>			
<b>TOTAL ROAD DISTRICT NO 3 FINANCING SOURCES</b>			<b>714,081</b>	<b>692,341</b>	<b>722,700</b>	<b>722,700</b>
<b>20016 ROAD DISTRICT NO 4</b>						
<b>TAXES</b>						
4100100010	PROPERTY TAX-SECURED		2,530,336	2,891,223	3,023,800	3,023,800
4100200070	PROPERTY TAX-SECURED-SB813		(2,341)	17,616		
4101000000	PROPERTY TAX-UNSECURED		155,562	180,574	208,200	208,200
4101000007	PROPERTY TAX-UNSECURED-SB813		(754)	(882)		
4101000020	PROPERTY TAX-SB 813-PRIOR		11	575		
4101000030	PROPERTY TAX-UNSECURED-PRIOR		3,434	4,017		
<b>TOTAL TAXES</b>			<b>2,686,248</b>	<b>3,093,123</b>	<b>3,232,000</b>	<b>3,232,000</b>
<b>REVENUE FROM USE OF MONEY AND PROPERTY</b>						
4400000000	INTEREST INCOME		17,663	12,447	17,600	17,600
<b>TOTAL REVENUE FROM USE OF MONEY AND PROPERTY</b>			<b>17,663</b>	<b>12,447</b>	<b>17,600</b>	<b>17,600</b>
<b>INTERGOVERNMENTAL REVENUES - STATE</b>						
4505500000	ST-HOMEOWNER PROP TAX		34,587	38,458	39,600	39,600
<b>TOTAL INTERGOVERNMENTAL REVENUES - STATE</b>			<b>34,587</b>	<b>38,458</b>	<b>39,600</b>	<b>39,600</b>
<b>INTERGOVERNMENTAL REVENUES - OTHER</b>						
4574000000	OTHER GOV'T AID-OTHER		500,000			
<b>TOTAL INTERGOVERNMENTAL REVENUES - OTHER</b>			<b>500,000</b>			
<b>CHARGES FOR CURRENT SERVICES</b>						
4630100000	ROAD & STREET SVS		500	500		
<b>TOTAL CHARGES FOR CURRENT SERVICES</b>			<b>500</b>	<b>500</b>		
<b>TOTAL ROAD DISTRICT NO 4 FINANCING SOURCES</b>			<b>3,238,998</b>	<b>3,144,528</b>	<b>3,289,200</b>	<b>3,289,200</b>

**COUNTY OF SAN JOAQUIN**  
**SCHEDULE 6**  
**DETAIL OF ADDITIONAL FINANCING SOURCES BY FUND AND ACCOUNT**  
**GOVERNMENTAL FUNDS**  
**FISCAL YEAR 2013-2014**

FUND NAME	FINANCING SOURCE CATEGORY	FINANCING SOURCE ACCOUNT	2011-2012 ACTUAL	2012-2013 ACTUAL	2013-2014 RECOMMENDED	2013-2014 ADOPTED BY BOARD OF SUPERVISORS
<b>20017 ROAD DISTRICT NO 5</b>						
<b>TAXES</b>						
	4100100010	PROPERTY TAX-SECURED	1,159,633	966,197	1,012,300	1,012,300
	4100200070	PROPERTY TAX-SECURED-SB813	(1,063)	6,767		
	4101000000	PROPERTY TAX-UNSECURED	70,000	58,236	67,090	67,090
	4101000007	PROPERTY TAX-UNSECURED-SB813	(351)	(394)		
	4101000020	PROPERTY TAX-SB 813-PRIOR	5	266		
	4101000030	PROPERTY TAX-UNSECURED-PRIOR	1,638	1,809		
	<b>TOTAL TAXES</b>		<b>1,229,862</b>	<b>1,032,881</b>	<b>1,079,390</b>	<b>1,079,390</b>
<b>REVENUE FROM USE OF MONEY AND PROPERTY</b>						
	4400000000	INTEREST INCOME	17,888	10,512	17,888	17,888
	<b>TOTAL REVENUE FROM USE OF MONEY AND PROPERTY</b>		<b>17,888</b>	<b>10,512</b>	<b>17,888</b>	<b>17,888</b>
<b>INTERGOVERNMENTAL REVENUES - STATE</b>						
	4505110000	STATE-IN-LIEU TAXES	14			
	4505500000	ST-HOMEOWNER PROP TAX	15,573	12,391	12,774	12,774
	<b>TOTAL INTERGOVERNMENTAL REVENUES - STATE</b>		<b>15,587</b>	<b>12,391</b>	<b>12,774</b>	<b>12,774</b>
<b>TOTAL ROAD DISTRICT NO 5 FINANCING SOURCES</b>			<b>1,263,337</b>	<b>1,055,784</b>	<b>1,110,052</b>	<b>1,110,052</b>
<b>20018 LIBRARY</b>						
<b>TAXES</b>						
	4100100010	PROPERTY TAX-SECURED	4,375,261	4,426,299	4,618,500	4,618,500
	4100200070	PROPERTY TAX-SECURED-SB813	(4,002)	28,124	13,000	13,000
	4101000000	PROPERTY TAX-UNSECURED	264,555	270,685	272,000	272,000
	4101000007	PROPERTY TAX-UNSECURED-SB813	(1,310)	(1,495)		
	4101000020	PROPERTY TAX-SB 813-PRIOR	20	993		
	4101000030	PROPERTY TAX-UNSECURED-PRIOR	6,083	6,834		
	4101000101	PROP TAX-RESID DISTR-MTCA SA		12,487	12,400	12,400
	4101000102	PROP TAX-RESID DISTR-RIPN SA		34,091	10,500	10,500
	4101000104	PROP TAX-RESID DISTR-TRCY SA		13,955	7,200	7,200
	4101000202	PROPERTY TAX-LMIHF-RIPON SA		6,254		
	4101000204	PROPERTY TAX-LMIHF-TRACY SA		50,275		
	4101000301	PROP TAX-OTH MONEYS-MANTECA SA		168,802		
	<b>TOTAL TAXES</b>		<b>4,640,607</b>	<b>5,017,304</b>	<b>4,933,600</b>	<b>4,933,600</b>
<b>REVENUE FROM USE OF MONEY AND PROPERTY</b>						
	4400000000	INTEREST INCOME	1,731	1,378	4,000	4,000
	<b>TOTAL REVENUE FROM USE OF MONEY AND PROPERTY</b>		<b>1,731</b>	<b>1,378</b>	<b>4,000</b>	<b>4,000</b>

**COUNTY OF SAN JOAQUIN  
SCHEDULE 6  
DETAIL OF ADDITIONAL FINANCING SOURCES BY FUND AND ACCOUNT  
GOVERNMENTAL FUNDS  
FISCAL YEAR 2013-2014**

FUND NAME	FINANCING SOURCE CATEGORY	FINANCING SOURCE ACCOUNT	2011-2012 ACTUAL	2012-2013 ACTUAL	2013-2014 RECOMMENDED	2013-2014 ADOPTED BY BOARD OF SUPERVISORS
<b>INTERGOVERNMENTAL REVENUES - STATE</b>						
	4505110000	STATE-IN-LIEU TAXES	6	88		
	4505500000	ST-HOMEOWNER PROP TAX	58,831	57,614	56,000	56,000
	<b>TOTAL INTERGOVERNMENTAL REVENUES - STATE</b>		<b>58,837</b>	<b>57,702</b>	<b>56,000</b>	<b>56,000</b>
<b>INTERGOVERNMENTAL REVENUES - OTHER</b>						
	4576000000	OTHER GOVT-REDEVL MNT PASS-THR	119,956	120,434	117,000	117,000
	<b>TOTAL INTERGOVERNMENTAL REVENUES - OTHER</b>		<b>119,956</b>	<b>120,434</b>	<b>117,000</b>	<b>117,000</b>
<b>CHARGES FOR SERVICES</b>						
	4660000000	LIBRARY SVS	18,972	272,087	140,000	140,000
	<b>TOTAL CHARGES FOR SERVICES</b>		<b>18,972</b>	<b>272,087</b>	<b>140,000</b>	<b>140,000</b>
<b>OTHER FINANCING SOURCES</b>						
	4800010000	OPER TRF-IN	119,346	104,194	173,351	173,351
	<b>TOTAL OTHER FINANCING SOURCES</b>		<b>119,346</b>	<b>104,194</b>	<b>173,351</b>	<b>173,351</b>
<b>TOTAL LIBRARY FUND FINANCING SOURCES</b>			<b>4,959,449</b>	<b>5,573,099</b>	<b>5,423,951</b>	<b>5,423,951</b>
<b>20020 SUPPLE LOCAL LAW ENFORCE</b>						
<b>REVENUE FROM USE OF MONEY AND PROPERTY</b>						
	4400000000	INTEREST INCOME	378			
	<b>TOTAL REVENUE FROM USE OF MONEY AND PROPERTY</b>		<b>378</b>			
<b>INTERGOVERNMENTAL REVENUES - STATE</b>						
	4527300000	ST-COPS	753,533			
	<b>TOTAL INTERGOVERNMENTAL REVENUES - STATE</b>		<b>753,533</b>			
<b>MISCELLANEOUS REVENUES</b>						
	4707000000	OTHER MISC REVENUES	32			
	<b>TOTAL MISCELLANEOUS REVENUES</b>		<b>32</b>			
<b>OTHER FINANCING SOURCES</b>						
	4800004800	OPER TRF-FR SLESF AB3229 COPS	20,108			
	<b>TOTAL OTHER FINANCING SOURCES</b>		<b>20,108</b>			
<b>TOTAL SUPPLE LOCAL LAW ENFORCE FINANCING SOURCES</b>			<b>774,051</b>			

**COUNTY OF SAN JOAQUIN  
SCHEDULE 6  
DETAIL OF ADDITIONAL FINANCING SOURCES BY FUND AND ACCOUNT  
GOVERNMENTAL FUNDS  
FISCAL YEAR 2013-2014**

FUND NAME	FINANCING SOURCE CATEGORY	FINANCING SOURCE ACCOUNT	2011-2012 ACTUAL	2012-2013 ACTUAL	2013-2014 RECOMMENDED	2013-2014 ADOPTED BY BOARD OF SUPERVISORS
<b>20024 JUSTICE ASSISTANCE GRANT-JAG</b>						
<b>REVENUE FROM USE OF MONEY AND PROPERTY</b>						
	4400000000	INTEREST INCOME		170		
		<b>TOTAL REVENUE FROM USE OF MONEY AND PROPERTY</b>		<b>170</b>		
<b>OTHER FINANCING SOURCES</b>						
	4800000000	OPER TRF-IN	189,000	221,264	189,000	189,000
	4800010000	OPER TRF-IN		5,456		
		<b>TOTAL OTHER FINANCING SOURCES</b>	<b>189,000</b>	<b>226,720</b>	<b>189,000</b>	<b>189,000</b>
		<b>TOTAL JUSTICE ASSISTANCE GRANT-JAG FINANCING SOURCES</b>	<b>189,000</b>	<b>226,890</b>	<b>189,000</b>	<b>189,000</b>
<b>20026 JUSTICE ASSISTANCE GRANT-ARRA</b>						
<b>REVENUE FROM USE OF MONEY AND PROPERTY</b>						
	4400000000	INTEREST INCOME	(169)	34		
		<b>TOTAL REVENUE FROM USE OF MONEY AND PROPERTY</b>	<b>(169)</b>	<b>34</b>		
<b>INTERGOVERNMENTAL REVENUES - FEDERAL</b>						
	4563000100	FEDERAL-COPS-JAG RECOVERY	355,749			
		<b>TOTAL INTERGOVERNMENTAL REVENUES - FEDERAL</b>	<b>355,749</b>			
		<b>TOTAL JUSTICE ASSISTANCE GRANT-ARRA FINANCING SOURCES</b>	<b>355,580</b>	<b>34</b>		
<b>20034 DA NARCOTICS ENFORCEMENT</b>						
<b>REVENUE FROM USE OF MONEY AND PROPERTY</b>						
	4400000000	INTEREST INCOME	67	32	200	200
		<b>TOTAL REVENUE FROM USE OF MONEY AND PROPERTY</b>	<b>67</b>	<b>32</b>	<b>200</b>	<b>200</b>
<b>MISCELLANEOUS REVENUES</b>						
	4710000000	SEIZED ASSET FORFEITURES	30,160	28,347	40,000	40,000
		<b>TOTAL MISCELLANEOUS REVENUES</b>	<b>30,160</b>	<b>28,347</b>	<b>40,000</b>	<b>40,000</b>
		<b>TOTAL DA NARC ENFORCEMENT FINANCING SOURCES</b>	<b>30,227</b>	<b>28,379</b>	<b>40,200</b>	<b>40,200</b>
<b>20035 SHERIFF NARC ENFORCEMENT</b>						
<b>REVENUE FROM USE OF MONEY AND PROPERTY</b>						
	4400000000	INTEREST INCOME	136	114	100	100
		<b>TOTAL REVENUE FROM USE OF MONEY AND PROPERTY</b>	<b>136</b>	<b>114</b>	<b>100</b>	<b>100</b>
<b>INTERGOVERNMENTAL REVENUES - FEDERAL</b>						
	4564000000	FEDERAL-OTHER	8,003		66,789	66,789
		<b>TOTAL INTERGOVERNMENTAL REVENUE - FEDERAL</b>	<b>8,003</b>		<b>66,789</b>	<b>66,789</b>

**COUNTY OF SAN JOAQUIN  
SCHEDULE 6  
DETAIL OF ADDITIONAL FINANCING SOURCES BY FUND AND ACCOUNT  
GOVERNMENTAL FUNDS  
FISCAL YEAR 2013-2014**

FUND NAME	FINANCING SOURCE CATEGORY	FINANCING SOURCE ACCOUNT	2011-2012 ACTUAL	2012-2013 ACTUAL	2013-2014 RECOMMENDED	2013-2014 ADOPTED BY BOARD OF SUPERVISORS
<b>MISCELLANEOUS REVENUES</b>						
	4710000000	SEIZED ASSET FORFEITURES	2,826	12,745		
<b>TOTAL MISCELLANEOUS REVENUES</b>			<b>2,826</b>	<b>12,745</b>		
<b>TOTAL SHERIFF NARC ENFORCEMENT FINANCING SOURCES</b>			<b>10,965</b>	<b>12,859</b>	<b>66,889</b>	<b>66,889</b>
<b>20037 RECORDERS MODERNIZATION</b>						
<b>REVENUE FROM USE OF MONEY AND PROPERTY</b>						
	4400000000	INTEREST INCOME	19,592	12,210	15,000	15,000
<b>TOTAL REVENUE FROM USE OF MONEY AND PROPERTY</b>			<b>19,592</b>	<b>12,210</b>	<b>15,000</b>	<b>15,000</b>
<b>CHARGES FOR SERVICES</b>						
	4627210010	RECORDING-MICROGRAPHICS FEE	167,700	190,968	200,000	200,000
	4627210020	RECORDING-EQUIP FEE	559,652	694,051	700,000	700,000
<b>TOTAL CHARGES FOR SERVICES</b>			<b>727,352</b>	<b>885,019</b>	<b>900,000</b>	<b>900,000</b>
<b>OTHER FINANCING SOURCES</b>						
	4800000000	OPER TRF-IN	63,060		67,192	67,192
	4800320000	OPER TFR-FM REC SSN TRUNC P FD			35,269	35,269
<b>TOTAL OTHER FINANCING SOURCES</b>			<b>63,060</b>		<b>102,461</b>	<b>102,461</b>
<b>TOTAL RECORDERS MODERNIZATION FINANCING SOURCES</b>			<b>810,004</b>	<b>897,229</b>	<b>1,017,461</b>	<b>1,017,461</b>
<b>20038 CHILD SUPPORT SERVICES</b>						
<b>REVENUE FROM USE OF MONEY AND PROPERTY</b>						
	4400000000	INTEREST INCOME	2,760	2,716	4,200	4,200
	4400001100	INTEREST-FS COLLECTIONS/DISBUR	1,044	735	1,100	1,100
<b>TOTAL REVENUE FROM USE OF MONEY AND PROPERTY</b>			<b>3,804</b>	<b>3,451</b>	<b>5,300</b>	<b>5,300</b>
<b>INTERGOVERNMENTAL REVENUES - STATE</b>						
	4551000000	ST-CHILD SUPPOR-COUNTY'S COST	5,158,748	4,915,537	5,078,484	5,078,484
<b>TOTAL INTERGOVERNMENTAL REVENUES - STATE</b>			<b>5,158,748</b>	<b>4,915,537</b>	<b>5,078,484</b>	<b>5,078,484</b>
<b>INTERGOVERNMENTAL REVENUES - FEDERAL</b>						
	4558200000	FEDERAL-SOCIAL SERVICES	10,399,299	9,541,923	10,274,037	10,274,037
<b>TOTAL INTERGOVERNMENTAL REVENUES - FEDERAL</b>			<b>10,399,299</b>	<b>9,541,923</b>	<b>10,274,037</b>	<b>10,274,037</b>
<b>MISCELLANEOUS REVENUES</b>						
	4706200000	OUTLAWED WARRANTS	872	55		
	4706300000	FEES FROM EMPLOYEES	15			

**COUNTY OF SAN JOAQUIN  
SCHEDULE 6  
DETAIL OF ADDITIONAL FINANCING SOURCES BY FUND AND ACCOUNT  
GOVERNMENTAL FUNDS  
FISCAL YEAR 2013-2014**

FUND NAME	FINANCING SOURCE CATEGORY	FINANCING SOURCE ACCOUNT	2011-2012 ACTUAL	2012-2013 ACTUAL	2013-2014 RECOMMENDED	2013-2014 ADOPTED BY BOARD OF SUPERVISORS
	470700000	OTHER MISC REVENUES			30,878	
		<b>TOTAL MISCELLANEOUS REVENUES</b>	<b>887</b>	<b>30,933</b>		
		<b>OTHER FINANCING SOURCES</b>				
	4800012000	OPER TRF-FM EXTRA PAYDAY RSV	227,203			
		<b>TOTAL OTHER FINANCING SOURCES</b>	<b>227,203</b>			
		<b>TOTAL CHILD SUPPORT SERVICES FINANCING SOURCES</b>	<b>15,789,941</b>	<b>14,491,844</b>	<b>15,357,821</b>	<b>15,357,821</b>
<b>20039</b>		<b>COMMUNITY INFRASTRUCTURE</b>				
		<b>REVENUE FROM USE OF MONEY AND PROPERTY</b>				
	4400000000	INTEREST INCOME	88,938	60,315	100,000	100,000
		<b>TOTAL REVENUE FROM USE OF MONEY AND PROPERTY</b>	<b>88,938</b>	<b>60,315</b>	<b>100,000</b>	<b>100,000</b>
		<b>CHARGES FOR SERVICES</b>				
	4630200040	TRAFFIC MITIGATION-LODI	151	151		
	4630200110	TRAFFIC MITIGATION-TRACY	811	811		
	4630200120	TRAFFIC MITIGATION-LOCAL			7,500	7,500
	4630200290	TRAFFIC MITIGATION-ALTERNATIVE	15,130	26,983	100,000	130,898
	4630200410	RTIF-SJCOG-COUNTY	1,245,641	615,000	200,000	258,792
	4630200411	RTIF-TRAFFIC IMPACT FEE-STKN	40,538	51,560	50,000	50,000
	4630200412	RTIF-TRAFFIC IMPACT FEE-LODI	21,718	54,897	20,000	20,000
	4630200413	RTIF-TRAFFIC IMPACT FEE-MTC	78,930	97,783	100,000	100,000
	4630200414	RTIF-TRAFFIC IMPACT FEE-TRACY	1,099	564	15,000	15,000
	4630200415	RTIF-TRAFFIC IMPACT FEE-ESCALO		5	500	500
	4630200416	RTIF-TRAFFIC IMPACT FEE-RIPON	2,859	603	2,000	2,000
	4630200417	RTIF-TRAFFIC IMPACT FEE-LTHROP	14,824	53,666	25,000	25,000
	4630200418	RTIF-TRAFFIC IMPACT FEE-ADMIN	21,521			
	4630200419	RTIF-COUNTY ONLY	14,582	14,582		
	4630200600	TIMF-ADMINISTRATION	46,527	28,334	10,000	25,449
	4630200619	TIMF-STKN-LODI-LOCKEFORD LOCAL	540,145	177,831	75,000	203,743
	4630200621	TIMF-LINDEN-ESCALON-RIPN LOCAL	8,831	12,259	10,000	25,449
	4630200623	TIMF-TRACY-MNTCA-LATHROP LOCAL	93,751	114,582	50,000	137,546
	4630200626	TIMF-REGIONAL-MTN HOUSE	297,856	535,343	400,000	1,079,764
	4630200627	TIMF-REGIONAL-STKN-LODI-LOCKEF	177,047	57,765	15,000	40,749
	4630200628	TIMF-REGIONAL-LINDN-ESCLN-RIPN	9,192	13,399	10,000	25,449
	4630200629	TIMF-REGIONAL TRCY-MTCA-LATHRP	2,131	2,604	1,000	1,000
	4630200631	TIMF-ALT MODES-STKN-LODI-LOCKE	39,921	13,181	3,000	3,000
	4630200632	TIMF-ALT MODES-LINDN ESCLN-RPN	978	1,425	1,000	1,000
	4630200633	TIMF-ALT MODES-TRCY-MTCA-LATHR	5,327	6,510	5,000	5,000
	4630200634	TIMF-REGIONAL-DELTA-THORNTON	4,533	129,905	5,000	5,000

**COUNTY OF SAN JOAQUIN**  
**SCHEDULE 6**  
**DETAIL OF ADDITIONAL FINANCING SOURCES BY FUND AND ACCOUNT**  
**GOVERNMENTAL FUNDS**  
**FISCAL YEAR 2013-2014**

FUND NAME	FINANCING SOURCE CATEGORY	FINANCING SOURCE ACCOUNT	2011-2012 ACTUAL	2012-2013 ACTUAL	2013-2014 RECOMMENDED	2013-2014 ADOPTED BY BOARD OF SUPERVISORS
	4630200635	TIMF-ALT MODES-DELTA-THORNTON	252	7,217	1,000	1,000
	4630200750	TIMF-NON CONGESTION MGMT REGIO	6,481	6,481	10,000	10,000
	4630200760	TIMF-CONGESTION MGMT REGIONAL	3,535	3,535	5,000	5,000
	4630210000	IMPACT MITIGATION FEE-TIMF-ADM	16,399	28,910	165,000	195,898
	4630260170	TRAF MIT-FLAG CITY-CONGEST			8,000	8,000
	4630260180	TRAF MIT-FLAG CITY-NON-CONGEST			12,000	12,000
	4630300300	FIRE FACILITY-MANTECA-LATHROP	69,240	95,190	65,000	65,000
	4630300310	FIRE FACILITY-ESCALON	9,039	26,960	50,000	50,000
	4630300320	FIRE FACILITY-RIPON	20,391	13,099	20,000	20,000
	4630300330	FIRE FACILITY-WATERLOO-MORADA	2,583	14,364	1,000	1,000
	4630300340	FIRE FACILITY-MOKELUMNE	15,404	25,675	12,000	12,000
	4630300350	FIRE FACILITY-TRACY	4,356	3,922	10,000	10,000
	4630300360	FIRE FACILITY-CLEMENTS	6,817	5,859	10,000	10,000
	4630300370	FIRE FACILITY-WOODBRIDGE	2,920	4,521	5,000	5,000
	4630310000	FIRE FACILITY-ADMIN	2,011	2,917	2,000	2,000
	4630310210	FIRE FACILITY-PROCESSING	1,341	1,945	1,000	1,000
	4630400600	WATER IMPACT-STKN EAST WATER	68,090	74,008	120,000	120,000
	4630410000	WATER IMPACT-ADMIN	3,405	3,729	5,000	5,000
	<b>TOTAL CHARGES FOR SERVICES</b>		<b>2,916,307</b>	<b>2,330,804</b>	<b>1,607,000</b>	<b>2,695,737</b>
	<b>TOTAL COMMUNITY INFRASTRUCTURE FINANCING SOURCES</b>		<b>3,005,245</b>	<b>2,391,119</b>	<b>1,707,000</b>	<b>2,795,737</b>
<b>20041 CHILDREN AND FAMILIES PROGRAM</b>						
	<b>OTHER FINANCING SOURCES</b>					
	4800000000	OPER TRF-IN	219,752	255,835		
	4801220000	OPER TRF-FM CHILD AND FAMILY	773,205	789,335	1,137,526	1,137,526
	<b>TOTAL OTHER FINANCING SOURCES</b>		<b>992,957</b>	<b>1,045,170</b>	<b>1,137,526</b>	<b>1,137,526</b>
	<b>TOTAL CHILDREN AND FAMILIES PROGRAM FINANCING SOURCES</b>		<b>992,957</b>	<b>1,045,170</b>	<b>1,137,526</b>	<b>1,137,526</b>
<b>20047 SUBS ABUSE AND CRIME PREVENT</b>						
	<b>INTERGOVERNMENTAL REVENUES - STATE</b>					
	4505210000	ST-REALIGNMT-SALES TAX-HLTH	(4,462)			
	<b>TOTAL INTERGOVERNMENTAL REVENUES - STATE</b>		<b>(4,462)</b>			
	<b>TOTAL SUBS ABUSE AND CRIME PREVENT FINANCING SOURCES</b>		<b>(4,462)</b>			
<b>20051 LOC COMMUNITY CORRECTNS-AB118</b>						
	<b>REVENUE FROM USE OF MONEY AND PROPERTY</b>					
	4400000000	INTEREST INCOME	2,730	7,678		
	<b>TOTAL REVENUE FROM USE OF MONEY AND PROPERTY</b>		<b>2,730</b>	<b>7,678</b>		

**COUNTY OF SAN JOAQUIN  
SCHEDULE 6  
DETAIL OF ADDITIONAL FINANCING SOURCES BY FUND AND ACCOUNT  
GOVERNMENTAL FUNDS  
FISCAL YEAR 2013-2014**

FUND NAME	FINANCING SOURCE CATEGORY	FINANCING SOURCE ACCOUNT	2011-2012 ACTUAL	2012-2013 ACTUAL	2013-2014 RECOMMENDED	2013-2014 ADOPTED BY BOARD OF SUPERVISORS
<b>INTERGOVERNMENTAL REVENUES - STATE</b>						
	4527800000	ST-REALIGNMENT-AB118 2011	6,315,076	14,276,528	17,514,713	17,514,713
<b>TOTAL INTERGOVERNMENTAL REVENUES - STATE</b>			<b>6,315,076</b>	<b>14,276,528</b>	<b>17,514,713</b>	<b>17,514,713</b>
<b>CHARGES FOR CURRENT SERVICES</b>						
	4629820000	LAW ENF SVS-CT SECURITY		5,601		
<b>TOTAL CHARGES FOR CURRENT SERVICES</b>				<b>5,601</b>		
<b>MISCELLANEOUS REVENUES</b>						
	4707000000	OTHER MISC REVENUES		250		
<b>TOTAL MISCELLANEOUS REVENUES</b>				<b>250</b>		
<b>OTHER FINANCING SOURCES</b>						
	4801200000	OPER TRF-FM PROB AB109	1,861,217	4,574,774	5,247,947	5,247,947
<b>TOTAL OTHER FINANCING SOURCES</b>			<b>1,861,217</b>	<b>4,574,774</b>	<b>5,247,947</b>	<b>5,247,947</b>
<b>TOTAL LOC COMMUNITY CORRECTNS-AB118 FINANCING SOURCES</b>			<b>8,179,023</b>	<b>18,864,831</b>	<b>22,762,660</b>	<b>22,762,660</b>
<b>20052 SUPPLE LAW ENFORCEMENT-AB109</b>						
<b>REVENUE FROM USE OF MONEY AND PROPERTY</b>						
	4400000000	INTEREST INCOME	923	2,730		
<b>TOTAL REVENUE FROM USE OF MONEY AND PROPERTY</b>			<b>923</b>	<b>2,730</b>		
<b>INTERGOVERNMENTAL REVENUES - STATE</b>						
	4527300000	ST-COPS		11,348		
	4527700000	ST-PUB SAFETY REALIGN-AB109	1,933,235	2,775,945	2,584,469	2,584,469
<b>TOTAL INTERGOVERNMENTAL REVENUES - STATE</b>			<b>1,933,235</b>	<b>2,787,293</b>	<b>2,584,469</b>	<b>2,584,469</b>
<b>TOTAL SUPPLE LAW ENFORCEMENT-AB109 FINANCING SOURCES</b>			<b>1,934,158</b>	<b>2,790,023</b>	<b>2,584,469</b>	<b>2,584,469</b>
<b>TOTAL SPECIAL REVENUE FUNDS FINANCING SOURCES</b>			<b>201,443,984</b>	<b>213,628,299</b>	<b>253,198,109</b>	<b>254,286,846</b>
			201,443,985	213,628,299	253,198,109	253,198,109
<b>CAPITAL PROJECT FUNDS</b>						
<b>37004 CAPITAL OUTLAY</b>						
<b>REVENUE FROM USE OF MONEY AND PROPERTY</b>						
	4400000000	INTEREST INCOME	169,939	102,180	110,000	110,000
	4400000180	INTEREST INCOME-FM GENL RSVD	34,694	17,643		
	4410023600	RENTS/VA CLINICS	299,000	316,013	299,000	299,000
<b>TOTAL REVENUE FROM USE OF MONEY AND PROPERTY</b>			<b>503,633</b>	<b>435,836</b>	<b>409,000</b>	<b>409,000</b>

**COUNTY OF SAN JOAQUIN  
SCHEDULE 6  
DETAIL OF ADDITIONAL FINANCING SOURCES BY FUND AND ACCOUNT  
GOVERNMENTAL FUNDS  
FISCAL YEAR 2013-2014**

FUND NAME	FINANCING SOURCE CATEGORY	FINANCING SOURCE ACCOUNT	2011-2012 ACTUAL	2012-2013 ACTUAL	2013-2014 RECOMMENDED	2013-2014 ADOPTED BY BOARD OF SUPERVISORS
<b>INTERGOVERNMENTAL REVENUES - FEDERAL</b>						
4565000000	FEDERAL-CDBG		451,954	800,650	612,000	612,000
4569008000	FEDERAL-OTHER-ARRA		175,073	661,708		
<b>TOTAL INTERGOVERNMENTAL REVENUES - FEDERAL</b>			<b>627,027</b>	<b>1,462,358</b>	<b>612,000</b>	<b>612,000</b>
<b>INTERGOVERNMENTAL REVENUES - OTHER</b>						
4577000000	OTHER GOVT AID-CONSTRUCTION			23,720	46,500	46,500
<b>TOTAL INTERGOVERNMENTAL REVENUE - OTHER</b>				<b>23,720</b>	<b>46,500</b>	<b>46,500</b>
<b>MISCELLANEOUS REVENUES</b>						
4706200000	OUTLAWED WARRANTS			129		
<b>TOTAL MISCELLANEOUS REVENUES</b>				<b>129</b>		
<b>OTHER FINANCING SOURCES</b>						
4800003800	OPER TRF-FM ENERGY SAVINGS TR				564,662	564,662
4800009000	OPER TRF-FM GENERAL FUND		165,000	2,902,172		
4800010000	OPER TRF-IN		346,800	2,867,240	618,650	618,650
4800016000	OPER TRF-FM RADIO COMM ISF		20,000			
4800017000	OPER TRF-FR OXY RESOURCS CA FD			1,695,000	812,400	812,400
4800590000	OPER TRF-FM BIO-TERRORISM TR		965,879			
4800900000	OPER TRF-FM MH		434,500		84,000	84,000
4800910000	OPER TRF-FM HSA			2,544,000	750,000	750,000
4801415000	OPER TRF-FM SUBDIV PARK TRUST			598,623		
4801730000	OPER TRF-FM TOBACCO SETTLE		3,920,000	5,040,000	6,650,000	6,650,000
4801750000	OPER TRF-FM PARK DONATION				400,000	400,000
4819810400	INTERFD BORROW-REPMT-P-SOUTHRN		57,335	114,670	57,335	57,335
<b>TOTAL OTHER FINANCING SOURCES</b>			<b>5,909,514</b>	<b>15,761,705</b>	<b>9,937,047</b>	<b>9,937,047</b>
<b>TOTAL CAPITAL OUTLAY FINANCING SOURCES</b>			<b>7,040,174</b>	<b>17,683,748</b>	<b>11,004,547</b>	<b>11,004,547</b>
<b>TOTAL CAPITAL PROJECT FUNDS FINANCING SOURCES</b>			<b>7,040,174</b>	<b>17,683,748</b>	<b>11,004,547</b>	<b>11,004,547</b>
			7,040,174	17,683,748	11,004,547	11,004,547
<b>TOTAL ALL FUNDS</b>			<b>867,262,024</b>	<b>910,533,099</b>	<b>963,674,883</b>	<b>964,565,563</b>

**COUNTY OF SAN JOAQUIN  
SCHEDULE 7  
SUMMARY OF FINANCING USES BY FUNCTION AND FUND  
GOVERNEMENTAL FUNDS  
FISCAL YEAR 2013-2014**

DESCRIPTION	2011-2012 ACTUAL	2012-2013 ACTUAL	2013-2014 RECOMMENDED	2013-2014 ADOPTED BY BOARD OF SUPERVISORS
<b>SUMMARIZATION BY FUNCTION</b>				
GENERAL GOVERNMENT	78,210,535	85,788,638	83,105,337	82,911,780
PUBLIC PROTECTION	256,893,705	263,251,114	286,168,825	286,897,713
PUBLIC WAYS AND FACILITIES	42,093,317	45,272,831	110,810,506	110,810,506
HEALTH	142,656,768	157,741,760	174,592,849	174,712,883
PUBLIC ASSISTANCE	330,725,606	330,728,966	369,372,902	369,488,967
EDUCATION	5,616,844	5,264,291	5,735,943	5,735,943
RECREATION	5,653,501	5,077,735	5,292,259	5,322,559
<b>TOTAL FINANCING USES BY FUNCTION</b>	<b>861,850,276</b>	<b>893,125,335</b>	<b>1,035,078,621</b>	<b>1,035,880,351</b>
<b>APPROPRIATION FOR CONTINGENCIES</b>				
GENERAL FUND	2,268,689	150,028	19,500,000	18,901,078
<b>TOTAL APPROPRIATION FOR CONTINGENCIES</b>	<b>2,268,689</b>	<b>150,028</b>	<b>19,500,000</b>	<b>18,901,078</b>
<b>SUBTOTAL FINANCING USES</b>	<b>864,118,965</b>	<b>893,275,363</b>	<b>1,054,578,621</b>	<b>1,054,781,429</b>
<b>PROVISIONS FOR RESERVE AND DESIGNATIONS</b>				
10001 COUNTY GENERAL				9,019,984
10011 COUNTY CONTINGENCY				
20002 COUNTY ROAD				
20005 FISH & GAME				
20007 MENTAL HEALTH				2,461,415
20008 WORKFORCE INVESTMENT ACT				242,794
20009 COUNTY HEAD START				
20010 RABIES TREATMENT				
20013 ROAD DISTRICT NO 1				283,942
20014 ROAD DISTRICT NO 2				575,935
20015 ROAD DISTRICT NO 3				
20016 ROAD DISTRICT NO 4				55,161
20017 ROAD DISTRICT NO 5				263,490
20018 LIBRARY FUND				748,538
20020 SUPPLEMENTAL LOCAL LAW ENF				
20024 JUSTICE ASSISTANCE GRANT-JAG				41,170
20026 JUSTICE ASSISTANCE GRANT-ARRA				34
20034 DA NARCOTICS ENFORCEMENT				
20035 SHERIFF NARCOTICS ENFORCEMENT				6,351
20037 RECORDERS MODERNIZATION				432,904
20038 CHILD SUPPORT SERVICES				
20039 COMMUNITY INFRASTRUCTURE				
20041 CHILDREN & FAMILIES PROGRAM				

**COUNTY OF SAN JOAQUIN**  
**SCHEDULE 7**  
**SUMMARY OF FINANCING USES BY FUNCTION AND FUND**  
**GOVERNEMENTAL FUNDS**  
**FISCAL YEAR 2013-2014**

DESCRIPTION	2011-2012 ACTUAL	2012-2013 ACTUAL	2013-2014 RECOMMENDED	2013-2014 ADOPTED BY BOARD OF SUPERVISORS
20047 SUBSTANCE ABUSE & CRIME PREVENTION				
20048 AIRPORT EAST PROJECT				
20051 LOC COMMUNITY CORRECTNS-AB118				2,832,684
20052 SUPPLE LAW ENFORCEMENT-AB109				834,756
37004 COUNTY CAPITAL OUTLAY				16,447,978
<b>TOTAL RESERVE AND DESIGNATIONS</b>				<b>34,247,136</b>
<b>TOTAL FINANCING USES</b>	<b>864,118,965</b>	<b>893,275,363</b>	<b>1,054,578,621</b>	<b>1,089,028,565</b>
<b>SUMMARIZATION BY FUND</b>				
10001 COUNTY GENERAL	649,221,670	671,947,294	714,516,540	723,937,389
10011 COUNTY CONTINGENCY	2,268,689	150,028	19,500,000	18,901,078
20002 COUNTY ROAD	30,474,529	32,171,764	70,135,530	70,135,530
20005 FISH & GAME	20,110	28,569	61,009	61,009
20007 MENTAL HEALTH	82,784,932	89,799,442	110,692,083	113,153,498
20008 WORKFORCE INVESTMENT ACT	10,824,823	11,765,905	13,366,099	13,608,893
20009 COUNTY HEAD START	26,727,038	25,184,992	24,495,389	24,495,389
20010 RABIES TREATMENT	119,857			
20013 ROAD DISTRICT NO 1	873,821	821,419	2,201,370	2,485,312
20014 ROAD DISTRICT NO 2	1,127,300	877,429	622,034	1,197,969
20015 ROAD DISTRICT NO 3	556,413	710,241	1,673,241	1,673,241
20016 ROAD DISTRICT NO 4	2,657,593	3,855,705	8,457,507	8,512,668
20017 ROAD DISTRICT NO 5	2,373,304	1,784,621	3,592,940	3,856,430
20018 LIBRARY FUND	5,360,578	5,000,839	5,423,951	6,172,489
20020 SUPPLEMENTAL LOCAL LAW ENF	790,667			
20024 JUSTICE ASSISTANCE GRANT-JAG	123,511	180,741	191,324	232,494
20026 JUSTICE ASSISTANCE GRANT-ARRA	233,733			34
20034 DA NARCOTICS ENFORCEMENT	31,851	28,379	40,200	40,200
20035 SHERIFF NARCOTICS ENFORCEMENT	11,073	5,778	96,030	102,381
20037 RECORDERS MODERNIZATION	1,404,675	912,495	2,054,900	2,487,804
20038 CHILD SUPPORT SERVICES	15,292,153	14,492,837	15,566,723	15,566,723
20039 COMMUNITY INFRASTRUCTURE	4,030,358	5,051,598	24,117,884	24,117,884
20041 CHILDREN & FAMILIES PROGRAM	992,957	1,045,170	1,137,526	1,137,526
20047 SUBSTANCE ABUSE & CRIME PREVENTION				
20048 AIRPORT EAST PROJECT	173,766	127,545		
20051 LOC COMMUNITY CORRECTNS-AB118	6,511,885	15,609,437	22,762,660	25,595,344
20052 SUPPLE LAW ENFORCEMENT-AB109	1,034,353	1,949,860	2,584,469	3,419,225
37004 COUNTY CAPITAL OUTLAY	18,097,326	9,773,274	11,289,212	28,138,055
<b>TOTAL FINANCING USES</b>	<b>864,118,965</b>	<b>893,275,362</b>	<b>1,054,578,621</b>	<b>1,089,028,565</b>

**COUNTY OF SAN JOAQUIN**  
**SCHEDULE 8**  
**DETAIL OF FINANCING USES BY FUNCTION, ACTIVITY AND BUDGET UNIT**  
**GOVERNMENTAL FUNDS**  
**FISCAL YEAR 2013-2014**

FUNCTION, ACTIVITY AND BUDGET UNIT		2011-2012 ACTUAL	2012-2013 ACTUAL	2013-2014 RECOMMENDED	2013-2014 ADOPTED BY BOARD OF SUPERVISORS
<b>GENERAL GOVERNMENT</b>					
<b>LEGISLATIVE &amp; ADMINISTRATIVE</b>					
10001	1010100000 BOARD OF SUPERVISORS	2,211,536	2,336,122	2,434,642	2,434,642
10001	1010200000 COUNTY ADMINISTRATOR	2,055,741	2,312,890	2,555,321	2,555,321
20026	1010200600 CAO-JAG-ARRA	4,107			
10001	1010900000 INFORMATION SYSTEMS DIVISION	1,302,478	2,505,215	3,922,310	3,922,310
<b>TOTAL LEGISLATIVE &amp; ADMINISTRATIVE</b>		<b>5,573,862</b>	<b>7,154,227</b>	<b>8,912,273</b>	<b>8,912,273</b>
<b>FINANCE</b>					
10001	1010800000 AUDITOR-CONTROLLER	3,256,495	2,966,043	3,252,171	3,252,171
10001	1010804000 OPERATING TRANSFERS	3,774,255	7,284,026	2,062,827	1,463,905
10001	1010805000 TOBACCO SETTLEMENT	5,600,000	7,200,000	9,500,000	9,500,000
10001	1011000000 TREASURER-TAX COLLECTOR	3,180,775	3,159,138	3,266,897	3,266,897
10001	1011100000 ASSESSOR	9,184,234	9,298,108	10,354,923	10,354,923
10001	1011200000 PURCHASING SUPPORT SVS	416,845	442,925	651,756	651,756
10001	1011600000 REVENUE AND RECOVERY	1,719,545	1,548,954	2,001,255	2,001,255
<b>TOTAL FINANCE</b>		<b>27,132,149</b>	<b>31,899,193</b>	<b>31,089,829</b>	<b>30,490,907</b>
<b>COUNSEL</b>					
10001	1011800000 COUNTY COUNSEL	954,287	1,440,667	1,560,583	1,560,583
<b>TOTAL COUNSEL</b>		<b>954,287</b>	<b>1,440,667</b>	<b>1,560,583</b>	<b>1,560,583</b>
<b>PERSONNEL</b>					
10001	1012400000 HUMAN RESOURCES	2,860,400	3,353,085	3,124,331	3,124,331
10001	1012500000 LABOR RELATIONS	(2,613)			
<b>TOTAL PERSONNEL</b>		<b>2,857,787</b>	<b>3,353,085</b>	<b>3,124,331</b>	<b>3,124,331</b>
<b>ELECTIONS</b>					
10001	1013000000 REGISTRAR OF VOTERS	3,148,379	5,194,777	4,341,458	4,341,458
<b>TOTAL ELECTIONS</b>		<b>3,148,379</b>	<b>5,194,777</b>	<b>4,341,458</b>	<b>4,341,458</b>
<b>PROPERTY MANAGEMENT</b>					
10001	1014200000 FACILITIES MANAGEMENT	6,673,081	6,761,719	7,194,277	7,194,277
10001	1014300000 CAPITAL PROJECT ADMIN	(826)	6,247		
20048	1014400000 BUSINESS PARK-AIRPORT	173,766	127,545		
37004	1040148000 PUBLIC IMPROVEMENT	11,923,791	5,409,602	7,450,212	7,851,077
37004	1040148100 PUBLIC IMPROVEMENT-CDBG	451,954	1,079,632	612,000	612,000
37004	1040148300 PUBLIC IMPROVEMENT-FAC MGMT	5,721,581	3,284,040	3,227,000	3,227,000
<b>TOTAL PROPERTY MANAGEMENT</b>		<b>24,943,347</b>	<b>16,668,784</b>	<b>18,483,489</b>	<b>18,884,354</b>

**COUNTY OF SAN JOAQUIN**  
**SCHEDULE 8**  
**DETAIL OF FINANCING USES BY FUNCTION, ACTIVITY AND BUDGET UNIT**  
**GOVERNMENTAL FUNDS**  
**FISCAL YEAR 2013-2014**

FUNCTION, ACTIVITY AND BUDGET UNIT		2011-2012 ACTUAL	2012-2013 ACTUAL	2013-2014 RECOMMENDED	2013-2014 ADOPTED BY BOARD OF SUPERVISORS
<b>PROMOTION</b>					
10001	1015400000 ECONOMIC PROMOTION	199,262	204,262	204,262	208,762
<b>TOTAL PROMOTION</b>		<b>199,262</b>	<b>204,262</b>	<b>204,262</b>	<b>208,762</b>
<b>OTHER GENERAL</b>					
10001	1016000000 SURVEYOR	172,448	231,185	288,191	288,191
10001	1016500000 REBATE-REFUN-JUDGMENT-DAMAGE	24,326	5,470,639	65,500	65,500
10001	1018000000 BLDG-EQUIP USE AND DEBT SVS	13,204,688	14,171,818	15,035,421	15,035,421
<b>TOTAL OTHER GENERAL</b>		<b>13,401,462</b>	<b>19,873,643</b>	<b>15,389,112</b>	<b>15,389,112</b>
<b>TOTAL GENERAL GOVERNMENT</b>		<b>78,210,535</b>	<b>85,788,638</b>	<b>83,105,337</b>	<b>82,911,780</b>
<b>PUBLIC PROTECTION</b>					
<b>JUDICIAL</b>					
10001	2020200000 DISTRICT ATTORNEY	21,786,755	20,736,167	21,421,593	21,900,481
10001	2020202000 DA-REAL ESTATE FRAUD	444,353	582,776	871,116	871,116
10001	2020205000 DA-VICTIM ASSISTANCE	617,843	678,134	688,134	688,134
10001	2020206000 DA-CONSUMER FRAUD PROP 64	1,831,742	1,810,386	1,797,701	1,797,701
10001	2020207000 DA-EPU INVESTIGATION_PROSECUTION	50,781	(46,691)	70,775	70,775
10001	2020209000 DA-CHILD ABDUCTION	491,222	401,111	435,211	435,211
20034	2020210000 DA-NARCOTICS ENFORCEMENT	31,851	28,379	40,200	40,200
10001	2020212000 DA-AUTO INSURANCE FRAUD	282,359	307,933	337,633	337,633
10001	2020216000 DA-WORKERS COMP INS FRAUD	452,141	557,187	570,159	570,159
10001	2020217000 DA-PUBLIC ASSISTANCE FRAUD	(428,459)	136,955		
10001	2020223000 DA-CHILD ABUSE VERTICAL	58,723			
20024	2020225000 DA-YOUTH GUN VIOLE-JAG	49,867	107,790	99,000	99,000
10001	2020273000 DA-VICTIM WITNESS PROG	754,309	638,556	602,962	602,962
10001	2020278110 DA-VIOLENCE AGAINST WOMEN	265,897	269,521	251,512	251,512
10001	2020278130 DA-ANTI-DRUG ABUSE ENFORCEMENT	582,938	114,531		
10001	2020278140 DA-ARRA ENFORCEMENT TEAM	68,762			
10001	2020278230 DA-ELDER ABUSE	94,854			
10001	2020278240 DA-RURAL CRIMES PREVENTION	285,874	267,185	253,427	253,427
10001	2020278250 DA-RURAL CRIMINAL RESTITUTION	193,942	185,533	199,665	199,665
10001	2020278270 DA-UNDERSERVED VICTIM ADVOCACY	78,545	96,981	145,525	145,525
20020	2020280000 DA-COPS-AB3229	23,140			
20052	2020281000 DA-SLESF-AB109	57,772	145,300	208,479	208,479
20038	2020300000 CHILD SUPPORT	15,292,153	14,492,837	15,566,723	15,566,723
10001	2020400000 PUBLIC DEFENDER	11,375,483	12,001,738	12,736,901	12,736,901
10001	2021000000 GRAND JURY	111,594	192,719	168,998	168,998
10001	2021200000 PRETRIAL SERVICES	994,017	969,871	1,019,979	1,019,979

**COUNTY OF SAN JOAQUIN**  
**SCHEDULE 8**  
**DETAIL OF FINANCING USES BY FUNCTION, ACTIVITY AND BUDGET UNIT**  
**GOVERNMENTAL FUNDS**  
**FISCAL YEAR 2013-2014**

FUNCTION, ACTIVITY AND BUDGET UNIT			2011-2012 ACTUAL	2012-2013 ACTUAL	2013-2014 RECOMMENDED	2013-2014 ADOPTED BY BOARD OF SUPERVISORS
10001	2021201000	ALCOHOL-DRUG ALTERNATIVE PROG	389,371	388,969	401,384	401,384
10001	2021274000	COUNTY SUPPORT TO COURTS	10,486,082	10,085,109	10,611,283	10,611,283
10001	2021300000	COURT ASSIGNED COUNSEL	5,037,497	4,879,830	5,263,541	5,263,541
10001	2021658000	SHERIFF-COURT SERVICES	8,346,060	7,994,740	8,807,186	8,807,186
<b>TOTAL JUDICIAL</b>			<b>80,107,466</b>	<b>78,023,549</b>	<b>82,569,087</b>	<b>83,047,975</b>
<b>POLICE PROTECTION</b>						
10001	2021602000	SHERIFF-BOATING SAFETY	1,325,456	1,387,275	1,472,526	1,472,526
20035	2021606000	SHERIFF-NARCOTICS ENFORCEMENT	3,070	5,778	29,241	29,241
20035	2021607000	SHERIFF-NARCOTICS-FED-DOJ	8,003		66,789	66,789
10001	2021608000	SHERIFF-ABANDONED WATERCRAFT		33,096		
10001	2021609000	SHERIFF-CAL MMET	956,217	882,476	874,435	874,435
10001	2021610000	SHERIFF-AUTOMATED FINGERPRINT	664,312	593,996	708,243	708,243
10001	2021613000	SHERIFF-HI-TECH CRIMES	158,399	159,944	167,958	167,958
10001	2021614000	SHERIFF-RURAL CRIME	72,357	95,232	122,004	122,004
10001	2021614170	SHERIFF-OFF HIGHWAY ENFORCMNT	60,392	48,132		
10001	2021615000	SHERIFF-MOUNTAIN HOUSE	1,027,720	1,062,070	1,162,031	1,162,031
10001	2021616000	SHERIFF-PORT SECURITY GRANT		1,284,146		
10001	2021619000	SHERIFF-ANIMAL CONTROL	942,004	915,260	1,021,696	1,021,696
10001	2021620000	SHERIFF-PATROL	24,302,227	25,855,239	27,797,683	27,797,683
10001	2021622000	SHERIFF-COMMUNICATIONS	4,083,034	4,130,708	4,398,346	4,398,346
10001	2021625000	SHERIFF-TECHNOLOGY PROJECTS	10,778			
10001	2021626000	SHERIFF-DETECTIVES	6,395,294	6,753,513	7,159,071	7,159,071
10001	2021627000	SHERIFF-AUTO THEFT PROG	211,552	200,359	222,595	222,595
10001	2021628000	SHERIFF-RECORDS	3,415,937	2,824,141	3,326,000	3,326,000
10001	2021635000	SHERIFF-CIVIL	1,746,176	1,584,475	1,800,477	1,800,477
10001	2021645000	SHERIFF-ADMIN SUPPORT SERVICES	6,162,789	5,066,133	5,631,131	5,631,131
10001	2021649000	SHERIFF-INFORMATION SYSTEMS	1,572,761	1,440,923	1,917,906	1,917,906
10001	2021650000	SHERIFF-LATHROP POLICE CONTRAC	4,201,895	4,472,454	4,813,173	4,813,173
20020	2021652000	COPS-SHERIFF-AB3229-PATROL	44,692			
20024	2021654000	SHERIFF-JAG PROGRAMS	64,761	47,345	50,000	50,000
20052	2021655000	SHERIFF-PATROL-SLESF-AB109	216,225	151,169	246,365	246,365
20026	2021656000	SHERIFF-JAG ARRA	63,960			
10001	2021659000	SHERIFF-ANTI DRUG ABUSE		231,763		
<b>TOTAL POLICE PROTECTION</b>			<b>57,710,012</b>	<b>59,225,627</b>	<b>62,987,670</b>	<b>62,987,670</b>
<b>DETENTION AND CORRECTION</b>						
20020	2021653000	COPS-SHERIFF-AB3229-CUSTODY	174,493			
20052	2021657000	SHERIFF-CUSTODY-SLESF-AB109	28,403	195,821	208,479	208,479
10001	2022600000	SHERIFF-CUSTODY	49,749,883	49,459,609	47,122,759	47,122,759

**COUNTY OF SAN JOAQUIN**  
**SCHEDULE 8**  
**DETAIL OF FINANCING USES BY FUNCTION, ACTIVITY AND BUDGET UNIT**  
**GOVERNMENTAL FUNDS**  
**FISCAL YEAR 2013-2014**

FUNCTION, ACTIVITY AND BUDGET UNIT			2011-2012 ACTUAL	2012-2013 ACTUAL	2013-2014 RECOMMENDED	2013-2014 ADOPTED BY BOARD OF SUPERVISORS
20051	2022610000	SHERIFF-LOC COMM CORR-AB109	1,861,217	4,580,375	5,247,947	5,247,947
10001	2022620000	SHERIFF-WORK PROGRAM	902,655	946,345	1,071,921	1,071,921
10001	2022621000	CORRECTIONAL HEALTH SERVICES	8,002,171	8,064,915	8,522,403	8,522,403
10001	2022700000	PROBATION-JUVENILE	6,114,267	5,850,985	6,797,659	6,797,659
10001	2022702000	PROBATION-ADULT	6,720,776	5,882,906	6,913,467	7,163,467
10001	2022702300	PROBATION-ADULT-SB678	900,105	1,227,084	1,376,878	1,376,878
20051	2022702510	PROBATION-LOC COMM CORR-AB109	4,650,668	11,029,062	17,514,713	17,514,713
20024	2022710000	PROBATION-JAG PROG	11,487	26,675	40,000	40,000
20026	2022736000	PROBATION-JUV RECONNECT JAG ARRA	165,666			
10001	2022745000	PROBATION-ADMINISTRATION	3,917,866	3,870,306	4,137,655	4,137,655
20020	2022780000	PROBATION-JUV JUST CRIME-COPS	448,442			
20020	2022784000	CAO-NEIGHBORHOOD SERVICE CTR	99,901			
20052	2022785000	PROB-JUV-SLESF-AB109	731,953	1,457,570	1,921,146	1,921,146
10001	2022800000	PROBATION-JUVENILE DETENTION	15,074,583	15,217,316	16,595,219	16,595,219
20024	2023024000	JAG CENTRALIZED REV N COSTS	(2,604)	(1,069)	2,324	2,324
<b>TOTAL DETENTION AND CORRECTION</b>			<b>99,551,933</b>	<b>107,807,901</b>	<b>117,472,570</b>	<b>117,722,570</b>
<b>FLOOD CONTROL</b>						
10001	2023040000	STORMWATER MANAGEMENT	253,121			
10001	2023060000	WATER RESOURCES	(253,121)			
10001	2023070000	DELTA ACTIVITIES	611,665	734,197	950,000	950,000
10001	2024100000	FLOOD CHANNEL MAINTENANCE	(72)	5		
<b>TOTAL FLOOD CONTROL</b>			<b>611,593</b>	<b>734,202</b>	<b>950,000</b>	<b>950,000</b>
<b>PROTECTIVE INSPECTION</b>						
10001	2024700000	AGRICULTURAL COMMISSIONER	4,624,392	4,480,559	4,844,409	4,844,409
10001	2024701000	GLASSY-WINGED SHARPSHOOTER PRE	275,974	176,716	245,212	245,212
10001	2024900000	SEALER OF WEIGHTS MEASURES	631,605	558,988	612,086	612,086
10001	2025600000	COMMUNITY DEVELOPMENT SERVICES	5,468,261	5,225,453	5,948,706	5,948,706
<b>TOTAL PROTECTIVE INSPECTION</b>			<b>11,000,232</b>	<b>10,441,717</b>	<b>11,650,413</b>	<b>11,650,413</b>
<b>OTHER PROTECTION</b>						
10001	2021640000	SHERIFF-CORONER MORGUE	1,968,176	1,908,498	2,155,894	2,155,894
10001	2025700000	SHERIFF-PUBLIC ADMINISTRATOR	320,404	245,048	366,731	366,731
10001	2025900000	RECORDER-COUNTY CLERK	1,808,963	1,665,524	2,305,296	2,305,296
20037	2025901000	RECORDER-EQUIPMENT AUTOMATION	1,404,675	912,495	2,054,900	2,054,900
10001	2026000000	EMERGENCY SERVICES	676,825	681,064	763,878	763,878
10001	2026000150	EMERGENCY SERVICES-GRANTS	1,393,459	1,386,919	2,641,377	2,641,377
20010	2026300000	ANIMAL CONTROL DIVISION	119,857			
20005	2026500000	FISH - GAME PROPAGATION	20,110	28,569	61,009	61,009

**COUNTY OF SAN JOAQUIN**  
**SCHEDULE 8**  
**DETAIL OF FINANCING USES BY FUNCTION, ACTIVITY AND BUDGET UNIT**  
**GOVERNMENTAL FUNDS**  
**FISCAL YEAR 2013-2014**

FUNCTION, ACTIVITY AND BUDGET UNIT		2011-2012 ACTUAL	2012-2013 ACTUAL	2013-2014 RECOMMENDED	2013-2014 ADOPTED BY BOARD OF SUPERVISORS
10001	2026700000 LAFCO CONTRIBUTION	200,000	190,000	190,000	190,000
	<b>TOTAL OTHER PROTECTION</b>	<b>7,912,470</b>	<b>7,018,118</b>	<b>10,539,085</b>	<b>10,539,085</b>
<b>TOTAL PUBLIC PROTECTION</b>		<b>256,893,705</b>	<b>263,251,114</b>	<b>286,168,825</b>	<b>286,897,713</b>
<b><u>PUBLIC WAYS &amp; FACILITIES</u></b>					
<b>PUBLIC WAYS</b>					
20002	3030101000 PUBLIC WORKS-ADMINISTRATION	2,401,602	2,172,044	6,159,884	6,159,884
20002	3030103000 PUBLIC WORKS-ENGINEERING	7,086,931	7,374,408	10,372,034	10,372,034
20002	3030105000 PUBLIC WORKS-ROAD MAINT	10,515,882	10,971,297	13,783,327	13,783,327
20002	3030106000 PUBLIC WORKS-CONSTRUCTION	9,901,746	11,169,448	39,122,600	39,122,600
20002	3030108000 PUBLIC WORKS-DEVELOPMENT SVS	568,367	484,566	697,685	697,685
10001	3030900000 COMMUNITY INFRA-ENGINEERING SVS		55	10,000	10,000
20013	3031300000 ROAD DISTRICT NO 1	873,821	821,419	2,201,370	2,201,370
20014	3031400000 ROAD DISTRICT NO 2	1,127,300	877,429	622,034	622,034
20015	3031500000 ROAD DISTRICT NO 3	556,413	710,241	1,673,241	1,673,241
20016	3031600000 ROAD DISTRICT NO 4	2,657,593	3,855,705	8,457,507	8,457,507
20017	3031700000 ROAD DISTRICT NO 5	2,373,304	1,784,621	3,592,940	3,592,940
20039	3039900000 COMMUNITY INFRASTRUCTURE PROG	2,303,542	5,014,378	18,590,384	18,590,384
20039	3039901000 COMMUNITY INFRASTRUCTURE-FLAG CITY			252,500	252,500
20039	3039902000 COMMUNITY INFRASTRUCTURE-RTIF	1,726,816	37,220	5,275,000	5,275,000
	<b>TOTAL PUBLIC WAYS</b>	<b>42,093,317</b>	<b>45,272,831</b>	<b>110,810,506</b>	<b>110,810,506</b>
<b>TOTAL PUBLIC WAYS &amp; FACILITIES</b>		<b>42,093,317</b>	<b>45,272,831</b>	<b>110,810,506</b>	<b>110,810,506</b>
<b><u>HEALTH &amp; SANITATION</u></b>					
<b>HEALTH</b>					
20007	4040300000 MENTAL HEALTH- PHARMACY	6,581,804	5,965,162	6,696,589	6,696,589
20007	4040500000 MENTAL HEALTH SERVICES	65,590,946	66,932,122	85,935,422	85,935,422
20007	4040600000 SUBSTANCE ABUSE SERVICES	8,778,753	12,526,125	14,487,063	14,487,063
20007	4040700000 BEHAVIORAL HEALTH ADMIN	1,020,796	3,530,160	2,748,665	2,748,665
10001	4041000000 PUBLIC HEALTH SERVICES	16,333,672	16,996,851	20,154,522	20,274,556
20007	4041200000 CONSERVATOR SERVICES	812,635	845,873	824,344	824,344
10001	4041800000 EMERGENCY MEDICAL SERVICE AGENCY	1,143,510	1,329,843	1,796,087	1,796,087
10001	4042000000 ENVIRONMENTAL HEALTH	7,963,397	7,649,251	8,588,512	8,588,512
10001	4045415000 CALIFORNIA CHILDREN'S SERVICES	4,646,042	4,508,253	5,640,787	5,640,787
20041	4049100000 CHILDREN & FAMILIES PROGRAM	992,957	1,045,170	1,137,526	1,137,526
10001	4049400000 HEALTH CARE CONTRIBUTION	28,766,933	36,497,287	26,583,332	26,583,332
10001	4049500000 HEALTH CARE SERVICES ADMIN	22,215	(85,447)		
	<b>TOTAL HEALTH</b>	<b>142,653,658</b>	<b>157,740,650</b>	<b>174,592,849</b>	<b>174,712,883</b>

**COUNTY OF SAN JOAQUIN**  
**SCHEDULE 8**  
**DETAIL OF FINANCING USES BY FUNCTION, ACTIVITY AND BUDGET UNIT**  
**GOVERNMENTAL FUNDS**  
**FISCAL YEAR 2013-2014**

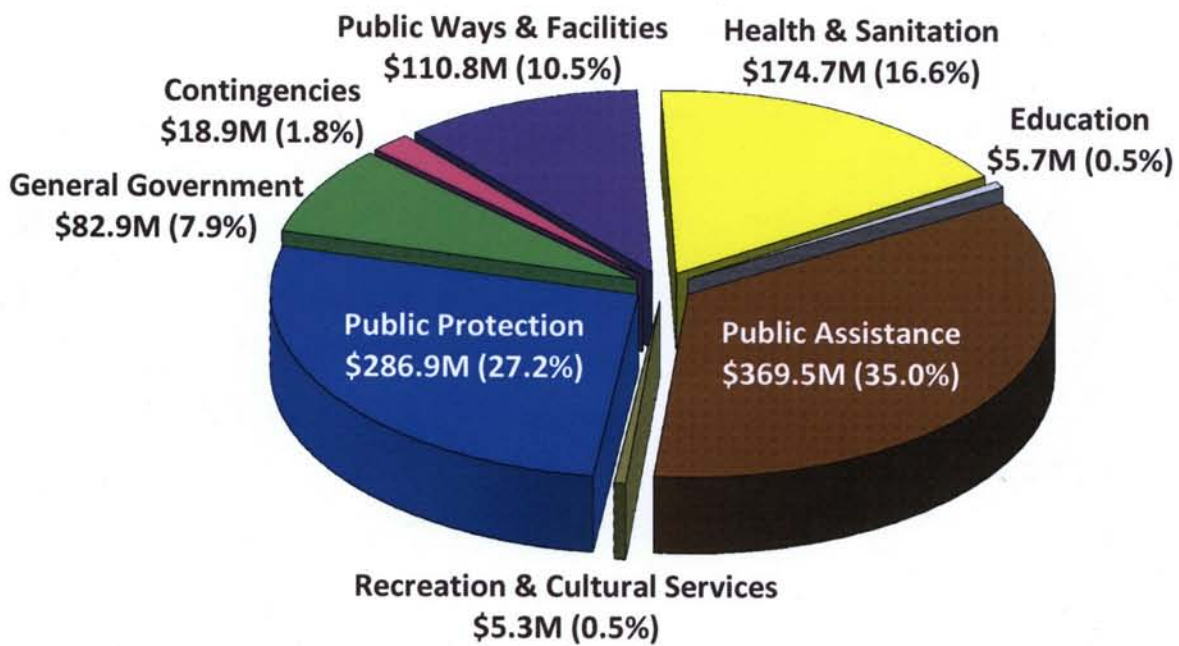
FUNCTION, ACTIVITY AND BUDGET UNIT		2011-2012 ACTUAL	2012-2013 ACTUAL	2013-2014 RECOMMENDED	2013-2014 ADOPTED BY BOARD OF SUPERVISORS
<b>SANITATION</b>					
10001	4040800000 UTILITY DISTRICTS	3,110	1,110		
	<b>TOTAL SANITATION</b>	<b>3,110</b>	<b>1,110</b>		
<b>TOTAL HEALTH &amp; SANITATION</b>		<b>142,656,768</b>	<b>157,741,760</b>	<b>174,592,849</b>	<b>174,712,883</b>
<b>PUBLIC ASSISTANCE</b>					
<b>ADMINISTRATION</b>					
10001	5050101000 HUMAN SERVICES-ADMIN	106,689,557	108,332,735	134,750,530	134,750,530
	<b>TOTAL ADMINISTRATION</b>	<b>106,689,557</b>	<b>108,332,735</b>	<b>134,750,530</b>	<b>134,750,530</b>
<b>AID PROGRAMS</b>					
10001	5050106000 HSA-CALWORKS ASSISTANCE	92,656,388	90,305,394	94,036,800	94,036,800
10001	5050107000 HSA-FOSTER CARE	31,233,891	35,736,922	36,979,692	36,979,692
10001	5050108000 HSA-ADOPTION ASSISTANCE	19,967,741	20,531,541	21,699,156	21,699,156
10001	5050118000 HSA-IN HOME SUPPORTIVE SVS	15,311,600	14,635,109	14,990,789	14,990,789
10001	5050132000 HSA-TEMPORARY HOMELESS SHELTER	464,265	600,069	749,737	749,737
10001	5050144000 HSA- REFUGEE CASH ASSISTANCE	7,242	7,099	10,000	10,000
	<b>TOTAL AID PROGRAMS</b>	<b>159,641,127</b>	<b>161,816,135</b>	<b>168,466,174</b>	<b>168,466,174</b>
<b>GENERAL RELIEF</b>					
10001	5050110000 HSA-GENERAL ASSISTANCE	3,561,432	3,636,910	3,902,035	3,902,035
10001	5053300000 BURIALS	26,194	26,553	30,000	30,000
	<b>TOTAL GENERAL RELIEF</b>	<b>3,587,626</b>	<b>3,663,463</b>	<b>3,932,035</b>	<b>3,932,035</b>
<b>OTHER ASSISTANCE</b>					
10001	5053900000 MARY GRAHAM CHILDREN'S SHELTER	5,378,117	5,449,000	5,887,446	5,887,446
10001	5054000000 COMMUNITY SERVICES	263,308	331,015	262,735	378,800
10001	5054101000 AGING-COMMUNITY SERVICES	9,933,889	6,765,947	7,866,319	7,866,319
20008	5055103000 WORK INCENTIVE ACT	10,824,823	11,765,905	13,366,099	13,366,099
10001	5055246000 NEIGHBORHOOD PRESERVATION	7,413,099	7,138,568	9,897,144	9,897,144
20009	5056500000 COUNTY HEAD START	26,727,038	25,184,992	24,495,389	24,495,389
	<b>TOTAL OTHER ASSISTANCE</b>	<b>60,540,273</b>	<b>56,635,427</b>	<b>61,775,132</b>	<b>61,891,197</b>
<b>VETERANS SERVICE</b>					
10001	5055600000 VETERANS SERVICE OFFICE	267,023	281,207	449,031	449,031
	<b>TOTAL VETERANS SERVICE</b>	<b>267,023</b>	<b>281,207</b>	<b>449,031</b>	<b>449,031</b>
<b>TOTAL PUBLIC ASSISTANCE</b>		<b>330,725,606</b>	<b>330,728,966</b>	<b>369,372,902</b>	<b>369,488,967</b>

**COUNTY OF SAN JOAQUIN**  
**SCHEDULE 8**  
**DETAIL OF FINANCING USES BY FUNCTION, ACTIVITY AND BUDGET UNIT**  
**GOVERNMENTAL FUNDS**  
**FISCAL YEAR 2013-2014**

FUNCTION, ACTIVITY AND BUDGET UNIT	2011-2012 ACTUAL	2012-2013 ACTUAL	2013-2014 RECOMMENDED	2013-2014 ADOPTED BY BOARD OF SUPERVISORS
<b>EDUCATION</b>				
<b>LIBRARY SERVICES</b>				
20018 6060900000 COUNTY LIBRARY	5,360,578	5,000,839	5,423,951	5,423,951
<b>TOTAL LIBRARY SERVICES</b>	<b>5,360,578</b>	<b>5,000,839</b>	<b>5,423,951</b>	<b>5,423,951</b>
<b>AGRICULTURE EDUCATION</b>				
10001 6061500000 COOPERATIVE EXTENSION	256,266	263,452	311,992	311,992
<b>TOTAL AGRICULTURE EDUCATION</b>	<b>256,266</b>	<b>263,452</b>	<b>311,992</b>	<b>311,992</b>
<b>TOTAL EDUCATION</b>	<b>5,616,844</b>	<b>5,264,291</b>	<b>5,735,943</b>	<b>5,735,943</b>
<b>RECREATION</b>				
<b>RECREATION</b>				
10001 7070300000 PARKS AND RECREATION	5,378,501	4,774,735	4,989,259	4,989,259
<b>TOTAL RECREATION</b>	<b>5,378,501</b>	<b>4,774,735</b>	<b>4,989,259</b>	<b>4,989,259</b>
<b>CULTURAL SERVICES</b>				
10001 7070800000 CULTURAL SERVICES	275,000	303,000	303,000	333,300
<b>TOTAL CULTURAL SERVICES</b>	<b>275,000</b>	<b>303,000</b>	<b>303,000</b>	<b>333,300</b>
<b>TOTAL RECREATION</b>	<b>5,653,501</b>	<b>5,077,735</b>	<b>5,292,259</b>	<b>5,322,559</b>
<b>CONTINGENCY RESERVE</b>				
<b>RESERVE</b>				
10011 1111066000 PROVISION FOR CONTINGENCIES	2,268,689	150,028	19,500,000	18,901,078
<b>TOTAL CONTINGENCY RESERVE</b>	<b>2,268,689</b>	<b>150,028</b>	<b>19,500,000</b>	<b>18,901,078</b>
<b>GRAND TOTAL COUNTY BUDGET</b>	<b>864,118,965</b>	<b>893,275,362</b>	<b>1,054,578,621</b>	<b>1,054,781,429</b>

# Governmental Funds

## 2013-2014 Operating Budget By Function



Total: \$1.055 Billion

**COUNTY OF SAN JOAQUIN  
SCHEDULE 9  
DETAIL OF FINANCING SOURCES AND FINANCING USES  
GOVERNMENTAL FUNDS  
FISCAL YEAR 2013-2014**

**BUDGET UNIT**    1010100000 - BOARD OF SUPERVISORS  
**FUND**            10001 - GENERAL  
**FUNCTION**       GENERAL GOVERNMENT  
**ACTIVITY**       LEGISLATIVE & ADMINISTRATIVE

DETAIL BY REVENUE CATEGORY AND EXPENDITURE OBJECT	2011-2012 ACTUAL	2012-2013 ACTUAL	2013-2014 RECOMMENDED	2013-2014 ADOPTED BY BOARD OF SUPERVISORS
<b>REVENUES</b>				
CHARGES FOR SERVICES	27,978	22,113	21,700	21,700
MISCELLANEOUS REVENUES	22			
<b>TOTAL REVENUES</b>	<b>28,000</b>	<b>22,113</b>	<b>21,700</b>	<b>21,700</b>
<b>EXPENDITURES/APPROPRIATIONS</b>				
SALARIES AND BENEFITS	1,923,416	2,005,091	2,073,873	2,073,873
SERVICES AND SUPPLIES	288,364	331,351	360,963	360,963
COST REIMBURSEMENTS	(244)	(320)	(194)	(194)
<b>TOTAL EXPENDITURES/APPROPRIATIONS</b>	<b>2,211,536</b>	<b>2,336,122</b>	<b>2,434,642</b>	<b>2,434,642</b>
<b>NET COST</b>	<b>2,183,536</b>	<b>2,314,009</b>	<b>2,412,942</b>	<b>2,412,942</b>

**COUNTY OF SAN JOAQUIN  
SCHEDULE 9  
DETAIL OF FINANCING SOURCES AND FINANCING USES  
GOVERNMENTAL FUNDS  
FISCAL YEAR 2013-2014**

**BUDGET UNIT** 1010200000 - COUNTY ADMINISTRATOR  
**FUND** 10001 - GENERAL  
**FUNCTION** GENERAL GOVERNMENT  
**ACTIVITY** LEGISLATIVE & ADMINISTRATIVE

DETAIL BY REVENUE CATEGORY AND EXPENDITURE OBJECT	2011-2012 ACTUAL	2012-2013 ACTUAL	2013-2014 RECOMMENDED	2013-2014 ADOPTED BY BOARD OF SUPERVISORS
<b>REVENUES</b>				
REVENUE FROM USE OF MONEY AND PROPERTY		9		
INTERGOVERNMENTAL REVENUES-STATE	346,800			
CHARGES FOR SERVICES		23,814		
MISCELLANEOUS REVENUES	87,573	32,107	10,000	10,000
<b>TOTAL REVENUES</b>	<b>434,373</b>	<b>55,930</b>	<b>10,000</b>	<b>10,000</b>
<b>EXPENDITURES/APPROPRIATIONS</b>				
SALARIES AND BENEFITS	1,880,170	2,043,447	2,380,057	2,380,057
SERVICES AND SUPPLIES	442,931	608,221	594,147	594,147
COST REIMBURSEMENTS	(267,361)	(338,778)	(418,883)	(418,883)
<b>TOTAL EXPENDITURES/APPROPRIATIONS</b>	<b>2,055,741</b>	<b>2,312,890</b>	<b>2,555,321</b>	<b>2,555,321</b>
<b>NET COST</b>	<b>1,621,367</b>	<b>2,256,959</b>	<b>2,545,321</b>	<b>2,545,321</b>

**COUNTY OF SAN JOAQUIN**  
**SCHEDULE 9**  
**DETAIL OF FINANCING SOURCES AND FINANCING USES**  
**GOVERNMENTAL FUNDS**  
**FISCAL YEAR 2013-2014**

**BUDGET UNIT**    1010200600 - CAO-JAG-ARRA  
**FUND**            20026 - JUSTICE ASSISTANCE GRANT-ARRA  
**FUNCTION**        GENERAL GOVERNMENT  
**ACTIVITY**        LEGISLATIVE & ADMINISTRATIVE

DETAIL BY REVENUE CATEGORY AND EXPENDITURE OBJECT	2011-2012 ACTUAL	2012-2013 ACTUAL	2013-2014 RECOMMENDED	2013-2014 ADOPTED BY BOARD OF SUPERVISORS
<b>REVENUES</b>				
REVENUE FROM USE OF MONEY AND PROPERTY	(169)	34		
<b>TOTAL REVENUES</b>	<b>(169)</b>	<b>34</b>		
<b>EXPENDITURES/APPROPRIATIONS</b>				
SERVICES AND SUPPLIES	4,107			
<b>TOTAL EXPENDITURES/APPROPRIATIONS</b>	<b>4,107</b>			
<b>NET COST</b>	<b>4,275</b>	<b>(34)</b>		

**COUNTY OF SAN JOAQUIN  
SCHEDULE 9  
DETAIL OF FINANCING SOURCES AND FINANCING USES  
GOVERNMENTAL FUNDS  
FISCAL YEAR 2013-2014**

**BUDGET UNIT** 1010800000 - AUDITOR-CONTROLLER  
**FUND** 10001 - GENERAL  
**FUNCTION** GENERAL GOVERNMENT  
**ACTIVITY** FINANCE

DETAIL BY REVENUE CATEGORY AND EXPENDITURE OBJECT	2011-2012 ACTUAL	2012-2013 ACTUAL	2013-2014 RECOMMENDED	2013-2014 ADOPTED BY BOARD OF SUPERVISORS
<b>REVENUES</b>				
INTERGOVERNMENTAL REVENUES-STATE	68,814	70,429	70,000	70,000
CHARGES FOR SERVICES	899,365	877,994	862,914	862,914
MISCELLANEOUS REVENUES	167,400	275,158	151,000	151,000
<b>TOTAL REVENUES</b>	<b>1,135,579</b>	<b>1,223,581</b>	<b>1,083,914</b>	<b>1,083,914</b>
<b>EXPENDITURES/APPROPRIATIONS</b>				
SALARIES AND BENEFITS	2,665,476	2,659,550	2,873,132	2,873,132
SERVICES AND SUPPLIES	2,234,612	2,064,405	2,079,886	2,079,886
COST REIMBURSEMENTS	(1,643,593)	(1,757,912)	(1,700,847)	(1,700,847)
<b>TOTAL EXPENDITURES/APPROPRIATIONS</b>	<b>3,256,495</b>	<b>2,966,043</b>	<b>3,252,171</b>	<b>3,252,171</b>
<b>NET COST</b>	<b>2,120,916</b>	<b>1,742,462</b>	<b>2,168,257</b>	<b>2,168,257</b>

**COUNTY OF SAN JOAQUIN  
SCHEDULE 9  
DETAIL OF FINANCING SOURCES AND FINANCING USES  
GOVERNMENTAL FUNDS  
FISCAL YEAR 2013-2014**

**BUDGET UNIT** 1010803000 - GF-GENERAL PURPOSE REVENUES  
**FUND** 10001 - GENERAL  
**FUNCTION** GENERAL GOVERNMENT  
**ACTIVITY** FINANCE

DETAIL BY REVENUE CATEGORY AND EXPENDITURE OBJECT	2011-2012 ACTUAL	2012-2013 ACTUAL	2013-2014 RECOMMENDED	2013-2014 ADOPTED BY BOARD OF SUPERVISORS
<b>REVENUES</b>				
TAXES	181,029,310	178,469,213	187,112,000	187,112,000
LICENSES, PERMITS AND FRANCHISES	2,423,547	2,429,934	2,387,250	2,387,250
FINES, FORFEITURES AND PENALTIES	2,708,747	2,068,670	2,500,000	2,500,000
REVENUE FROM USE OF MONEY AND PROPERTY	34,602	154,764	410,000	410,000
INTERGOVERNMENTAL REVENUES-STATE	1,282,165	2,774,494	1,350,000	1,350,000
INTERGOVERNMENTAL REVENUES-FEDERAL	5,266	5,375		
INTERGOVERNMENTAL REVENUES-OTHER	3,198,120	3,065,304	3,000,000	3,000,000
CHARGES FOR SERVICES	368,677	175,683	134,000	134,000
TRANSFERS IN	20,075,232	18,731,881	9,500,000	9,900,865
<b>TOTAL REVENUES</b>	<b>211,125,666</b>	<b>207,875,318</b>	<b>206,393,250</b>	<b>206,794,115</b>
<b>NET COST</b>	<b>(211,125,666)</b>	<b>(207,875,318)</b>	<b>(206,393,250)</b>	<b>(206,794,115)</b>

**COUNTY OF SAN JOAQUIN  
SCHEDULE 9  
DETAIL OF FINANCING SOURCES AND FINANCING USES  
GOVERNMENTAL FUNDS  
FISCAL YEAR 2013-2014**

**BUDGET UNIT** 1010804000 - OPERATING TRANSFERS  
**FUND** 10001 - GENERAL  
**FUNCTION** GENERAL GOVERNMENT  
**ACTIVITY** FINANCE

DETAIL BY REVENUE CATEGORY AND EXPENDITURE OBJECT	2011-2012 ACTUAL	2012-2013 ACTUAL	2013-2014 RECOMMENDED	2013-2014 ADOPTED BY BOARD OF SUPERVISORS
<b>EXPENDITURES/APPROPRIATIONS</b>				
SERVICES AND SUPPLIES		135,341	150,000	150,000
TRANSFERS OUT	3,774,255	7,148,685	1,912,827	1,313,905
<b>TOTAL EXPENDITURES/APPROPRIATIONS</b>	<b>3,774,255</b>	<b>7,284,026</b>	<b>2,062,827</b>	<b>1,463,905</b>
<b>NET COST</b>	<b>3,774,254</b>	<b>7,284,025</b>	<b>2,062,827</b>	<b>1,463,905</b>

**COUNTY OF SAN JOAQUIN  
SCHEDULE 9  
DETAIL OF FINANCING SOURCES AND FINANCING USES  
GOVERNMENTAL FUNDS  
FISCAL YEAR 2013-2014**

**BUDGET UNIT**    1010805000 - TOBACCO SETTLEMENT  
**FUND**            10001 - GENERAL  
**FUNCTION**      GENERAL GOVERNMENT  
**ACTIVITY**      FINANCE

DETAIL BY REVENUE CATEGORY AND EXPENDITURE OBJECT	2011-2012 ACTUAL	2012-2013 ACTUAL	2013-2014 RECOMMENDED	2013-2014 ADOPTED BY BOARD OF SUPERVISORS
<b>EXPENDITURES/APPROPRIATIONS</b>				
TRANSFERS OUT	5,600,000	7,200,000	9,500,000	9,500,000
<b>TOTAL EXPENDITURES/APPROPRIATIONS</b>	<b>5,600,000</b>	<b>7,200,000</b>	<b>9,500,000</b>	<b>9,500,000</b>
<b>NET COST</b>	<b>5,600,000</b>	<b>7,200,000</b>	<b>9,500,000</b>	<b>9,500,000</b>

**COUNTY OF SAN JOAQUIN  
SCHEDULE 9  
DETAIL OF FINANCING SOURCES AND FINANCING USES  
GOVERNMENTAL FUNDS  
FISCAL YEAR 2013-2014**

**BUDGET UNIT** 1010900000 - INFORMATION SYSTEMS DIVISION  
**FUND** 10001 - GENERAL  
**FUNCTION** GENERAL GOVERNMENT  
**ACTIVITY** LEGISLATIVE & ADMINISTRATIVE

DETAIL BY REVENUE CATEGORY AND EXPENDITURE OBJECT	2011-2012 ACTUAL	2012-2013 ACTUAL	2013-2014 RECOMMENDED	2013-2014 ADOPTED BY BOARD OF SUPERVISORS
<b>REVENUES</b>				
CHARGES FOR SERVICES	1,823,085	1,702,374	1,548,636	1,548,636
TRANSFERS IN	1,120,000	1,440,000	2,053,200	2,053,200
<b>TOTAL REVENUES</b>	<b>2,943,085</b>	<b>3,142,374</b>	<b>3,601,836</b>	<b>3,601,836</b>
<b>EXPENDITURES/APPROPRIATIONS</b>				
SALARIES AND BENEFITS	8,143,811	7,837,959	9,575,251	9,575,251
SERVICES AND SUPPLIES	3,454,209	3,433,811	6,121,346	6,121,346
CAPITAL ASSETS-EQUIPMENT	9,697	36,619	467,000	467,000
COST REIMBURSEMENTS	(10,305,239)	(9,266,174)	(12,241,287)	(12,241,287)
TRANSFERS OUT		463,000		
<b>TOTAL EXPENDITURES/APPROPRIATIONS</b>	<b>1,302,478</b>	<b>2,505,215</b>	<b>3,922,310</b>	<b>3,922,310</b>
<b>NET COST</b>	<b>(1,640,607)</b>	<b>(637,159)</b>	<b>320,474</b>	<b>320,474</b>

**COUNTY OF SAN JOAQUIN**  
**SCHEDULE 9**  
**DETAIL OF FINANCING SOURCES AND FINANCING USES**  
**GOVERNMENTAL FUNDS**  
**FISCAL YEAR 2013-2014**

**BUDGET UNIT** 1011000000 - TREASURER-TAX COLLECTOR  
**FUND** 10001 - GENERAL  
**FUNCTION** GENERAL GOVERNMENT  
**ACTIVITY** FINANCE

DETAIL BY REVENUE CATEGORY AND EXPENDITURE OBJECT	2011-2012 ACTUAL	2012-2013 ACTUAL	2013-2014 RECOMMENDED	2013-2014 ADOPTED BY BOARD OF SUPERVISORS
<b>REVENUES</b>				
LICENSES, PERMITS AND FRANCHISES	106,678	103,355	120,000	120,000
FINES, FORFEITURES AND PENALTIES	110,756	166,156	262,000	262,000
CHARGES FOR SERVICES	1,773,805	1,544,495	1,566,768	1,566,768
MISCELLANEOUS REVENUES	64,785	82,834	194,500	194,500
TRANSFERS IN		350,000		
<b>TOTAL REVENUES</b>	<b>2,056,024</b>	<b>2,246,840</b>	<b>2,143,268</b>	<b>2,143,268</b>
<b>EXPENDITURES/APPROPRIATIONS</b>				
SALARIES AND BENEFITS	2,408,997	2,306,759	2,476,624	2,476,624
SERVICES AND SUPPLIES	917,565	859,687	953,917	953,917
CAPITAL ASSETS-EQUIPMENT		140,000		
COST REIMBURSEMENTS	(145,787)	(147,309)	(163,644)	(163,644)
<b>TOTAL EXPENDITURES/APPROPRIATIONS</b>	<b>3,180,775</b>	<b>3,159,138</b>	<b>3,266,897</b>	<b>3,266,897</b>
<b>NET COST</b>	<b>1,124,751</b>	<b>912,297</b>	<b>1,123,629</b>	<b>1,123,629</b>

**COUNTY OF SAN JOAQUIN  
SCHEDULE 9  
DETAIL OF FINANCING SOURCES AND FINANCING USES  
GOVERNMENTAL FUNDS  
FISCAL YEAR 2013-2014**

**BUDGET UNIT** 1011100000 - ASSESSOR  
**FUND** 10001 - GENERAL  
**FUNCTION** GENERAL GOVERNMENT  
**ACTIVITY** FINANCE

DETAIL BY REVENUE CATEGORY AND EXPENDITURE OBJECT	2011-2012 ACTUAL	2012-2013 ACTUAL	2013-2014 RECOMMENDED	2013-2014 ADOPTED BY BOARD OF SUPERVISORS
<b>REVENUES</b>				
CHARGES FOR SERVICES	2,995,348	2,056,487	2,104,885	2,104,885
MISCELLANEOUS REVENUES	55			
TRANSFERS IN	536,961		825,000	825,000
<b>TOTAL REVENUES</b>	<b>3,532,364</b>	<b>2,056,487</b>	<b>2,929,885</b>	<b>2,929,885</b>
<b>EXPENDITURES/APPROPRIATIONS</b>				
SALARIES AND BENEFITS	8,580,358	8,429,872	8,245,298	8,245,298
SERVICES AND SUPPLIES	845,835	1,092,486	2,333,722	2,333,722
OTHER CHARGES	2,400	2,300	4,300	4,300
CAPITAL ASSETS-EQUIPMENT		13,429	16,500	16,500
COST REIMBURSEMENTS	(244,359)	(239,978)	(244,897)	(244,897)
<b>TOTAL EXPENDITURES/APPROPRIATIONS</b>	<b>9,184,234</b>	<b>9,298,108</b>	<b>10,354,923</b>	<b>10,354,923</b>
<b>NET COST</b>	<b>5,651,869</b>	<b>7,241,620</b>	<b>7,425,038</b>	<b>7,425,038</b>

**COUNTY OF SAN JOAQUIN  
SCHEDULE 9  
DETAIL OF FINANCING SOURCES AND FINANCING USES  
GOVERNMENTAL FUNDS  
FISCAL YEAR 2013-2014**

**BUDGET UNIT** 1011200000 - PURCHASING SUPPORT SVS  
**FUND** 10001 - GENERAL  
**FUNCTION** GENERAL GOVERNMENT  
**ACTIVITY** FINANCE

DETAIL BY REVENUE CATEGORY AND EXPENDITURE OBJECT	2011-2012 ACTUAL	2012-2013 ACTUAL	2013-2014 RECOMMENDED	2013-2014 ADOPTED BY BOARD OF SUPERVISORS
<b>REVENUES</b>				
FINES, FORFEITURES AND PENALTIES	90,431	8,570		
CHARGES FOR SERVICES	314,874	352,012	64,351	64,351
MISCELLANEOUS REVENUES	62,710	67,647	50,000	50,000
<b>TOTAL REVENUES</b>	<b>468,014</b>	<b>428,229</b>	<b>114,351</b>	<b>114,351</b>
<b>EXPENDITURES/APPROPRIATIONS</b>				
SALARIES AND BENEFITS	1,962,692	1,972,255	2,168,041	2,168,041
SERVICES AND SUPPLIES	1,139,119	1,233,381	1,333,289	1,333,289
CAPITAL ASSETS-EQUIPMENT		37,463	17,250	17,250
COST REIMBURSEMENTS	(2,684,966)	(2,800,173)	(2,866,824)	(2,866,824)
<b>TOTAL EXPENDITURES/APPROPRIATIONS</b>	<b>416,845</b>	<b>442,925</b>	<b>651,756</b>	<b>651,756</b>
<b>NET COST</b>	<b>(51,169)</b>	<b>14,696</b>	<b>537,405</b>	<b>537,405</b>

**COUNTY OF SAN JOAQUIN  
SCHEDULE 9  
DETAIL OF FINANCING SOURCES AND FINANCING USES  
GOVERNMENTAL FUNDS  
FISCAL YEAR 2013-2014**

**BUDGET UNIT**    1011600000 - REVENUE AND RECOVERY  
**FUND**            10001 - GENERAL  
**FUNCTION**       GENERAL GOVERNMENT  
**ACTIVITY**       FINANCE

DETAIL BY REVENUE CATEGORY AND EXPENDITURE OBJECT	2011-2012 ACTUAL	2012-2013 ACTUAL	2013-2014 RECOMMENDED	2013-2014 ADOPTED BY BOARD OF SUPERVISORS
<b>REVENUES</b>				
REVENUE FROM USE OF MONEY AND PROPERTY	183,601	185,790	148,000	148,000
INTERGOVERNMENTAL REVENUES-STATE	14,564	11,457	21,000	21,000
CHARGES FOR SERVICES	1,311,336	995,782	1,287,600	1,287,600
MISCELLANEOUS REVENUES	732	428	38,466	38,466
<b>TOTAL REVENUES</b>	<b>1,510,233</b>	<b>1,193,458</b>	<b>1,495,066</b>	<b>1,495,066</b>
<b>EXPENDITURES/APPROPRIATIONS</b>				
SALARIES AND BENEFITS	1,869,835	1,728,401	2,020,268	2,020,268
SERVICES AND SUPPLIES	518,267	473,759	651,487	651,487
CAPITAL ASSETS-EQUIPMENT		2,604		
COST REIMBURSEMENTS	(668,557)	(655,810)	(670,500)	(670,500)
<b>TOTAL EXPENDITURES/APPROPRIATIONS</b>	<b>1,719,545</b>	<b>1,548,954</b>	<b>2,001,255</b>	<b>2,001,255</b>
<b>NET COST</b>	<b>209,311</b>	<b>355,495</b>	<b>506,189</b>	<b>506,189</b>

**COUNTY OF SAN JOAQUIN  
SCHEDULE 9  
DETAIL OF FINANCING SOURCES AND FINANCING USES  
GOVERNMENTAL FUNDS  
FISCAL YEAR 2013-2014**

**BUDGET UNIT**    1011800000 - COUNTY COUNSEL  
**FUND**            10001 - GENERAL  
**FUNCTION**       GENERAL GOVERNMENT  
**ACTIVITY**       COUNSEL

DETAIL BY REVENUE CATEGORY AND EXPENDITURE OBJECT	2011-2012 ACTUAL	2012-2013 ACTUAL	2013-2014 RECOMMENDED	2013-2014 ADOPTED BY BOARD OF SUPERVISORS
<b>REVENUES</b>				
CHARGES FOR SERVICES	203,173	221,016	151,884	151,884
<b>TOTAL REVENUES</b>	<b>203,173</b>	<b>221,016</b>	<b>151,884</b>	<b>151,884</b>
<b>EXPENDITURES/APPROPRIATIONS</b>				
SALARIES AND BENEFITS	3,556,040	3,546,558	3,867,463	3,867,463
SERVICES AND SUPPLIES	139,596	237,566	278,355	278,355
COST REIMBURSEMENTS	(2,741,349)	(2,343,458)	(2,585,235)	(2,585,235)
<b>TOTAL EXPENDITURES/APPROPRIATIONS</b>	<b>954,287</b>	<b>1,440,667</b>	<b>1,560,583</b>	<b>1,560,583</b>
<b>NET COST</b>	<b>751,113</b>	<b>1,219,650</b>	<b>1,408,699</b>	<b>1,408,699</b>

**COUNTY OF SAN JOAQUIN  
SCHEDULE 9  
DETAIL OF FINANCING SOURCES AND FINANCING USES  
GOVERNMENTAL FUNDS  
FISCAL YEAR 2013-2014**

**BUDGET UNIT** 1012400000 - HUMAN RESOURCES  
**FUND** 10001 - GENERAL  
**FUNCTION** GENERAL GOVERNMENT  
**ACTIVITY** PERSONNEL

DETAIL BY REVENUE CATEGORY AND EXPENDITURE OBJECT	2011-2012 ACTUAL	2012-2013 ACTUAL	2013-2014 RECOMMENDED	2013-2014 ADOPTED BY BOARD OF SUPERVISORS
<b>REVENUES</b>				
CHARGES FOR SERVICES	334,726	438,590	427,339	427,339
MISCELLANEOUS REVENUES	31,697	31,742	31,717	31,717
<b>TOTAL REVENUES</b>	<b>366,423</b>	<b>470,332</b>	<b>459,056</b>	<b>459,056</b>
<b>EXPENDITURES/APPROPRIATIONS</b>				
SALARIES AND BENEFITS	5,640,814	5,420,006	6,056,808	6,056,808
SERVICES AND SUPPLIES	2,091,022	1,953,553	2,395,690	2,395,690
COST REIMBURSEMENTS	(4,871,436)	(4,020,474)	(5,328,167)	(5,328,167)
<b>TOTAL EXPENDITURES/APPROPRIATIONS</b>	<b>2,860,400</b>	<b>3,353,085</b>	<b>3,124,331</b>	<b>3,124,331</b>
<b>NET COST</b>	<b>2,493,976</b>	<b>2,882,752</b>	<b>2,665,275</b>	<b>2,665,275</b>

**COUNTY OF SAN JOAQUIN**  
**SCHEDULE 9**  
**DETAIL OF FINANCING SOURCES AND FINANCING USES**  
**GOVERNMENTAL FUNDS**  
**FISCAL YEAR 2013-2014**

**BUDGET UNIT**    1012500000 - LABOR RELATIONS  
**FUND**            10001 - GENERAL  
**FUNCTION**       GENERAL GOVERNMENT  
**ACTIVITY**       PERSONNEL

DETAIL BY REVENUE CATEGORY AND EXPENDITURE OBJECT	2011-2012 ACTUAL	2012-2013 ACTUAL	2013-2014 RECOMMENDED	2013-2014 ADOPTED BY BOARD OF SUPERVISORS
<b>EXPENDITURES/APPROPRIATIONS</b>				
COST REIMBURSEMENTS		(2,613)		
<b>TOTAL EXPENDITURES/APPROPRIATIONS</b>		<b>(2,613)</b>		
<b>NET COST</b>		<b>(2,613)</b>		

**COUNTY OF SAN JOAQUIN  
SCHEDULE 9  
DETAIL OF FINANCING SOURCES AND FINANCING USES  
GOVERNMENTAL FUNDS  
FISCAL YEAR 2013-2014**

**BUDGET UNIT** 1013000000 - REGISTRAR OF VOTERS  
**FUND** 10001 - GENERAL  
**FUNCTION** GENERAL GOVERNMENT  
**ACTIVITY** ELECTIONS

DETAIL BY REVENUE CATEGORY AND EXPENDITURE OBJECT	2011-2012 ACTUAL	2012-2013 ACTUAL	2013-2014 RECOMMENDED	2013-2014 ADOPTED BY BOARD OF SUPERVISORS
<b>REVENUES</b>				
INTERGOVERNMENTAL REVENUES-STATE	31,001	31,698	11,000	11,000
INTERGOVERNMENTAL REVENUES-FEDERAL		20,000		
CHARGES FOR SERVICES	111,624	1,521,269	28,000	28,000
MISCELLANEOUS REVENUES	9,102	10,154	8,000	8,000
TRANSFERS IN			101,250	101,250
<b>TOTAL REVENUES</b>	<b>151,727</b>	<b>1,583,121</b>	<b>148,250</b>	<b>148,250</b>
<b>EXPENDITURES/APPROPRIATIONS</b>				
SALARIES AND BENEFITS	1,705,052	1,928,154	1,917,448	1,917,448
SERVICES AND SUPPLIES	1,436,806	3,258,338	2,424,010	2,424,010
CAPITAL ASSETS-EQUIPMENT	6,521	8,285		
<b>TOTAL EXPENDITURES/APPROPRIATIONS</b>	<b>3,148,379</b>	<b>5,194,777</b>	<b>4,341,458</b>	<b>4,341,458</b>
<b>NET COST</b>	<b>2,996,651</b>	<b>3,611,655</b>	<b>4,193,208</b>	<b>4,193,208</b>

**COUNTY OF SAN JOAQUIN  
SCHEDULE 9  
DETAIL OF FINANCING SOURCES AND FINANCING USES  
GOVERNMENTAL FUNDS  
FISCAL YEAR 2013-2014**

**BUDGET UNIT** 1014200000 - FACILITIES MANAGEMENT  
**FUND** 10001 - GENERAL  
**FUNCTION** GENERAL GOVERNMENT  
**ACTIVITY** PROPERTY MANAGEMENT

DETAIL BY REVENUE CATEGORY AND EXPENDITURE OBJECT	2011-2012 ACTUAL	2012-2013 ACTUAL	2013-2014 RECOMMENDED	2013-2014 ADOPTED BY BOARD OF SUPERVISORS
<b>REVENUES</b>				
REVENUE FROM USE OF MONEY AND PROPERTY	486,106	431,017	388,724	388,724
CHARGES FOR SERVICES	24,643	170,884	170,279	170,279
MISCELLANEOUS REVENUES	126			
<b>TOTAL REVENUES</b>	<b>510,875</b>	<b>601,902</b>	<b>559,003</b>	<b>559,003</b>
<b>EXPENDITURES/APPROPRIATIONS</b>				
SALARIES AND BENEFITS	4,330,675	4,316,072	4,550,485	4,550,485
SERVICES AND SUPPLIES	4,327,357	4,305,555	4,613,782	4,613,782
OTHER CHARGES	587,892	413,883	443,555	443,555
CAPITAL ASSETS-EQUIPMENT	1,322	9,681	17,000	17,000
COST REIMBURSEMENTS	(2,574,164)	(2,283,473)	(2,430,545)	(2,430,545)
<b>TOTAL EXPENDITURES/APPROPRIATIONS</b>	<b>6,673,081</b>	<b>6,761,719</b>	<b>7,194,277</b>	<b>7,194,277</b>
<b>NET COST</b>	<b>6,162,205</b>	<b>6,159,816</b>	<b>6,635,274</b>	<b>6,635,274</b>

**COUNTY OF SAN JOAQUIN  
SCHEDULE 9  
DETAIL OF FINANCING SOURCES AND FINANCING USES  
GOVERNMENTAL FUNDS  
FISCAL YEAR 2013-2014**

**BUDGET UNIT** 1014300000 - CAPITAL PROJECT ADMIN  
**FUND** 10001 - GENERAL  
**FUNCTION** GENERAL GOVERNMENT  
**ACTIVITY** PROPERTY MANAGEMENT

DETAIL BY REVENUE CATEGORY AND EXPENDITURE OBJECT	2011-2012 ACTUAL	2012-2013 ACTUAL	2013-2014 RECOMMENDED	2013-2014 ADOPTED BY BOARD OF SUPERVISORS
<b>REVENUES</b>				
CHARGES FOR SERVICES	1,155			
<b>TOTAL REVENUES</b>	<b>1,155</b>			
<b>EXPENDITURES/APPROPRIATIONS</b>				
SALARIES AND BENEFITS	477,963	515,706	597,454	597,454
SERVICES AND SUPPLIES	54,103	56,532	178,935	178,935
COST REIMBURSEMENTS	(532,891)	(565,991)	(776,389)	(776,389)
<b>TOTAL EXPENDITURES/APPROPRIATIONS</b>	<b>(826)</b>	<b>6,247</b>	<b>0</b>	<b>0</b>
<b>NET COST</b>	<b>(1,980)</b>	<b>6,246</b>		

**COUNTY OF SAN JOAQUIN  
SCHEDULE 9  
DETAIL OF FINANCING SOURCES AND FINANCING USES  
GOVERNMENTAL FUNDS  
FISCAL YEAR 2013-2014**

**BUDGET UNIT**    1014400000 - AIRPORT EAST BUSINESS PARK  
**FUND**            20048 - AIRPORT EAST PROJECT  
**FUNCTION**      GENERAL GOVERNMENT  
**ACTIVITY**       PROPERTY MANAGEMENT

DETAIL BY REVENUE CATEGORY AND EXPENDITURE OBJECT	2011-2012 ACTUAL	2012-2013 ACTUAL	2013-2014 RECOMMENDED	2013-2014 ADOPTED BY BOARD OF SUPERVISORS
<b>EXPENDITURES/APPROPRIATIONS</b>				
CAPITAL ASSETS-STRUCTURES AND IMPROVEMENTS	173,766	127,545		
<b>TOTAL EXPENDITURES/APPROPRIATIONS</b>	<b>173,766</b>	<b>127,545</b>		
 <b>NET COST</b>	 <b>173,766</b>	 <b>127,545</b>		

**COUNTY OF SAN JOAQUIN  
SCHEDULE 9  
DETAIL OF FINANCING SOURCES AND FINANCING USES  
GOVERNMENTAL FUNDS  
FISCAL YEAR 2013-2014**

**BUDGET UNIT**    1015400000 - ECONOMIC PROMOTION  
**FUND**            10001 - GENERAL  
**FUNCTION**       GENERAL GOVERNMENT  
**ACTIVITY**       PROMOTION

DETAIL BY REVENUE CATEGORY AND EXPENDITURE OBJECT	2011-2012 ACTUAL	2012-2013 ACTUAL	2013-2014 RECOMMENDED	2013-2014 ADOPTED BY BOARD OF SUPERVISORS
<b>EXPENDITURES/APPROPRIATIONS</b>				
SERVICES AND SUPPLIES				
OTHER CHARGES	199,262	204,262	204,262	208,762
<b>TOTAL EXPENDITURES/APPROPRIATIONS</b>	<b>199,262</b>	<b>204,262</b>	<b>204,262</b>	<b>208,762</b>
<b>NET COST</b>	<b>199,262</b>	<b>204,262</b>	<b>204,262</b>	<b>208,762</b>

**COUNTY OF SAN JOAQUIN  
SCHEDULE 9  
DETAIL OF FINANCING SOURCES AND FINANCING USES  
GOVERNMENTAL FUNDS  
FISCAL YEAR 2013-2014**

**BUDGET UNIT** 1016000000 - SURVEYOR  
**FUND** 10001 - GENERAL  
**FUNCTION** GENERAL GOVERNMENT  
**ACTIVITY** OTHER GENERAL

DETAIL BY REVENUE CATEGORY AND EXPENDITURE OBJECT	2011-2012 ACTUAL	2012-2013 ACTUAL	2013-2014 RECOMMENDED	2013-2014 ADOPTED BY BOARD OF SUPERVISORS
<b>REVENUES</b>				
CHARGES FOR SERVICES	109,691	164,706	178,000	178,000
<b>TOTAL REVENUES</b>	<b>109,691</b>	<b>164,706</b>	<b>178,000</b>	<b>178,000</b>
<b>EXPENDITURES/APPROPRIATIONS</b>				
SALARIES AND BENEFITS	94,051	125,194	212,478	212,478
SERVICES AND SUPPLIES	102,438	115,515	79,894	79,894
COST REIMBURSEMENTS	(24,041)	(9,524)	(4,181)	(4,181)
<b>TOTAL EXPENDITURES/APPROPRIATIONS</b>	<b>172,448</b>	<b>231,185</b>	<b>288,191</b>	<b>288,191</b>
<b>NET COST</b>	<b>62,756</b>	<b>66,478</b>	<b>110,191</b>	<b>110,191</b>

**COUNTY OF SAN JOAQUIN  
SCHEDULE 9  
DETAIL OF FINANCING SOURCES AND FINANCING USES  
GOVERNMENTAL FUNDS  
FISCAL YEAR 2013-2014**

**BUDGET UNIT**    1016500000 - REBATE-REFUN-JUDGMENT-DAMAGE  
**FUND**            10001 - GENERAL  
**FUNCTION**       GENERAL GOVERNMENT  
**ACTIVITY**       OTHER GENERAL

DETAIL BY REVENUE CATEGORY AND EXPENDITURE OBJECT	2011-2012 ACTUAL	2012-2013 ACTUAL	2013-2014 RECOMMENDED	2013-2014 ADOPTED BY BOARD OF SUPERVISORS
<b>EXPENDITURES/APPROPRIATIONS</b>				
SERVICES AND SUPPLIES	24,326	5,470,639	65,000	65,000
OTHER CHARGES			500	500
<b>TOTAL EXPENDITURES/APPROPRIATIONS</b>	<b>24,326</b>	<b>5,470,639</b>	<b>65,500</b>	<b>65,500</b>
<b>NET COST</b>	<b>24,326</b>	<b>5,470,639</b>	<b>65,500</b>	<b>65,500</b>

**COUNTY OF SAN JOAQUIN  
SCHEDULE 9  
DETAIL OF FINANCING SOURCES AND FINANCING USES  
GOVERNMENTAL FUNDS  
FISCAL YEAR 2013-2014**

**BUDGET UNIT** 1018000000 - BLDG-EQUIP USE AND DEBT SVS  
**FUND** 10001 - GENERAL  
**FUNCTION** GENERAL GOVERNMENT  
**ACTIVITY** OTHER GENERAL

DETAIL BY REVENUE CATEGORY AND EXPENDITURE OBJECT	2011-2012 ACTUAL	2012-2013 ACTUAL	2013-2014 RECOMMENDED	2013-2014 ADOPTED BY BOARD OF SUPERVISORS
<b>REVENUES</b>				
CHARGES FOR SERVICES	71,797	(24,532)	13,285	13,285
TRANSFERS IN	12,503,315	10,894,151	8,589,543	8,589,543
<b>TOTAL REVENUES</b>	<b>12,575,112</b>	<b>10,869,619</b>	<b>8,602,828</b>	<b>8,602,828</b>
<b>EXPENDITURES/APPROPRIATIONS</b>				
SERVICES AND SUPPLIES	15,896,047	15,224,213	15,649,108	15,649,108
COST REIMBURSEMENTS	(2,691,359)	(1,052,394)	(613,687)	(613,687)
<b>TOTAL EXPENDITURES/APPROPRIATIONS</b>	<b>13,204,688</b>	<b>14,171,818</b>	<b>15,035,421</b>	<b>15,035,421</b>
<b>NET COST</b>	<b>629,576</b>	<b>3,302,199</b>	<b>6,432,593</b>	<b>6,432,593</b>

**COUNTY OF SAN JOAQUIN  
SCHEDULE 9  
DETAIL OF FINANCING SOURCES AND FINANCING USES  
GOVERNMENTAL FUNDS  
FISCAL YEAR 2013-2014**

**BUDGET UNIT** 1040148000 - PUBLIC IMPROVEMENT  
**FUND** 37004 - CAPITAL OUTLAY  
**FUNCTION** GENERAL GOVERNMENT  
**ACTIVITY** PROPERTY MANAGEMENT

DETAIL BY REVENUE CATEGORY AND EXPENDITURE OBJECT	2011-2012 ACTUAL	2012-2013 ACTUAL	2013-2014 RECOMMENDED	2013-2014 ADOPTED BY BOARD OF SUPERVISORS
<b>REVENUES</b>				
REVENUE FROM USE OF MONEY AND PROPERTY	503,633	435,836	409,000	409,000
INTERGOVERNMENTAL REVENUES-OTHER		23,720	46,500	46,500
MISCELLANEOUS REVENUES		129		
TRANSFERS IN	4,112,679	10,569,412	7,115,712	7,115,712
OTHER FINANCING SOURCES	57,335	114,670	57,335	57,335
<b>TOTAL REVENUES</b>	<b>4,673,647</b>	<b>11,143,768</b>	<b>7,628,547</b>	<b>7,628,547</b>
<b>EXPENDITURES/APPROPRIATIONS</b>				
CAPITAL ASSETS-STRUCTURES AND IMPROVEMENTS	3,239,455	1,837,973	7,450,212	7,450,212
CAPITAL ASSETS-EQUIPMENT	1,144	23,615		
TRANSFERS OUT	8,683,192	3,548,014		400,865
<b>TOTAL EXPENDITURES/APPROPRIATIONS</b>	<b>11,923,791</b>	<b>5,409,602</b>	<b>7,450,212</b>	<b>7,851,077</b>
<b>NET COST</b>	<b>7,250,143</b>	<b>(5,734,166)</b>	<b>(178,335)</b>	<b>222,530</b>

**COUNTY OF SAN JOAQUIN  
SCHEDULE 9  
DETAIL OF FINANCING SOURCES AND FINANCING USES  
GOVERNMENTAL FUNDS  
FISCAL YEAR 2013-2014**

**BUDGET UNIT**    1040148100 - PUBLIC IMPROVEMENT-CDBG  
**FUND**            37004 - CAPITAL OUTLAY  
**FUNCTION**       GENERAL GOVERNMENT  
**ACTIVITY**        PROPERTY MANAGEMENT

DETAIL BY REVENUE CATEGORY AND EXPENDITURE OBJECT	2011-2012 ACTUAL	2012-2013 ACTUAL	2013-2014 RECOMMENDED	2013-2014 ADOPTED BY BOARD OF SUPERVISORS
<b>REVENUES</b>				
INTERGOVERNMENTAL REVENUES-FEDERAL	451,954	800,650	612,000	612,000
<b>TOTAL REVENUES</b>	<b>451,954</b>	<b>800,650</b>	<b>612,000</b>	<b>612,000</b>
<b>EXPENDITURES/APPROPRIATIONS</b>				
CAPITAL ASSETS-STRUCTURES AND IMPROVEMENTS	451,954	1,079,632	612,000	612,000
<b>TOTAL EXPENDITURES/APPROPRIATIONS</b>	<b>451,954</b>	<b>1,079,632</b>	<b>612,000</b>	<b>612,000</b>
<b>NET COST</b>		<b>278,981</b>		

**COUNTY OF SAN JOAQUIN  
SCHEDULE 9  
DETAIL OF FINANCING SOURCES AND FINANCING USES  
GOVERNMENTAL FUNDS  
FISCAL YEAR 2013-2014**

**BUDGET UNIT** 1040148300 - PUBLIC IMPROVEMENT-FAC MGMT  
**FUND** 37004 - CAPITAL OUTLAY  
**FUNCTION** GENERAL GOVERNMENT  
**ACTIVITY** PROPERTY MANAGEMENT

DETAIL BY REVENUE CATEGORY AND EXPENDITURE OBJECT	2011-2012 ACTUAL	2012-2013 ACTUAL	2013-2014 RECOMMENDED	2013-2014 ADOPTED BY BOARD OF SUPERVISORS
<b>REVENUES</b>				
INTERGOVERNMENTAL REVENUES-FEDERAL	175,073	661,708		
TRANSFERS IN	1,739,500	5,077,623	2,764,000	2,764,000
<b>TOTAL REVENUES</b>	<b>1,914,573</b>	<b>5,739,331</b>	<b>2,764,000</b>	<b>2,764,000</b>
<b>EXPENDITURES/APPROPRIATIONS</b>				
CAPITAL ASSETS-STRUCTURES AND IMPROVEMENTS	3,322,051	3,270,059	3,227,000	3,227,000
CAPITAL ASSETS-EQUIPMENT	161,530	13,981		
TRANSFERS OUT	2,238,000			
<b>TOTAL EXPENDITURES/APPROPRIATIONS</b>	<b>5,721,581</b>	<b>3,284,040</b>	<b>3,227,000</b>	<b>3,227,000</b>
<b>NET COST</b>	<b>3,807,008</b>	<b>(2,455,290)</b>	<b>463,000</b>	<b>463,000</b>

**COUNTY OF SAN JOAQUIN  
SCHEDULE 9  
DETAIL OF FINANCING SOURCES AND FINANCING USES  
GOVERNMENTAL FUNDS  
FISCAL YEAR 2013-2014**

**BUDGET UNIT**    1111066000 - PROVISION FOR CONTINGENCIES  
**FUND**            10011 - CONTINGENCY  
**FUNCTION**       CONTINGENCY RESERVE  
**ACTIVITY**       RESERVE

DETAIL BY REVENUE CATEGORY AND EXPENDITURE OBJECT	2011-2012 ACTUAL	2012-2013 ACTUAL	2013-2014 RECOMMENDED	2013-2014 ADOPTED BY BOARD OF SUPERVISORS
<b>REVENUES</b>				
TRANSFERS IN	2,971,018	3,676,994	617,651	18,729
OTHER FINANCING SOURCES	434,540	434,444	423,415	423,415
<b>TOTAL REVENUES</b>	<b>3,405,558</b>	<b>4,111,438</b>	<b>1,041,066</b>	<b>442,144</b>
<b>EXPENDITURES/APPROPRIATIONS</b>				
TRANSFERS OUT	2,268,689	150,028		
APPROPRIATIONS FOR CONTINGENCIES			19,500,000	18,901,078
<b>TOTAL EXPENDITURES/APPROPRIATIONS</b>	<b>2,268,689</b>	<b>150,028</b>	<b>19,500,000</b>	<b>18,901,078</b>
<b>NET COST</b>	<b>(1,136,869)</b>	<b>(3,961,410)</b>	<b>18,458,934</b>	<b>18,458,934</b>

**COUNTY OF SAN JOAQUIN  
SCHEDULE 9  
DETAIL OF FINANCING SOURCES AND FINANCING USES  
GOVERNMENTAL FUNDS  
FISCAL YEAR 2013-2014**

**BUDGET UNIT** 2020200000 - DISTRICT ATTORNEY  
**FUND** 10001 - GENERAL  
**FUNCTION** PUBLIC PROTECTION  
**ACTIVITY** JUDICIAL

DETAIL BY REVENUE CATEGORY AND EXPENDITURE OBJECT	2011-2012 ACTUAL	2012-2013 ACTUAL	2013-2014 RECOMMENDED	2013-2014 ADOPTED BY BOARD OF SUPERVISORS
<b>REVENUES</b>				
FINES, FORFEITURES AND PENALTIES	6,281			
INTERGOVERNMENTAL REVENUES-STATE	4,946,082	5,214,805	5,540,773	5,540,773
CHARGES FOR SERVICES	195,973	61,485	297,000	297,000
MISCELLANEOUS REVENUES	52,266	120		
TRANSFERS IN	30,000	20,379	196,009	196,009
<b>TOTAL REVENUES</b>	<b>5,230,602</b>	<b>5,296,789</b>	<b>6,033,782</b>	<b>6,033,782</b>
<b>EXPENDITURES/APPROPRIATIONS</b>				
SALARIES AND BENEFITS	19,725,863	19,007,156	19,688,900	20,158,510
SERVICES AND SUPPLIES	2,595,155	2,591,842	2,753,048	2,757,326
CAPITAL ASSETS-EQUIPMENT	53,552	73,352	85,000	90,000
COST REIMBURSEMENTS	(587,814)	(936,184)	(1,105,355)	(1,105,355)
<b>TOTAL EXPENDITURES/APPROPRIATIONS</b>	<b>21,786,755</b>	<b>20,736,167</b>	<b>21,421,593</b>	<b>21,900,481</b>
<b>NET COST</b>	<b>16,556,153</b>	<b>15,439,377</b>	<b>15,387,811</b>	<b>15,866,699</b>

**COUNTY OF SAN JOAQUIN  
SCHEDULE 9  
DETAIL OF FINANCING SOURCES AND FINANCING USES  
GOVERNMENTAL FUNDS  
FISCAL YEAR 2013-2014**

**BUDGET UNIT**    2020202000 - DA-REAL ESTATE FRAUD  
**FUND**            10001 - GENERAL  
**FUNCTION**       PUBLIC PROTECTION  
**ACTIVITY**       JUDICIAL

DETAIL BY REVENUE CATEGORY AND EXPENDITURE OBJECT	2011-2012 ACTUAL	2012-2013 ACTUAL	2013-2014 RECOMMENDED	2013-2014 ADOPTED BY BOARD OF SUPERVISORS
<b>REVENUES</b>				
TRANSFERS IN	444,353	619,685	871,116	871,116
<b>TOTAL REVENUES</b>	<b>444,353</b>	<b>619,685</b>	<b>871,116</b>	<b>871,116</b>
<b>EXPENDITURES/APPROPRIATIONS</b>				
SALARIES AND BENEFITS	440,413	568,877	838,599	838,599
SERVICES AND SUPPLIES	3,940	13,899	32,517	32,517
<b>TOTAL EXPENDITURES/APPROPRIATIONS</b>	<b>444,353</b>	<b>582,776</b>	<b>871,116</b>	<b>871,116</b>
<b>NET COST</b>		<b>(36,909)</b>		

**COUNTY OF SAN JOAQUIN**  
**SCHEDULE 9**  
**DETAIL OF FINANCING SOURCES AND FINANCING USES**  
**GOVERNMENTAL FUNDS**  
**FISCAL YEAR 2013-2014**

**BUDGET UNIT**    2020205000 - DA-VICTIM ASSISTANCE  
**FUND**            10001 - GENERAL  
**FUNCTION**       PUBLIC PROTECTION  
**ACTIVITY**       JUDICIAL

DETAIL BY REVENUE CATEGORY AND EXPENDITURE OBJECT	2011-2012 ACTUAL	2012-2013 ACTUAL	2013-2014 RECOMMENDED	2013-2014 ADOPTED BY BOARD OF SUPERVISORS
<b>REVENUES</b>				
INTERGOVERNMENTAL REVENUES-STATE	537,488	881,875	688,134	688,134
<b>TOTAL REVENUES</b>	<b>537,488</b>	<b>881,875</b>	<b>688,134</b>	<b>688,134</b>
<b>EXPENDITURES/APPROPRIATIONS</b>				
SALARIES AND BENEFITS	610,188	624,174	647,546	647,546
SERVICES AND SUPPLIES	7,655	53,960	40,588	40,588
<b>TOTAL EXPENDITURES/APPROPRIATIONS</b>	<b>617,843</b>	<b>678,134</b>	<b>688,134</b>	<b>688,134</b>
<b>NET COST</b>	<b>80,355</b>	<b>(203,740)</b>		

**COUNTY OF SAN JOAQUIN  
SCHEDULE 9  
DETAIL OF FINANCING SOURCES AND FINANCING USES  
GOVERNMENTAL FUNDS  
FISCAL YEAR 2013-2014**

**BUDGET UNIT** 2020206000 - DA-CONSUMER FRAUD-PROP 64  
**FUND** 10001 - GENERAL  
**FUNCTION** PUBLIC PROTECTION  
**ACTIVITY** JUDICIAL

DETAIL BY REVENUE CATEGORY AND EXPENDITURE OBJECT	2011-2012 ACTUAL	2012-2013 ACTUAL	2013-2014 RECOMMENDED	2013-2014 ADOPTED BY BOARD OF SUPERVISORS
<b>REVENUES</b>				
TRANSFERS IN	1,831,732	1,734,232	1,797,701	1,797,701
<b>TOTAL REVENUES</b>	<b>1,831,732</b>	<b>1,734,232</b>	<b>1,797,701</b>	<b>1,797,701</b>
<b>EXPENDITURES/APPROPRIATIONS</b>				
SALARIES AND BENEFITS	1,745,875	1,761,403	1,580,705	1,580,705
SERVICES AND SUPPLIES	85,867	48,983	216,996	216,996
<b>TOTAL EXPENDITURES/APPROPRIATIONS</b>	<b>1,831,742</b>	<b>1,810,386</b>	<b>1,797,701</b>	<b>1,797,701</b>
<b>NET COST</b>	<b>10</b>	<b>76,153</b>		

**COUNTY OF SAN JOAQUIN  
SCHEDULE 9  
DETAIL OF FINANCING SOURCES AND FINANCING USES  
GOVERNMENTAL FUNDS  
FISCAL YEAR 2013-2014**

**BUDGET UNIT**    2020207000 - DA-EPU INVESTIGATION\_PROSECUTI  
**FUND**            10001 - GENERAL  
**FUNCTION**       PUBLIC PROTECTION  
**ACTIVITY**       JUDICIAL

DETAIL BY REVENUE CATEGORY AND EXPENDITURE OBJECT	2011-2012 ACTUAL	2012-2013 ACTUAL	2013-2014 RECOMMENDED	2013-2014 ADOPTED BY BOARD OF SUPERVISORS
<b>REVENUES</b>				
TRANSFERS IN			70,775	70,775
<b>TOTAL REVENUES</b>			<b>70,775</b>	<b>70,775</b>
<b>EXPENDITURES/APPROPRIATIONS</b>				
SERVICES AND SUPPLIES	50,781	42,991	70,775	70,775
COST REIMBURSEMENTS		(89,682)		
<b>TOTAL EXPENDITURES/APPROPRIATIONS</b>	<b>50,781</b>	<b>(46,691)</b>	<b>70,775</b>	<b>70,775</b>
<b>NET COST</b>	<b>50,781</b>	<b>(46,690)</b>		

**COUNTY OF SAN JOAQUIN  
SCHEDULE 9  
DETAIL OF FINANCING SOURCES AND FINANCING USES  
GOVERNMENTAL FUNDS  
FISCAL YEAR 2013-2014**

**BUDGET UNIT** 2020209000 - DA-CHILD ABDUCTION  
**FUND** 10001 - GENERAL  
**FUNCTION** PUBLIC PROTECTION  
**ACTIVITY** JUDICIAL

DETAIL BY REVENUE CATEGORY AND EXPENDITURE OBJECT	2011-2012 ACTUAL	2012-2013 ACTUAL	2013-2014 RECOMMENDED	2013-2014 ADOPTED BY BOARD OF SUPERVISORS
<b>REVENUES</b>				
INTERGOVERNMENTAL REVENUES-STATE	418,414	347,921	433,211	433,211
MISCELLANEOUS REVENUES	2,943	1,330	2,000	2,000
<b>TOTAL REVENUES</b>	<b>421,357</b>	<b>349,251</b>	<b>435,211</b>	<b>435,211</b>
<b>EXPENDITURES/APPROPRIATIONS</b>				
SALARIES AND BENEFITS	447,452	363,547	385,970	385,970
SERVICES AND SUPPLIES	43,770	37,565	49,241	49,241
<b>TOTAL EXPENDITURES/APPROPRIATIONS</b>	<b>491,222</b>	<b>401,111</b>	<b>435,211</b>	<b>435,211</b>
<b>NET COST</b>	<b>69,864</b>	<b>51,860</b>		

**COUNTY OF SAN JOAQUIN  
SCHEDULE 9  
DETAIL OF FINANCING SOURCES AND FINANCING USES  
GOVERNMENTAL FUNDS  
FISCAL YEAR 2013-2014**

**BUDGET UNIT**    2020210000 - DA-NARCOTICS ENFORCEMENT  
**FUND**            20034 - DA NARC ENFORCEMENT  
**FUNCTION**       PUBLIC PROTECTION  
**ACTIVITY**       JUDICIAL

DETAIL BY REVENUE CATEGORY AND EXPENDITURE OBJECT	2011-2012 ACTUAL	2012-2013 ACTUAL	2013-2014 RECOMMENDED	2013-2014 ADOPTED BY BOARD OF SUPERVISORS
<b>REVENUES</b>				
REVENUE FROM USE OF MONEY AND PROPERTY	67	32	200	200
MISCELLANEOUS REVENUES	30,160	28,347	40,000	40,000
<b>TOTAL REVENUES</b>	<b>30,227</b>	<b>28,379</b>	<b>40,200</b>	<b>40,200</b>
<b>EXPENDITURES/APPROPRIATIONS</b>				
SERVICES AND SUPPLIES	1,851	8,000	8,200	8,200
TRANSFERS OUT	30,000	20,379	32,000	32,000
<b>TOTAL EXPENDITURES/APPROPRIATIONS</b>	<b>31,851</b>	<b>28,379</b>	<b>40,200</b>	<b>40,200</b>
<b>NET COST</b>	<b>1,624</b>			

**COUNTY OF SAN JOAQUIN  
SCHEDULE 9  
DETAIL OF FINANCING SOURCES AND FINANCING USES  
GOVERNMENTAL FUNDS  
FISCAL YEAR 2013-2014**

**BUDGET UNIT**    2020212000 - DA-AUTO INSURANCE FRAUD  
**FUND**            10001 - GENERAL  
**FUNCTION**       PUBLIC PROTECTION  
**ACTIVITY**       JUDICIAL

DETAIL BY REVENUE CATEGORY AND EXPENDITURE OBJECT	2011-2012 ACTUAL	2012-2013 ACTUAL	2013-2014 RECOMMENDED	2013-2014 ADOPTED BY BOARD OF SUPERVISORS
<b>REVENUES</b>				
INTERGOVERNMENTAL REVENUES-STATE		589,789	337,633	337,633
<b>TOTAL REVENUES</b>		<b>589,789</b>	<b>337,633</b>	<b>337,633</b>
<b>EXPENDITURES/APPROPRIATIONS</b>				
SALARIES AND BENEFITS	275,937	275,514	297,403	297,403
SERVICES AND SUPPLIES	6,422	32,419	40,230	40,230
<b>TOTAL EXPENDITURES/APPROPRIATIONS</b>	<b>282,359</b>	<b>307,933</b>	<b>337,633</b>	<b>337,633</b>
<b>NET COST</b>		<b>282,359</b>	<b>(281,856)</b>	

**COUNTY OF SAN JOAQUIN  
SCHEDULE 9  
DETAIL OF FINANCING SOURCES AND FINANCING USES  
GOVERNMENTAL FUNDS  
FISCAL YEAR 2013-2014**

**BUDGET UNIT** 2020216000 - DA-WORKERS COMP INS FRAUD  
**FUND** 10001 - GENERAL  
**FUNCTION** PUBLIC PROTECTION  
**ACTIVITY** JUDICIAL

DETAIL BY REVENUE CATEGORY AND EXPENDITURE OBJECT	2011-2012 ACTUAL	2012-2013 ACTUAL	2013-2014 RECOMMENDED	2013-2014 ADOPTED BY BOARD OF SUPERVISORS
<b>REVENUES</b>				
INTERGOVERNMENTAL REVENUES-STATE		1,009,329	570,159	570,159
<b>TOTAL REVENUES</b>		<b>1,009,329</b>	<b>570,159</b>	<b>570,159</b>
<b>EXPENDITURES/APPROPRIATIONS</b>				
SALARIES AND BENEFITS	416,881	492,754	505,945	505,945
SERVICES AND SUPPLIES	35,261	59,974	64,214	64,214
CAPITAL ASSETS-EQUIPMENT		4,460		
<b>TOTAL EXPENDITURES/APPROPRIATIONS</b>	<b>452,141</b>	<b>557,187</b>	<b>570,159</b>	<b>570,159</b>
<b>NET COST</b>	<b>452,141</b>	<b>(452,141)</b>		

**COUNTY OF SAN JOAQUIN  
SCHEDULE 9  
DETAIL OF FINANCING SOURCES AND FINANCING USES  
GOVERNMENTAL FUNDS  
FISCAL YEAR 2013-2014**

**BUDGET UNIT** 2020217000 - DA-PUBLIC ASSISTANCE FRAUD  
**FUND** 10001 - GENERAL  
**FUNCTION** PUBLIC PROTECTION  
**ACTIVITY** JUDICIAL

DETAIL BY REVENUE CATEGORY AND EXPENDITURE OBJECT	2011-2012 ACTUAL	2012-2013 ACTUAL	2013-2014 RECOMMENDED	2013-2014 ADOPTED BY BOARD OF SUPERVISORS
<b>REVENUES</b>				
MISCELLANEOUS REVENUES	496			
<b>TOTAL REVENUES</b>	<b>496</b>			
<b>EXPENDITURES/APPROPRIATIONS</b>				
SALARIES AND BENEFITS	1,478,699	1,491,392	1,585,266	1,585,266
SERVICES AND SUPPLIES	92,842	442,211	289,278	289,278
CAPITAL ASSETS-EQUIPMENT		3,351		
COST REIMBURSEMENTS	(2,000,000)	(1,800,000)	(1,874,544)	(1,874,544)
<b>TOTAL EXPENDITURES/APPROPRIATIONS</b>	<b>(428,459)</b>	<b>136,955</b>		
<b>NET COST</b>	<b>(428,955)</b>	<b>136,955</b>		

**COUNTY OF SAN JOAQUIN  
SCHEDULE 9  
DETAIL OF FINANCING SOURCES AND FINANCING USES  
GOVERNMENTAL FUNDS  
FISCAL YEAR 2013-2014**

**BUDGET UNIT** 2020223000 - DA-CHILD ABUSE VERTICAL  
**FUND** 10001 - GENERAL  
**FUNCTION** PUBLIC PROTECTION  
**ACTIVITY** JUDICIAL

DETAIL BY REVENUE CATEGORY AND EXPENDITURE OBJECT	2011-2012 ACTUAL	2012-2013 ACTUAL	2013-2014 RECOMMENDED	2013-2014 ADOPTED BY BOARD OF SUPERVISORS
<b>REVENUES</b>				
INTERGOVERNMENTAL REVENUES-STATE	126,500			
<b>TOTAL REVENUES</b>	<b>126,500</b>			
<b>EXPENDITURES/APPROPRIATIONS</b>				
SALARIES AND BENEFITS	57,216			
SERVICES AND SUPPLIES	1,507			
<b>TOTAL EXPENDITURES/APPROPRIATIONS</b>	<b>58,723</b>			
<b>NET COST</b>	<b>(67,776)</b>			

**COUNTY OF SAN JOAQUIN  
SCHEDULE 9  
DETAIL OF FINANCING SOURCES AND FINANCING USES  
GOVERNMENTAL FUNDS  
FISCAL YEAR 2013-2014**

**BUDGET UNIT**    2020225000 - DA-YOUTH GUN VIOLE-JAG  
**FUND**            20024 - JUSTICE ASSISTANCE GRANT-JAG  
**FUNCTION**       PUBLIC PROTECTION  
**ACTIVITY**       JUDICIAL

DETAIL BY REVENUE CATEGORY AND EXPENDITURE OBJECT	2011-2012 ACTUAL	2012-2013 ACTUAL	2013-2014 RECOMMENDED	2013-2014 ADOPTED BY BOARD OF SUPERVISORS
<b>REVENUES</b>				
TRANSFERS IN	99,000	131,264	99,000	99,000
<b>TOTAL REVENUES</b>	<b>99,000</b>	<b>131,264</b>	<b>99,000</b>	<b>99,000</b>
<b>EXPENDITURES/APPROPRIATIONS</b>				
SALARIES AND BENEFITS	49,012	107,771	99,000	99,000
SERVICES AND SUPPLIES	855	19		
<b>TOTAL EXPENDITURES/APPROPRIATIONS</b>	<b>49,867</b>	<b>107,790</b>	<b>99,000</b>	<b>99,000</b>
<b>NET COST</b>	<b>(49,133)</b>	<b>(23,474)</b>		

**COUNTY OF SAN JOAQUIN  
SCHEDULE 9  
DETAIL OF FINANCING SOURCES AND FINANCING USES  
GOVERNMENTAL FUNDS  
FISCAL YEAR 2013-2014**

**BUDGET UNIT** 2020273000 - DA-VICTIM WITNESS PROG  
**FUND** 10001 - GENERAL  
**FUNCTION** PUBLIC PROTECTION  
**ACTIVITY** JUDICIAL

DETAIL BY REVENUE CATEGORY AND EXPENDITURE OBJECT	2011-2012 ACTUAL	2012-2013 ACTUAL	2013-2014 RECOMMENDED	2013-2014 ADOPTED BY BOARD OF SUPERVISORS
<b>REVENUES</b>				
INTERGOVERNMENTAL REVENUES-STATE	709,909	658,833	547,000	547,000
INTERGOVERNMENTAL REVENUES-OTHER		28,083		
<b>TOTAL REVENUES</b>	<b>709,909</b>	<b>686,916</b>	<b>547,000</b>	<b>547,000</b>
<b>EXPENDITURES/APPROPRIATIONS</b>				
SALARIES AND BENEFITS	709,623	610,831	574,745	574,745
SERVICES AND SUPPLIES	31,428	27,725	28,217	28,217
CAPITAL ASSETS-EQUIPMENT	13,258			
<b>TOTAL EXPENDITURES/APPROPRIATIONS</b>	<b>754,309</b>	<b>638,556</b>	<b>602,962</b>	<b>602,962</b>
<b>NET COST</b>	<b>44,399</b>	<b>(48,359)</b>	<b>55,962</b>	<b>55,962</b>

**COUNTY OF SAN JOAQUIN  
SCHEDULE 9  
DETAIL OF FINANCING SOURCES AND FINANCING USES  
GOVERNMENTAL FUNDS  
FISCAL YEAR 2013-2014**

**BUDGET UNIT**    2020278110 - DA-VIOLENCE AGAINST WOMEN V  
**FUND**            10001 - GENERAL  
**FUNCTION**       PUBLIC PROTECTION  
**ACTIVITY**       JUDICIAL

DETAIL BY REVENUE CATEGORY AND EXPENDITURE OBJECT	2011-2012 ACTUAL	2012-2013 ACTUAL	2013-2014 RECOMMENDED	2013-2014 ADOPTED BY BOARD OF SUPERVISORS
<b>REVENUES</b>				
INTERGOVERNMENTAL REVENUES-STATE	200,389	87,164	188,634	188,634
<b>TOTAL REVENUES</b>	<b>200,389</b>	<b>87,164</b>	<b>188,634</b>	<b>188,634</b>
<b>EXPENDITURES/APPROPRIATIONS</b>				
SALARIES AND BENEFITS	262,904	266,101	247,336	247,336
SERVICES AND SUPPLIES	2,993	3,420	4,176	4,176
<b>TOTAL EXPENDITURES/APPROPRIATIONS</b>	<b>265,897</b>	<b>269,521</b>	<b>251,512</b>	<b>251,512</b>
<b>NET COST</b>	<b>65,508</b>	<b>182,356</b>	<b>62,878</b>	<b>62,878</b>

**COUNTY OF SAN JOAQUIN  
SCHEDULE 9  
DETAIL OF FINANCING SOURCES AND FINANCING USES  
GOVERNMENTAL FUNDS  
FISCAL YEAR 2013-2014**

**BUDGET UNIT**    2020278130 - DA-ANTI-DRUG ABUSE ENFORCEMENT  
**FUND**            10001 - GENERAL  
**FUNCTION**       PUBLIC PROTECTION  
**ACTIVITY**       JUDICIAL

DETAIL BY REVENUE CATEGORY AND EXPENDITURE OBJECT	2011-2012 ACTUAL	2012-2013 ACTUAL	2013-2014 RECOMMENDED	2013-2014 ADOPTED BY BOARD OF SUPERVISORS
<b>REVENUES</b>				
INTERGOVERNMENTAL REVENUES-STATE	486,645	350,567		
MISCELLANEOUS REVENUES		32,904		
<b>TOTAL REVENUES</b>	<b>486,645</b>	<b>383,471</b>		
<b>EXPENDITURES/APPROPRIATIONS</b>				
SALARIES AND BENEFITS	272,079			
SERVICES AND SUPPLIES	215,207	5,180		
OTHER CHARGES	95,652	109,351		
<b>TOTAL EXPENDITURES/APPROPRIATIONS</b>	<b>582,938</b>	<b>114,531</b>		
<b>NET COST</b>	<b>96,292</b>	<b>(268,939)</b>		

**COUNTY OF SAN JOAQUIN  
SCHEDULE 9  
DETAIL OF FINANCING SOURCES AND FINANCING USES  
GOVERNMENTAL FUNDS  
FISCAL YEAR 2013-2014**

**BUDGET UNIT**    2020278140 - DA-ARRA-ENFORCEMENT TEAM  
**FUND**            10001 - GENERAL  
**FUNCTION**      PUBLIC PROTECTION  
**ACTIVITY**       JUDICIAL

DETAIL BY REVENUE CATEGORY AND EXPENDITURE OBJECT	2011-2012 ACTUAL	2012-2013 ACTUAL	2013-2014 RECOMMENDED	2013-2014 ADOPTED BY BOARD OF SUPERVISORS
<b>REVENUES</b>				
INTERGOVERNMENTAL REVENUES-STATE	336,123			
<b>TOTAL REVENUES</b>	<b>336,123</b>			
<b>EXPENDITURES/APPROPRIATIONS</b>				
SERVICES AND SUPPLIES	68,762			
<b>TOTAL EXPENDITURES/APPROPRIATIONS</b>	<b>68,762</b>			
<b>NET COST</b>	<b>(267,361)</b>			

**COUNTY OF SAN JOAQUIN  
SCHEDULE 9  
DETAIL OF FINANCING SOURCES AND FINANCING USES  
GOVERNMENTAL FUNDS  
FISCAL YEAR 2013-2014**

**BUDGET UNIT**    2020278230 - DA-ELDER ABUSE  
**FUND**            10001 - GENERAL  
**FUNCTION**       PUBLIC PROTECTION  
**ACTIVITY**        JUDICIAL

DETAIL BY REVENUE CATEGORY AND EXPENDITURE OBJECT	2011-2012 ACTUAL	2012-2013 ACTUAL	2013-2014 RECOMMENDED	2013-2014 ADOPTED BY BOARD OF SUPERVISORS
<b>REVENUES</b>				
INTERGOVERNMENTAL REVENUES-STATE	162,975			
<b>TOTAL REVENUES</b>	<b>162,975</b>			
<b>EXPENDITURES/APPROPRIATIONS</b>				
SALARIES AND BENEFITS	92,519			
SERVICES AND SUPPLIES	2,335			
<b>TOTAL EXPENDITURES/APPROPRIATIONS</b>	<b>94,854</b>			
<b>NET COST</b>	<b>(68,120)</b>			

**COUNTY OF SAN JOAQUIN  
SCHEDULE 9  
DETAIL OF FINANCING SOURCES AND FINANCING USES  
GOVERNMENTAL FUNDS  
FISCAL YEAR 2013-2014**

**BUDGET UNIT**    2020278240 - DA-RURAL CRIMES PREVENTION  
**FUND**            10001 - GENERAL  
**FUNCTION**       PUBLIC PROTECTION  
**ACTIVITY**       JUDICIAL

DETAIL BY REVENUE CATEGORY AND EXPENDITURE OBJECT	2011-2012 ACTUAL	2012-2013 ACTUAL	2013-2014 RECOMMENDED	2013-2014 ADOPTED BY BOARD OF SUPERVISORS
<b>REVENUES</b>				
INTERGOVERNMENTAL REVENUES-STATE	329,562	267,185	253,427	253,427
<b>TOTAL REVENUES</b>	<b>329,562</b>	<b>267,185</b>	<b>253,427</b>	<b>253,427</b>
<b>EXPENDITURES/APPROPRIATIONS</b>				
SALARIES AND BENEFITS	25,990	25,342	25,293	25,293
SERVICES AND SUPPLIES	259,884	241,843	228,134	228,134
<b>TOTAL EXPENDITURES/APPROPRIATIONS</b>	<b>285,874</b>	<b>267,185</b>	<b>253,427</b>	<b>253,427</b>
<b>NET COST</b>	<b>(43,687)</b>			

**COUNTY OF SAN JOAQUIN  
SCHEDULE 9  
DETAIL OF FINANCING SOURCES AND FINANCING USES  
GOVERNMENTAL FUNDS  
FISCAL YEAR 2013-2014**

**BUDGET UNIT** 2020278250 - DA-CRIMINAL RESTITUTION PROG  
**FUND** 10001 - GENERAL  
**FUNCTION** PUBLIC PROTECTION  
**ACTIVITY** JUDICIAL

DETAIL BY REVENUE CATEGORY AND EXPENDITURE OBJECT	2011-2012 ACTUAL	2012-2013 ACTUAL	2013-2014 RECOMMENDED	2013-2014 ADOPTED BY BOARD OF SUPERVISORS
<b>REVENUES</b>				
INTERGOVERNMENTAL REVENUES-STATE	83,158	212,972	199,665	199,665
<b>TOTAL REVENUES</b>	<b>83,158</b>	<b>212,972</b>	<b>199,665</b>	<b>199,665</b>
<b>EXPENDITURES/APPROPRIATIONS</b>				
SALARIES AND BENEFITS	192,458	184,182	195,249	195,249
SERVICES AND SUPPLIES	1,484	1,351	4,416	4,416
<b>TOTAL EXPENDITURES/APPROPRIATIONS</b>	<b>193,942</b>	<b>185,533</b>	<b>199,665</b>	<b>199,665</b>
<b>NET COST</b>	<b>110,784</b>	<b>(27,439)</b>		

**COUNTY OF SAN JOAQUIN  
SCHEDULE 9  
DETAIL OF FINANCING SOURCES AND FINANCING USES  
GOVERNMENTAL FUNDS  
FISCAL YEAR 2013-2014**

**BUDGET UNIT** 2020278270 - DA-UNDERSERVED VICTIM ADVOCACY  
**FUND** 10001 - GENERAL  
**FUNCTION** PUBLIC PROTECTION  
**ACTIVITY** JUDICIAL

DETAIL BY REVENUE CATEGORY AND EXPENDITURE OBJECT	2011-2012 ACTUAL	2012-2013 ACTUAL	2013-2014 RECOMMENDED	2013-2014 ADOPTED BY BOARD OF SUPERVISORS
<b>REVENUES</b>				
INTERGOVERNMENTAL REVENUES-STATE	153,488	127,666	116,420	116,420
<b>TOTAL REVENUES</b>	<b>153,488</b>	<b>127,666</b>	<b>116,420</b>	<b>116,420</b>
<b>EXPENDITURES/APPROPRIATIONS</b>				
SALARIES AND BENEFITS	77,232	94,928	137,339	137,339
SERVICES AND SUPPLIES	1,313	2,053	8,186	8,186
<b>TOTAL EXPENDITURES/APPROPRIATIONS</b>	<b>78,545</b>	<b>96,981</b>	<b>145,525</b>	<b>145,525</b>
<b>NET COST</b>	<b>(74,943)</b>	<b>(30,685)</b>	<b>29,105</b>	<b>29,105</b>

**COUNTY OF SAN JOAQUIN  
SCHEDULE 9  
DETAIL OF FINANCING SOURCES AND FINANCING USES  
GOVERNMENTAL FUNDS  
FISCAL YEAR 2013-2014**

**BUDGET UNIT**    2020280000 - COPS-DA-AB3229  
**FUND**            20020 - SUPPLE LOCAL LAW ENF  
**FUNCTION**       PUBLIC PROTECTION  
**ACTIVITY**       JUDICIAL

DETAIL BY REVENUE CATEGORY AND EXPENDITURE OBJECT	2011-2012 ACTUAL	2012-2013 ACTUAL	2013-2014 RECOMMENDED	2013-2014 ADOPTED BY BOARD OF SUPERVISORS
<b>REVENUES</b>				
INTERGOVERNMENTAL REVENUES-STATE	59,014			
<b>TOTAL REVENUES</b>	<b>59,014</b>			
<b>EXPENDITURES/APPROPRIATIONS</b>				
SALARIES AND BENEFITS	21,873			
SERVICES AND SUPPLIES	1,267			
<b>TOTAL EXPENDITURES/APPROPRIATIONS</b>	<b>23,140</b>			
<b>NET COST</b>	<b>(35,874)</b>			

**COUNTY OF SAN JOAQUIN  
SCHEDULE 9  
DETAIL OF FINANCING SOURCES AND FINANCING USES  
GOVERNMENTAL FUNDS  
FISCAL YEAR 2013-2014**

**BUDGET UNIT** 2020281000 - DA-SLESF-AB109  
**FUND** 20052 - SUPPLE LAW ENFORCEMENT-AB109  
**FUNCTION** PUBLIC PROTECTION  
**ACTIVITY** JUDICIAL

DETAIL BY REVENUE CATEGORY AND EXPENDITURE OBJECT	2011-2012 ACTUAL	2012-2013 ACTUAL	2013-2014 RECOMMENDED	2013-2014 ADOPTED BY BOARD OF SUPERVISORS
<b>REVENUES</b>				
INTERGOVERNMENTAL REVENUES-STATE	151,561	214,704	208,479	208,479
<b>TOTAL REVENUES</b>	<b>151,561</b>	<b>214,704</b>	<b>208,479</b>	<b>208,479</b>
<b>EXPENDITURES/APPROPRIATIONS</b>				
SALARIES AND BENEFITS	57,498	143,668	205,392	205,392
SERVICES AND SUPPLIES	274	1,632	3,087	3,087
<b>TOTAL EXPENDITURES/APPROPRIATIONS</b>	<b>57,772</b>	<b>145,300</b>	<b>208,479</b>	<b>208,479</b>
<b>NET COST</b>	<b>(93,789)</b>	<b>(69,404)</b>		

**COUNTY OF SAN JOAQUIN  
SCHEDULE 9  
DETAIL OF FINANCING SOURCES AND FINANCING USES  
GOVERNMENTAL FUNDS  
FISCAL YEAR 2013-2014**

**BUDGET UNIT** 2020300000 - CHILD SUPPORT  
**FUND** 20038 - CHILD SUPPORT SERVICES  
**FUNCTION** PUBLIC PROTECTION  
**ACTIVITY** JUDICIAL

DETAIL BY REVENUE CATEGORY AND EXPENDITURE OBJECT	2011-2012 ACTUAL	2012-2013 ACTUAL	2013-2014 RECOMMENDED	2013-2014 ADOPTED BY BOARD OF SUPERVISORS
<b>REVENUES</b>				
REVENUE FROM USE OF MONEY AND PROPERTY	3,804	3,451	5,300	5,300
INTERGOVERNMENTAL REVENUES-STATE	5,158,748	4,915,537	5,078,484	5,078,484
INTERGOVERNMENTAL REVENUES-FEDERAL	10,399,299	9,541,923	10,274,037	10,274,037
MISCELLANEOUS REVENUES	887	30,933		
TRANSFERS IN	227,203			
<b>TOTAL REVENUES</b>	<b>15,789,941</b>	<b>14,491,844</b>	<b>15,357,821</b>	<b>15,357,821</b>
<b>EXPENDITURES/APPROPRIATIONS</b>				
SALARIES AND BENEFITS	13,548,985	12,834,377	13,751,603	13,751,603
SERVICES AND SUPPLIES	1,743,167	1,658,460	1,815,120	1,815,120
<b>TOTAL EXPENDITURES/APPROPRIATIONS</b>	<b>15,292,153</b>	<b>14,492,837</b>	<b>15,566,723</b>	<b>15,566,723</b>
<b>NET COST</b>	<b>(497,788)</b>	<b>992</b>	<b>208,902</b>	<b>208,902</b>

**COUNTY OF SAN JOAQUIN**  
**SCHEDULE 9**  
**DETAIL OF FINANCING SOURCES AND FINANCING USES**  
**GOVERNMENTAL FUNDS**  
**FISCAL YEAR 2013-2014**

**BUDGET UNIT**    2020400000 - PUBLIC DEFENDER  
**FUND**            10001 - GENERAL  
**FUNCTION**       PUBLIC PROTECTION  
**ACTIVITY**       JUDICIAL

DETAIL BY REVENUE CATEGORY AND EXPENDITURE OBJECT	2011-2012 ACTUAL	2012-2013 ACTUAL	2013-2014 RECOMMENDED	2013-2014 ADOPTED BY BOARD OF SUPERVISORS
<b>REVENUES</b>				
INTERGOVERNMENTAL REVENUES-STATE	3,170,536	3,494,090	3,675,556	3,675,556
CHARGES FOR SERVICES	583,602	692,668	707,772	707,772
MISCELLANEOUS REVENUES	101	96		
TRANSFERS IN			161,672	161,672
<b>TOTAL REVENUES</b>	<b>3,754,239</b>	<b>4,186,854</b>	<b>4,545,000</b>	<b>4,545,000</b>
<b>EXPENDITURES/APPROPRIATIONS</b>				
SALARIES AND BENEFITS	10,793,396	11,411,924	11,949,912	11,949,912
SERVICES AND SUPPLIES	684,319	730,759	786,989	786,989
COST REIMBURSEMENTS	(102,232)	(140,945)		
<b>TOTAL EXPENDITURES/APPROPRIATIONS</b>	<b>11,375,483</b>	<b>12,001,738</b>	<b>12,736,901</b>	<b>12,736,901</b>
<b>NET COST</b>	<b>7,621,243</b>	<b>7,814,884</b>	<b>8,191,901</b>	<b>8,191,901</b>

**COUNTY OF SAN JOAQUIN  
SCHEDULE 9  
DETAIL OF FINANCING SOURCES AND FINANCING USES  
GOVERNMENTAL FUNDS  
FISCAL YEAR 2013-2014**

**BUDGET UNIT**    2021000000 - GRAND JURY  
**FUND**            10001 - GENERAL  
**FUNCTION**       PUBLIC PROTECTION  
**ACTIVITY**       JUDICIAL

DETAIL BY REVENUE CATEGORY AND EXPENDITURE OBJECT	2011-2012 ACTUAL	2012-2013 ACTUAL	2013-2014 RECOMMENDED	2013-2014 ADOPTED BY BOARD OF SUPERVISORS
<b>EXPENDITURES/APPROPRIATIONS</b>				
SERVICES AND SUPPLIES	111,594	192,719	168,998	168,998
<b>TOTAL EXPENDITURES/APPROPRIATIONS</b>	<b>111,594</b>	<b>192,719</b>	<b>168,998</b>	<b>168,998</b>
<b>NET COST</b>	<b>111,594</b>	<b>192,719</b>	<b>168,998</b>	<b>168,998</b>

**COUNTY OF SAN JOAQUIN  
SCHEDULE 9  
DETAIL OF FINANCING SOURCES AND FINANCING USES  
GOVERNMENTAL FUNDS  
FISCAL YEAR 2013-2014**

**BUDGET UNIT**    2021200000 - PRETRIAL SERVICES  
**FUND**            10001 - GENERAL  
**FUNCTION**       PUBLIC PROTECTION  
**ACTIVITY**       JUDICIAL

DETAIL BY REVENUE CATEGORY AND EXPENDITURE OBJECT	2011-2012 ACTUAL	2012-2013 ACTUAL	2013-2014 RECOMMENDED	2013-2014 ADOPTED BY BOARD OF SUPERVISORS
<b>REVENUES</b>				
INTERGOVERNMENTAL REVENUES-STATE	307,458	339,254	356,859	356,859
<b>TOTAL REVENUES</b>	<b>307,458</b>	<b>339,254</b>	<b>356,859</b>	<b>356,859</b>
<b>EXPENDITURES/APPROPRIATIONS</b>				
SALARIES AND BENEFITS	972,268	945,885	994,887	994,887
SERVICES AND SUPPLIES	21,748	23,986	25,092	25,092
<b>TOTAL EXPENDITURES/APPROPRIATIONS</b>	<b>994,017</b>	<b>969,871</b>	<b>1,019,979</b>	<b>1,019,979</b>
<b>NET COST</b>	<b>686,558</b>	<b>630,617</b>	<b>663,120</b>	<b>663,120</b>

**COUNTY OF SAN JOAQUIN  
SCHEDULE 9  
DETAIL OF FINANCING SOURCES AND FINANCING USES  
GOVERNMENTAL FUNDS  
FISCAL YEAR 2013-2014**

**BUDGET UNIT**    2021201000 - ALCOHOL-DRUG ALTERNATIVE PROG  
**FUND**            10001 - GENERAL  
**FUNCTION**       PUBLIC PROTECTION  
**ACTIVITY**       JUDICIAL

DETAIL BY REVENUE CATEGORY AND EXPENDITURE OBJECT	2011-2012 ACTUAL	2012-2013 ACTUAL	2013-2014 RECOMMENDED	2013-2014 ADOPTED BY BOARD OF SUPERVISORS
<b>REVENUES</b>				
TAXES				
INTERGOVERNMENTAL REVENUES-STATE	126,198	139,249	146,378	146,378
CHARGES FOR SERVICES	6,400	3,200	10,000	10,000
MISCELLANEOUS REVENUES		1,185		
<b>TOTAL REVENUES</b>	<b>132,599</b>	<b>143,634</b>	<b>156,378</b>	<b>156,378</b>
<b>EXPENDITURES/APPROPRIATIONS</b>				
SALARIES AND BENEFITS	439,927	398,081	470,996	470,996
SERVICES AND SUPPLIES	65,216	71,327	74,751	74,751
COST REIMBURSEMENTS	(115,772)	(80,439)	(144,363)	(144,363)
<b>TOTAL EXPENDITURES/APPROPRIATIONS</b>	<b>389,371</b>	<b>388,969</b>	<b>401,384</b>	<b>401,384</b>
<b>NET COST</b>	<b>256,772</b>	<b>245,335</b>	<b>245,006</b>	<b>245,006</b>

**COUNTY OF SAN JOAQUIN  
SCHEDULE 9  
DETAIL OF FINANCING SOURCES AND FINANCING USES  
GOVERNMENTAL FUNDS  
FISCAL YEAR 2013-2014**

**BUDGET UNIT**     2021274000 - COUNTY SUPPORT TO COURTS  
**FUND**             10001 - GENERAL  
**FUNCTION**        PUBLIC PROTECTION  
**ACTIVITY**        JUDICIAL

DETAIL BY REVENUE CATEGORY AND EXPENDITURE OBJECT	2011-2012 ACTUAL	2012-2013 ACTUAL	2013-2014 RECOMMENDED	2013-2014 ADOPTED BY BOARD OF SUPERVISORS
<b>REVENUES</b>				
TAXES				
FINES, FORFEITURES AND PENALTIES	4,178,912	3,909,075	4,637,405	4,637,405
INTERGOVERNMENTAL REVENUES-STATE	275,555	125,164	50,000	50,000
CHARGES FOR SERVICES	1,024,340	1,064,397	851,000	851,000
MISCELLANEOUS REVENUES		20,465		
TRANSFERS IN	210,804	171,979	200,000	200,000
<b>TOTAL REVENUES</b>	<b>5,689,611</b>	<b>5,291,080</b>	<b>5,738,405</b>	<b>5,738,405</b>
<b>EXPENDITURES/APPROPRIATIONS</b>				
SERVICES AND SUPPLIES	10,116,082	9,715,109	10,391,283	10,391,283
TRANSFERS OUT	370,000	370,000	220,000	220,000
<b>TOTAL EXPENDITURES/APPROPRIATIONS</b>	<b>10,486,082</b>	<b>10,085,109</b>	<b>10,611,283</b>	<b>10,611,283</b>
<b>NET COST</b>	<b>4,796,470</b>	<b>4,794,029</b>	<b>4,872,878</b>	<b>4,872,878</b>

**COUNTY OF SAN JOAQUIN  
SCHEDULE 9  
DETAIL OF FINANCING SOURCES AND FINANCING USES  
GOVERNMENTAL FUNDS  
FISCAL YEAR 2013-2014**

**BUDGET UNIT**    2021300000 - COURT ASSIGNED COUNSEL  
**FUND**            10001 - GENERAL  
**FUNCTION**       PUBLIC PROTECTION  
**ACTIVITY**       JUDICIAL

DETAIL BY REVENUE CATEGORY AND EXPENDITURE OBJECT	2011-2012 ACTUAL	2012-2013 ACTUAL	2013-2014 RECOMMENDED	2013-2014 ADOPTED BY BOARD OF SUPERVISORS
<b>EXPENDITURES/APPROPRIATIONS</b>				
SERVICES AND SUPPLIES	5,037,497	4,879,830	5,263,541	5,263,541
<b>TOTAL EXPENDITURES/APPROPRIATIONS</b>	<b>5,037,497</b>	<b>4,879,830</b>	<b>5,263,541</b>	<b>5,263,541</b>
<b>NET COST</b>	<b>5,037,497</b>	<b>4,879,830</b>	<b>5,263,541</b>	<b>5,263,541</b>

**COUNTY OF SAN JOAQUIN  
SCHEDULE 9  
DETAIL OF FINANCING SOURCES AND FINANCING USES  
GOVERNMENTAL FUNDS  
FISCAL YEAR 2013-2014**

**BUDGET UNIT**     2021602000 - SHERIFF-BOATING SAFETY  
**FUND**             10001 - GENERAL  
**FUNCTION**        PUBLIC PROTECTION  
**ACTIVITY**         POLICE PROTECTION

DETAIL BY REVENUE CATEGORY AND EXPENDITURE OBJECT	2011-2012 ACTUAL	2012-2013 ACTUAL	2013-2014 RECOMMENDED	2013-2014 ADOPTED BY BOARD OF SUPERVISORS
<b>REVENUES</b>				
TAXES	209,591	192,319	192,319	192,319
FINES, FORFEITURES AND PENALTIES	600	2,700	1,000	1,000
INTERGOVERNMENTAL REVENUES-STATE	691,183	446,854	626,597	626,597
CHARGES FOR SERVICES		1,444		
<b>TOTAL REVENUES</b>	<b>901,374</b>	<b>643,316</b>	<b>819,916</b>	<b>819,916</b>
<b>EXPENDITURES/APPROPRIATIONS</b>				
SALARIES AND BENEFITS	1,023,019	1,107,451	1,205,855	1,205,855
SERVICES AND SUPPLIES	235,596	279,824	266,671	266,671
CAPITAL ASSETS-EQUIPMENT	66,841			
<b>TOTAL EXPENDITURES/APPROPRIATIONS</b>	<b>1,325,456</b>	<b>1,387,275</b>	<b>1,472,526</b>	<b>1,472,526</b>
<b>NET COST</b>	<b>424,082</b>	<b>743,958</b>	<b>652,610</b>	<b>652,610</b>

**COUNTY OF SAN JOAQUIN  
SCHEDULE 9  
DETAIL OF FINANCING SOURCES AND FINANCING USES  
GOVERNMENTAL FUNDS  
FISCAL YEAR 2013-2014**

**BUDGET UNIT**     2021606000 - SHERIFF-NARCOTICS ENFORCEMENT  
**FUND**             20035 - SHERIFF NARC ENFORCEMENT  
**FUNCTION**        PUBLIC PROTECTION  
**ACTIVITY**        POLICE PROTECTION

DETAIL BY REVENUE CATEGORY AND EXPENDITURE OBJECT	2011-2012 ACTUAL	2012-2013 ACTUAL	2013-2014 RECOMMENDED	2013-2014 ADOPTED BY BOARD OF SUPERVISORS
<b>REVENUES</b>				
REVENUE FROM USE OF MONEY AND PROPERTY	136	114	100	100
MISCELLANEOUS REVENUES	2,826	12,745		
<b>TOTAL REVENUES</b>	<b>2,962</b>	<b>12,859</b>	<b>100</b>	<b>100</b>
<b>EXPENDITURES/APPROPRIATIONS</b>				
SERVICES AND SUPPLIES	3,070	5,778	14,241	14,241
TRANSFERS OUT			15,000	15,000
<b>TOTAL EXPENDITURES/APPROPRIATIONS</b>	<b>3,070</b>	<b>5,778</b>	<b>29,241</b>	<b>29,241</b>
<b>NET COST</b>	<b>107</b>	<b>(7,081)</b>	<b>29,141</b>	<b>29,141</b>

**COUNTY OF SAN JOAQUIN  
SCHEDULE 9  
DETAIL OF FINANCING SOURCES AND FINANCING USES  
GOVERNMENTAL FUNDS  
FISCAL YEAR 2013-2014**

**BUDGET UNIT**     2021607000 - SHERIFF-NARCOTICS-FED-DOJ  
**FUND**             20035 - SHERIFF NARC ENFORCEMENT  
**FUNCTION**        PUBLIC PROTECTION  
**ACTIVITY**         POLICE PROTECTION

DETAIL BY REVENUE CATEGORY AND EXPENDITURE OBJECT	2011-2012 ACTUAL	2012-2013 ACTUAL	2013-2014 RECOMMENDED	2013-2014 ADOPTED BY BOARD OF SUPERVISORS
<b>REVENUES</b>				
INTERGOVERNMENTAL REVENUES-FEDERAL	8,003		66,789	66,789
<b>TOTAL REVENUES</b>	<b>8,003</b>		<b>66,789</b>	<b>66,789</b>
<b>EXPENDITURES/APPROPRIATIONS</b>				
SERVICES AND SUPPLIES			16,789	16,789
CAPITAL ASSETS-EQUIPMENT	8,003			
TRANSFERS OUT			50,000	50,000
<b>TOTAL EXPENDITURES/APPROPRIATIONS</b>	<b>8,003</b>		<b>66,789</b>	<b>66,789</b>
<b>NET COST</b>				

**COUNTY OF SAN JOAQUIN  
SCHEDULE 9  
DETAIL OF FINANCING SOURCES AND FINANCING USES  
GOVERNMENTAL FUNDS  
FISCAL YEAR 2013-2014**

**BUDGET UNIT**     2021608000 - SHERIFF-ABANDONED WATERCRAFT  
**FUND**             10001 - GENERAL  
**FUNCTION**        PUBLIC PROTECTION  
**ACTIVITY**         POLICE PROTECTION

DETAIL BY REVENUE CATEGORY AND EXPENDITURE OBJECT	2011-2012 ACTUAL	2012-2013 ACTUAL	2013-2014 RECOMMENDED	2013-2014 ADOPTED BY BOARD OF SUPERVISORS
<b>REVENUES</b>				
INTERGOVERNMENTAL REVENUES-STATE		22,659		
TRANSFERS IN		3,310		
<b>TOTAL REVENUES</b>		<b>25,969</b>		
<b>EXPENDITURES/APPROPRIATIONS</b>				
SERVICES AND SUPPLIES		33,096		
<b>TOTAL EXPENDITURES/APPROPRIATIONS</b>		<b>33,096</b>		
<b>NET COST</b>		<b>7,127</b>		

**COUNTY OF SAN JOAQUIN  
SCHEDULE 9  
DETAIL OF FINANCING SOURCES AND FINANCING USES  
GOVERNMENTAL FUNDS  
FISCAL YEAR 2013-2014**

**BUDGET UNIT**    2021609000 - SHERIFF-CAL MMET  
**FUND**            10001 - GENERAL  
**FUNCTION**       PUBLIC PROTECTION  
**ACTIVITY**        POLICE PROTECTION

DETAIL BY REVENUE CATEGORY AND EXPENDITURE OBJECT	2011-2012 ACTUAL	2012-2013 ACTUAL	2013-2014 RECOMMENDED	2013-2014 ADOPTED BY BOARD OF SUPERVISORS
<b>REVENUES</b>				
INTERGOVERNMENTAL REVENUES-STATE	1,262,367	990,823	800,495	800,495
INTERGOVERNMENTAL REVENUES-FEDERAL	20,996	15,840	15,000	15,000
MISCELLANEOUS REVENUES	11,605	3,003		
TRANSFERS IN			58,940	58,940
<b>TOTAL REVENUES</b>	<b>1,294,968</b>	<b>1,009,666</b>	<b>874,435</b>	<b>874,435</b>
<b>EXPENDITURES/APPROPRIATIONS</b>				
SALARIES AND BENEFITS	517,737	487,379	498,286	498,286
SERVICES AND SUPPLIES	392,822	352,545	328,799	328,799
CAPITAL ASSETS-EQUIPMENT	45,658	42,552	47,350	47,350
<b>TOTAL EXPENDITURES/APPROPRIATIONS</b>	<b>956,217</b>	<b>882,476</b>	<b>874,435</b>	<b>874,435</b>
<b>NET COST</b>	<b>(338,751)</b>	<b>(127,189)</b>		

**COUNTY OF SAN JOAQUIN  
SCHEDULE 9  
DETAIL OF FINANCING SOURCES AND FINANCING USES  
GOVERNMENTAL FUNDS  
FISCAL YEAR 2013-2014**

**BUDGET UNIT** 2021610000 - SHERIFF-AUTOMATED FINGERPRINT  
**FUND** 10001 - GENERAL  
**FUNCTION** PUBLIC PROTECTION  
**ACTIVITY** POLICE PROTECTION

DETAIL BY REVENUE CATEGORY AND EXPENDITURE OBJECT	2011-2012 ACTUAL	2012-2013 ACTUAL	2013-2014 RECOMMENDED	2013-2014 ADOPTED BY BOARD OF SUPERVISORS
<b>REVENUES</b>				
TRANSFERS IN	664,312	593,996	708,243	708,243
<b>TOTAL REVENUES</b>	<b>664,312</b>	<b>593,996</b>	<b>708,243</b>	<b>708,243</b>
<b>EXPENDITURES/APPROPRIATIONS</b>				
SERVICES AND SUPPLIES	627,123	561,697	588,243	588,243
CAPITAL ASSETS-EQUIPMENT	37,189	32,299	120,000	120,000
<b>TOTAL EXPENDITURES/APPROPRIATIONS</b>	<b>664,312</b>	<b>593,996</b>	<b>708,243</b>	<b>708,243</b>
<b>NET COST</b>				

**COUNTY OF SAN JOAQUIN  
SCHEDULE 9  
DETAIL OF FINANCING SOURCES AND FINANCING USES  
GOVERNMENTAL FUNDS  
FISCAL YEAR 2013-2014**

**BUDGET UNIT**    2021613000 - SHERIFF-HI-TECH CRIMES  
**FUND**            10001 - GENERAL  
**FUNCTION**       PUBLIC PROTECTION  
**ACTIVITY**       POLICE PROTECTION

DETAIL BY REVENUE CATEGORY AND EXPENDITURE OBJECT	2011-2012 ACTUAL	2012-2013 ACTUAL	2013-2014 RECOMMENDED	2013-2014 ADOPTED BY BOARD OF SUPERVISORS
<b>REVENUES</b>				
INTERGOVERNMENTAL REVENUES-OTHER	105,000	70,000	70,000	70,000
<b>TOTAL REVENUES</b>	<b>105,000</b>	<b>70,000</b>	<b>70,000</b>	<b>70,000</b>
<b>EXPENDITURES/APPROPRIATIONS</b>				
SALARIES AND BENEFITS	133,193	144,249	146,165	146,165
SERVICES AND SUPPLIES	25,206	15,695	21,793	21,793
<b>TOTAL EXPENDITURES/APPROPRIATIONS</b>	<b>158,399</b>	<b>159,944</b>	<b>167,958</b>	<b>167,958</b>
<b>NET COST</b>	<b>53,399</b>	<b>89,944</b>	<b>97,958</b>	<b>97,958</b>

**COUNTY OF SAN JOAQUIN  
SCHEDULE 9  
DETAIL OF FINANCING SOURCES AND FINANCING USES  
GOVERNMENTAL FUNDS  
FISCAL YEAR 2013-2014**

**BUDGET UNIT**    2021614000 - SHERIFF-RURAL CRIME  
**FUND**            10001 - GENERAL  
**FUNCTION**        PUBLIC PROTECTION  
**ACTIVITY**        POLICE PROTECTION

DETAIL BY REVENUE CATEGORY AND EXPENDITURE OBJECT	2011-2012 ACTUAL	2012-2013 ACTUAL	2013-2014 RECOMMENDED	2013-2014 ADOPTED BY BOARD OF SUPERVISORS
<b>EXPENDITURES/APPROPRIATIONS</b>				
SALARIES AND BENEFITS	300,610	308,078	317,236	317,236
SERVICES AND SUPPLIES	9,285	8,055	8,606	8,606
COST REIMBURSEMENTS	(237,538)	(220,901)	(203,838)	(203,838)
<b>TOTAL EXPENDITURES/APPROPRIATIONS</b>	<b>72,357</b>	<b>95,232</b>	<b>122,004</b>	<b>122,004</b>
<b>NET COST</b>	<b>72,357</b>	<b>95,232</b>	<b>122,004</b>	<b>122,004</b>

**COUNTY OF SAN JOAQUIN  
SCHEDULE 9  
DETAIL OF FINANCING SOURCES AND FINANCING USES  
GOVERNMENTAL FUNDS  
FISCAL YEAR 2013-2014**

**BUDGET UNIT**    2021614170 - SHERIFF-OFF HIGHWAY ENFORCMNT  
**FUND**            10001 - GENERAL  
**FUNCTION**       PUBLIC PROTECTION  
**ACTIVITY**       POLICE PROTECTION

DETAIL BY REVENUE CATEGORY AND EXPENDITURE OBJECT	2011-2012 ACTUAL	2012-2013 ACTUAL	2013-2014 RECOMMENDED	2013-2014 ADOPTED BY BOARD OF SUPERVISORS
<b>REVENUES</b>				
INTERGOVERNMENTAL REVENUES-STATE	65,054	60,392		
<b>TOTAL REVENUES</b>	<b>65,054</b>	<b>60,392</b>		
<b>EXPENDITURES/APPROPRIATIONS</b>				
SALARIES AND BENEFITS	60,392	48,132		
<b>TOTAL EXPENDITURES/APPROPRIATIONS</b>	<b>60,392</b>	<b>48,132</b>		
<b>NET COST</b>	<b>(4,662)</b>	<b>(12,260)</b>		

**COUNTY OF SAN JOAQUIN  
SCHEDULE 9  
DETAIL OF FINANCING SOURCES AND FINANCING USES  
GOVERNMENTAL FUNDS  
FISCAL YEAR 2013-2014**

**BUDGET UNIT**    2021615000 - SHERIFF-MOUNTAIN HOUSE  
**FUND**            10001 - GENERAL  
**FUNCTION**        PUBLIC PROTECTION  
**ACTIVITY**        POLICE PROTECTION

DETAIL BY REVENUE CATEGORY AND EXPENDITURE OBJECT	2011-2012 ACTUAL	2012-2013 ACTUAL	2013-2014 RECOMMENDED	2013-2014 ADOPTED BY BOARD OF SUPERVISORS
<b>REVENUES</b>				
CHARGES FOR SERVICES	1,344,289	1,040,781	1,162,031	1,162,031
<b>TOTAL REVENUES</b>	<b>1,344,289</b>	<b>1,040,781</b>	<b>1,162,031</b>	<b>1,162,031</b>
<b>EXPENDITURES/APPROPRIATIONS</b>				
SALARIES AND BENEFITS	900,263	958,063	1,034,524	1,034,524
SERVICES AND SUPPLIES	127,456	104,007	127,507	127,507
<b>TOTAL EXPENDITURES/APPROPRIATIONS</b>	<b>1,027,720</b>	<b>1,062,070</b>	<b>1,162,031</b>	<b>1,162,031</b>
<b>NET COST</b>	<b>(316,568)</b>	<b>21,289</b>		

**COUNTY OF SAN JOAQUIN  
SCHEDULE 9  
DETAIL OF FINANCING SOURCES AND FINANCING USES  
GOVERNMENTAL FUNDS  
FISCAL YEAR 2013-2014**

**BUDGET UNIT**    2021616000 - SHERIFF-PORT SECURITY GRANT  
**FUND**            10001 - GENERAL  
**FUNCTION**       PUBLIC PROTECTION  
**ACTIVITY**        POLICE PROTECTION

DETAIL BY REVENUE CATEGORY AND EXPENDITURE OBJECT	2011-2012 ACTUAL	2012-2013 ACTUAL	2013-2014 RECOMMENDED	2013-2014 ADOPTED BY BOARD OF SUPERVISORS
<b>EXPENDITURES/APPROPRIATIONS</b>				
CAPITAL ASSETS-EQUIPMENT		1,284,146		
<b>TOTAL EXPENDITURES/APPROPRIATIONS</b>		<b>1,284,146</b>		
<b>NET COST</b>		<b>1,284,146</b>		

**COUNTY OF SAN JOAQUIN  
SCHEDULE 9  
DETAIL OF FINANCING SOURCES AND FINANCING USES  
GOVERNMENTAL FUNDS  
FISCAL YEAR 2013-2014**

**BUDGET UNIT**     **2021619000 - SHERIFF-ANIMAL CONTROL**  
**FUND**            **10001 - GENERAL**  
**FUNCTION**       **PUBLIC PROTECTION**  
**ACTIVITY**       **POLICE PROTECTION**

DETAIL BY REVENUE CATEGORY AND EXPENDITURE OBJECT	2011-2012 ACTUAL	2012-2013 ACTUAL	2013-2014 RECOMMENDED	2013-2014 ADOPTED BY BOARD OF SUPERVISORS
<b>REVENUES</b>				
REVENUE FROM USE OF MONEY AND PROPERTY	41	41		
CHARGES FOR SERVICES	4,141	25,178	10,000	10,000
MISCELLANEOUS REVENUES	369	915		
TRANSFERS IN	119,857	69,973	74,698	74,698
<b>TOTAL REVENUES</b>	<b>124,408</b>	<b>96,107</b>	<b>84,698</b>	<b>84,698</b>
<b>EXPENDITURES/APPROPRIATIONS</b>				
SALARIES AND BENEFITS	479,228	421,132	530,299	530,299
SERVICES AND SUPPLIES	162,776	145,463	146,397	146,397
OTHER CHARGES	300,000	348,665	345,000	345,000
<b>TOTAL EXPENDITURES/APPROPRIATIONS</b>	<b>942,004</b>	<b>915,260</b>	<b>1,021,696</b>	<b>1,021,696</b>
<b>NET COST</b>	<b>817,595</b>	<b>819,153</b>	<b>936,998</b>	<b>936,998</b>

**COUNTY OF SAN JOAQUIN  
SCHEDULE 9  
DETAIL OF FINANCING SOURCES AND FINANCING USES  
GOVERNMENTAL FUNDS  
FISCAL YEAR 2013-2014**

**BUDGET UNIT**    2021620000 - SHERIFF-PATROL  
**FUND**            10001 - GENERAL  
**FUNCTION**       PUBLIC PROTECTION  
**ACTIVITY**        POLICE PROTECTION

DETAIL BY REVENUE CATEGORY AND EXPENDITURE OBJECT	2011-2012 ACTUAL	2012-2013 ACTUAL	2013-2014 RECOMMENDED	2013-2014 ADOPTED BY BOARD OF SUPERVISORS
<b>REVENUES</b>				
LICENSES, PERMITS AND FRANCHISES	1,250	1,525	1,600	1,600
FINES, FORFEITURES AND PENALTIES	14,946	139,199	132,452	132,452
INTERGOVERNMENTAL REVENUES-STATE	5,912,389	6,580,647	6,890,209	6,890,209
INTERGOVERNMENTAL REVENUES-FEDERAL	1,993,393	2,719,962	1,946,343	1,946,343
INTERGOVERNMENTAL REVENUES-OTHER			102,895	102,895
CHARGES FOR SERVICES	286,522	394,256	311,829	311,829
MISCELLANEOUS REVENUES	6,863	9,610	4,000	4,000
TRANSFERS IN	80,000	160,000	225,168	225,168
<b>TOTAL REVENUES</b>	<b>8,295,363</b>	<b>10,005,198</b>	<b>9,614,496</b>	<b>9,614,496</b>
<b>EXPENDITURES/APPROPRIATIONS</b>				
SALARIES AND BENEFITS	20,042,590	21,390,036	23,450,240	23,450,240
SERVICES AND SUPPLIES	4,520,395	4,638,928	4,485,935	4,485,935
CAPITAL ASSETS-EQUIPMENT	11,319	58,186	50,467	50,467
COST REIMBURSEMENTS	(272,077)	(231,910)	(188,959)	(188,959)
<b>TOTAL EXPENDITURES/APPROPRIATIONS</b>	<b>24,302,227</b>	<b>25,855,239</b>	<b>27,797,683</b>	<b>27,797,683</b>
<b>NET COST</b>	<b>16,006,863</b>	<b>15,850,040</b>	<b>18,183,187</b>	<b>18,183,187</b>

**COUNTY OF SAN JOAQUIN  
SCHEDULE 9  
DETAIL OF FINANCING SOURCES AND FINANCING USES  
GOVERNMENTAL FUNDS  
FISCAL YEAR 2013-2014**

**BUDGET UNIT**    2021622000 - SHERIFF-COMMUNICATIONS  
**FUND**            10001 - GENERAL  
**FUNCTION**       PUBLIC PROTECTION  
**ACTIVITY**        POLICE PROTECTION

DETAIL BY REVENUE CATEGORY AND EXPENDITURE OBJECT	2011-2012 ACTUAL	2012-2013 ACTUAL	2013-2014 RECOMMENDED	2013-2014 ADOPTED BY BOARD OF SUPERVISORS
<b>REVENUES</b>				
INTERGOVERNMENTAL REVENUES-STATE	1,668,363	1,840,245	1,929,701	1,929,701
CHARGES FOR SERVICES	120,549	168,935	110,000	110,000
MISCELLANEOUS REVENUES		1		
<b>TOTAL REVENUES</b>	<b>1,788,912</b>	<b>2,009,181</b>	<b>2,039,701</b>	<b>2,039,701</b>
<b>EXPENDITURES/APPROPRIATIONS</b>				
SALARIES AND BENEFITS	3,513,531	3,897,224	4,130,968	4,130,968
SERVICES AND SUPPLIES	569,503	233,485	267,378	267,378
<b>TOTAL EXPENDITURES/APPROPRIATIONS</b>	<b>4,083,034</b>	<b>4,130,708</b>	<b>4,398,346</b>	<b>4,398,346</b>
<b>NET COST</b>	<b>2,294,122</b>	<b>2,121,527</b>	<b>2,358,645</b>	<b>2,358,645</b>

**COUNTY OF SAN JOAQUIN  
SCHEDULE 9  
DETAIL OF FINANCING SOURCES AND FINANCING USES  
GOVERNMENTAL FUNDS  
FISCAL YEAR 2013-2014**

**BUDGET UNIT**     2021625000 - SHERIFF-TECHNOLOGY PROJECTS  
**FUND**             10001 - GENERAL  
**FUNCTION**        PUBLIC PROTECTION  
**ACTIVITY**        POLICE PROTECTION

DETAIL BY REVENUE CATEGORY AND EXPENDITURE OBJECT	2011-2012 ACTUAL	2012-2013 ACTUAL	2013-2014 RECOMMENDED	2013-2014 ADOPTED BY BOARD OF SUPERVISORS
<b>REVENUES</b>				
INTERGOVERNMENTAL REVENUES-FEDERAL		27,902		
<b>TOTAL REVENUES</b>		<b>27,902</b>		
<b>EXPENDITURES/APPROPRIATIONS</b>				
CAPITAL ASSETS-EQUIPMENT	10,778			
<b>TOTAL EXPENDITURES/APPROPRIATIONS</b>	<b>10,778</b>			
<b>NET COST</b>	<b>10,778</b>	<b>(27,902)</b>		

**COUNTY OF SAN JOAQUIN  
SCHEDULE 9  
DETAIL OF FINANCING SOURCES AND FINANCING USES  
GOVERNMENTAL FUNDS  
FISCAL YEAR 2013-2014**

**BUDGET UNIT**     2021626000 - SHERIFF-DETECTIVES  
**FUND**             10001 - GENERAL  
**FUNCTION**        PUBLIC PROTECTION  
**ACTIVITY**        POLICE PROTECTION

DETAIL BY REVENUE CATEGORY AND EXPENDITURE OBJECT	2011-2012 ACTUAL	2012-2013 ACTUAL	2013-2014 RECOMMENDED	2013-2014 ADOPTED BY BOARD OF SUPERVISORS
<b>REVENUES</b>				
LICENSES, PERMITS AND FRANCHISES	8,084			
INTERGOVERNMENTAL REVENUES-STATE	1,516,390	1,676,499	1,760,367	1,760,367
INTERGOVERNMENTAL REVENUES-FEDERAL	60,000	50,000	50,000	50,000
CHARGES FOR SERVICES	67,913	148,508	60,000	60,000
MISCELLANEOUS REVENUES	25,824	14,866	12,500	12,500
<b>TOTAL REVENUES</b>	<b>1,678,211</b>	<b>1,889,873</b>	<b>1,882,867</b>	<b>1,882,867</b>
<b>EXPENDITURES/APPROPRIATIONS</b>				
SALARIES AND BENEFITS	5,960,994	6,025,699	6,488,629	6,488,629
SERVICES AND SUPPLIES	811,515	910,296	763,410	763,410
CAPITAL ASSETS-EQUIPMENT		14,757		
COST REIMBURSEMENTS	(377,215)	(197,240)	(92,968)	(92,968)
<b>TOTAL EXPENDITURES/APPROPRIATIONS</b>	<b>6,395,294</b>	<b>6,753,513</b>	<b>7,159,071</b>	<b>7,159,071</b>
<b>NET COST</b>	<b>4,717,083</b>	<b>4,863,639</b>	<b>5,276,204</b>	<b>5,276,204</b>

**COUNTY OF SAN JOAQUIN  
SCHEDULE 9  
DETAIL OF FINANCING SOURCES AND FINANCING USES  
GOVERNMENTAL FUNDS  
FISCAL YEAR 2013-2014**

**BUDGET UNIT**    2021627000 - SHERIFF-AUTO THEFT PROG  
**FUND**            10001 - GENERAL  
**FUNCTION**       PUBLIC PROTECTION  
**ACTIVITY**        POLICE PROTECTION

DETAIL BY REVENUE CATEGORY AND EXPENDITURE OBJECT	2011-2012 ACTUAL	2012-2013 ACTUAL	2013-2014 RECOMMENDED	2013-2014 ADOPTED BY BOARD OF SUPERVISORS
<b>REVENUES</b>				
MISCELLANEOUS REVENUES	8,010	5,000		
TRANSFERS IN	203,542	195,359	222,595	222,595
<b>TOTAL REVENUES</b>	<b>211,552</b>	<b>200,359</b>	<b>222,595</b>	<b>222,595</b>
<b>EXPENDITURES/APPROPRIATIONS</b>				
SALARIES AND BENEFITS	86,165	79,998	92,731	92,731
SERVICES AND SUPPLIES	30,228	40,361	49,864	49,864
CAPITAL ASSETS-EQUIPMENT	22,159			
TRANSFERS OUT	73,000	80,000	80,000	80,000
<b>TOTAL EXPENDITURES/APPROPRIATIONS</b>	<b>211,552</b>	<b>200,359</b>	<b>222,595</b>	<b>222,595</b>
<b>NET COST</b>				

**COUNTY OF SAN JOAQUIN  
SCHEDULE 9  
DETAIL OF FINANCING SOURCES AND FINANCING USES  
GOVERNMENTAL FUNDS  
FISCAL YEAR 2013-2014**

**BUDGET UNIT** 2021628000 - SHERIFF-RECORDS  
**FUND** 10001 - GENERAL  
**FUNCTION** PUBLIC PROTECTION  
**ACTIVITY** POLICE PROTECTION

DETAIL BY REVENUE CATEGORY AND EXPENDITURE OBJECT	2011-2012 ACTUAL	2012-2013 ACTUAL	2013-2014 RECOMMENDED	2013-2014 ADOPTED BY BOARD OF SUPERVISORS
<b>REVENUES</b>				
INTERGOVERNMENTAL REVENUES-STATE	1,607,466	1,769,445	1,864,003	1,864,003
CHARGES FOR SERVICES	168,057	163,193	157,205	157,205
MISCELLANEOUS REVENUES	18,675			
<b>TOTAL REVENUES</b>	<b>1,794,198</b>	<b>1,932,638</b>	<b>2,021,208</b>	<b>2,021,208</b>
<b>EXPENDITURES/APPROPRIATIONS</b>				
SALARIES AND BENEFITS	2,948,581	2,382,044	2,893,478	2,893,478
SERVICES AND SUPPLIES	467,356	442,098	432,522	432,522
<b>TOTAL EXPENDITURES/APPROPRIATIONS</b>	<b>3,415,937</b>	<b>2,824,141</b>	<b>3,326,000</b>	<b>3,326,000</b>
<b>NET COST</b>	<b>1,621,738</b>	<b>891,503</b>	<b>1,304,792</b>	<b>1,304,792</b>

**COUNTY OF SAN JOAQUIN  
SCHEDULE 9  
DETAIL OF FINANCING SOURCES AND FINANCING USES  
GOVERNMENTAL FUNDS  
FISCAL YEAR 2013-2014**

**BUDGET UNIT**    2021635000 - SHERIFF-CIVIL  
**FUND**            10001 - GENERAL  
**FUNCTION**       PUBLIC PROTECTION  
**ACTIVITY**        POLICE PROTECTION

DETAIL BY REVENUE CATEGORY AND EXPENDITURE OBJECT	2011-2012 ACTUAL	2012-2013 ACTUAL	2013-2014 RECOMMENDED	2013-2014 ADOPTED BY BOARD OF SUPERVISORS
<b>REVENUES</b>				
INTERGOVERNMENTAL REVENUES-STATE	179,250	197,787	207,994	207,994
CHARGES FOR SERVICES	617,949	614,314	760,663	760,663
MISCELLANEOUS REVENUES	38,824			
<b>TOTAL REVENUES</b>	<b>836,023</b>	<b>812,101</b>	<b>968,657</b>	<b>968,657</b>
<b>EXPENDITURES/APPROPRIATIONS</b>				
SALARIES AND BENEFITS	1,516,411	1,372,106	1,518,116	1,518,116
SERVICES AND SUPPLIES	229,765	203,046	277,361	277,361
CAPITAL ASSETS-EQUIPMENT		9,323	5,000	5,000
<b>TOTAL EXPENDITURES/APPROPRIATIONS</b>	<b>1,746,176</b>	<b>1,584,475</b>	<b>1,800,477</b>	<b>1,800,477</b>
<b>NET COST</b>	<b>910,153</b>	<b>772,373</b>	<b>831,820</b>	<b>831,820</b>

**COUNTY OF SAN JOAQUIN  
SCHEDULE 9  
DETAIL OF FINANCING SOURCES AND FINANCING USES  
GOVERNMENTAL FUNDS  
FISCAL YEAR 2013-2014**

**BUDGET UNIT** 2021640000 - SHERIFF-CORONER MORGUE  
**FUND** 10001 - GENERAL  
**FUNCTION** PUBLIC PROTECTION  
**ACTIVITY** OTHER PROTECTION

DETAIL BY REVENUE CATEGORY AND EXPENDITURE OBJECT	2011-2012 ACTUAL	2012-2013 ACTUAL	2013-2014 RECOMMENDED	2013-2014 ADOPTED BY BOARD OF SUPERVISORS
<b>REVENUES</b>				
INTERGOVERNMENTAL REVENUES-FEDERAL		174,443		
CHARGES FOR SERVICES	257,262	250,400	246,672	246,672
MISCELLANEOUS REVENUES	6,951	2,813	4,500	4,500
<b>TOTAL REVENUES</b>	<b>264,213</b>	<b>427,656</b>	<b>251,172</b>	<b>251,172</b>
<b>EXPENDITURES/APPROPRIATIONS</b>				
SALARIES AND BENEFITS	901,336	903,391	952,380	952,380
SERVICES AND SUPPLIES	1,035,445	997,320	1,135,909	1,135,909
CAPITAL ASSETS-EQUIPMENT	32,292	7,786	67,605	67,605
COST REIMBURSEMENTS	(897)			
<b>TOTAL EXPENDITURES/APPROPRIATIONS</b>	<b>1,968,176</b>	<b>1,908,498</b>	<b>2,155,894</b>	<b>2,155,894</b>
<b>NET COST</b>	<b>1,703,963</b>	<b>1,480,842</b>	<b>1,904,722</b>	<b>1,904,722</b>

**COUNTY OF SAN JOAQUIN  
SCHEDULE 9  
DETAIL OF FINANCING SOURCES AND FINANCING USES  
GOVERNMENTAL FUNDS  
FISCAL YEAR 2013-2014**

**BUDGET UNIT**    2021645000 - SHERIFF-ADMIN SUPPORT SERVICES  
**FUND**            10001 - GENERAL  
**FUNCTION**       PUBLIC PROTECTION  
**ACTIVITY**        POLICE PROTECTION

DETAIL BY REVENUE CATEGORY AND EXPENDITURE OBJECT	2011-2012 ACTUAL	2012-2013 ACTUAL	2013-2014 RECOMMENDED	2013-2014 ADOPTED BY BOARD OF SUPERVISORS
<b>REVENUES</b>				
LICENSES, PERMITS AND FRANCHISES		10,592	8,000	8,000
INTERGOVERNMENTAL REVENUES-STATE	1,106,283	1,294,176	1,360,281	1,360,281
CHARGES FOR SERVICES	145,663	203,751	200,000	200,000
MISCELLANEOUS REVENUES	(89)			
TRANSFERS IN		43,349		
<b>TOTAL REVENUES</b>	<b>1,251,856</b>	<b>1,551,868</b>	<b>1,568,281</b>	<b>1,568,281</b>
<b>EXPENDITURES/APPROPRIATIONS</b>				
SALARIES AND BENEFITS	5,403,041	4,315,035	4,584,252	4,584,252
SERVICES AND SUPPLIES	767,838	751,098	1,046,879	1,046,879
COST REIMBURSEMENTS	(8,090)			
<b>TOTAL EXPENDITURES/APPROPRIATIONS</b>	<b>6,162,789</b>	<b>5,066,133</b>	<b>5,631,131</b>	<b>5,631,131</b>
<b>NET COST</b>	<b>4,910,933</b>	<b>3,514,265</b>	<b>4,062,850</b>	<b>4,062,850</b>

**COUNTY OF SAN JOAQUIN  
SCHEDULE 9  
DETAIL OF FINANCING SOURCES AND FINANCING USES  
GOVERNMENTAL FUNDS  
FISCAL YEAR 2013-2014**

**BUDGET UNIT**     2021649000 - SHERIFF-INFORMATION SYSTEMS  
**FUND**             10001 - GENERAL  
**FUNCTION**        PUBLIC PROTECTION  
**ACTIVITY**        POLICE PROTECTION

DETAIL BY REVENUE CATEGORY AND EXPENDITURE OBJECT	2011-2012 ACTUAL	2012-2013 ACTUAL	2013-2014 RECOMMENDED	2013-2014 ADOPTED BY BOARD OF SUPERVISORS
<b>REVENUES</b>				
INTERGOVERNMENTAL REVENUES-STATE				
CHARGES FOR SERVICES	51,122	56,614	56,000	56,000
<b>TOTAL REVENUES</b>	<b>51,122</b>	<b>56,614</b>	<b>56,000</b>	<b>56,000</b>
<b>EXPENDITURES/APPROPRIATIONS</b>				
SALARIES AND BENEFITS	458,086	500,353	585,484	585,484
SERVICES AND SUPPLIES	1,088,631	938,966	1,332,422	1,332,422
CAPITAL ASSETS-EQUIPMENT	26,044	1,604		
<b>TOTAL EXPENDITURES/APPROPRIATIONS</b>	<b>1,572,761</b>	<b>1,440,923</b>	<b>1,917,906</b>	<b>1,917,906</b>
<b>NET COST</b>	<b>1,521,638</b>	<b>1,384,309</b>	<b>1,861,906</b>	<b>1,861,906</b>

**COUNTY OF SAN JOAQUIN  
SCHEDULE 9  
DETAIL OF FINANCING SOURCES AND FINANCING USES  
GOVERNMENTAL FUNDS  
FISCAL YEAR 2013-2014**

**BUDGET UNIT**    2021650000 - SHERIFF-LATHROP POLICE CONTRAC  
**FUND**            10001 - GENERAL  
**FUNCTION**       PUBLIC PROTECTION  
**ACTIVITY**       POLICE PROTECTION

DETAIL BY REVENUE CATEGORY AND EXPENDITURE OBJECT	2011-2012 ACTUAL	2012-2013 ACTUAL	2013-2014 RECOMMENDED	2013-2014 ADOPTED BY BOARD OF SUPERVISORS
<b>REVENUES</b>				
INTERGOVERNMENTAL REVENUES-STATE	9,278	23,188	13,000	13,000
INTERGOVERNMENTAL REVENUES-FEDERAL	101,960	105,860	29,034	29,034
CHARGES FOR SERVICES	4,159,670	4,620,630	4,771,139	4,771,139
TRANSFERS IN		45,680		
<b>TOTAL REVENUES</b>	<b>4,270,909</b>	<b>4,795,357</b>	<b>4,813,173</b>	<b>4,813,173</b>
<b>EXPENDITURES/APPROPRIATIONS</b>				
SALARIES AND BENEFITS	3,658,641	3,810,905	4,115,370	4,115,370
SERVICES AND SUPPLIES	543,254	661,549	697,803	697,803
<b>TOTAL EXPENDITURES/APPROPRIATIONS</b>	<b>4,201,895</b>	<b>4,472,454</b>	<b>4,813,173</b>	<b>4,813,173</b>
<b>NET COST</b>	<b>(69,013)</b>	<b>(322,903)</b>		

**COUNTY OF SAN JOAQUIN  
SCHEDULE 9  
DETAIL OF FINANCING SOURCES AND FINANCING USES  
GOVERNMENTAL FUNDS  
FISCAL YEAR 2013-2014**

**BUDGET UNIT**     2021652000 - SHERIFF-COPS-AB3229-PATROL  
**FUND**             20020 - SUPPLE LOCAL LAW ENF  
**FUNCTION**        PUBLIC PROTECTION  
**ACTIVITY**        POLICE PROTECTION

DETAIL BY REVENUE CATEGORY AND EXPENDITURE OBJECT	2011-2012 ACTUAL	2012-2013 ACTUAL	2013-2014 RECOMMENDED	2013-2014 ADOPTED BY BOARD OF SUPERVISORS
<b>REVENUES</b>				
INTERGOVERNMENTAL REVENUES-STATE	82,197			
<b>TOTAL REVENUES</b>	<b>82,197</b>			
<b>EXPENDITURES/APPROPRIATIONS</b>				
SALARIES AND BENEFITS	39,405			
SERVICES AND SUPPLIES	5,287			
<b>TOTAL EXPENDITURES/APPROPRIATIONS</b>	<b>44,692</b>			
<b>NET COST</b>	<b>(37,505)</b>			

**COUNTY OF SAN JOAQUIN  
SCHEDULE 9  
DETAIL OF FINANCING SOURCES AND FINANCING USES  
GOVERNMENTAL FUNDS  
FISCAL YEAR 2013-2014**

**BUDGET UNIT**    2021653000 - SHERIFF-COPS-AB3229-CUSTODY  
**FUND**            20020 - SUPPLE LOCAL LAW ENF  
**FUNCTION**       PUBLIC PROTECTION  
**ACTIVITY**       DETENTION AND CORRECTION

DETAIL BY REVENUE CATEGORY AND EXPENDITURE OBJECT	2011-2012 ACTUAL	2012-2013 ACTUAL	2013-2014 RECOMMENDED	2013-2014 ADOPTED BY BOARD OF SUPERVISORS
<b>REVENUES</b>				
INTERGOVERNMENTAL REVENUES-STATE	59,014			
<b>TOTAL REVENUES</b>	<b>59,014</b>			
<b>EXPENDITURES/APPROPRIATIONS</b>				
SALARIES AND BENEFITS	113,176			
SERVICES AND SUPPLIES	51,550			
CAPITAL ASSETS-EQUIPMENT	9,767			
<b>TOTAL EXPENDITURES/APPROPRIATIONS</b>	<b>174,493</b>			
<b>NET COST</b>	<b>115,478</b>			

**COUNTY OF SAN JOAQUIN  
SCHEDULE 9  
DETAIL OF FINANCING SOURCES AND FINANCING USES  
GOVERNMENTAL FUNDS  
FISCAL YEAR 2013-2014**

**BUDGET UNIT**    2021654000 - SHERIFF-JAG PROGRAM  
**FUND**            20024 - JUSTICE ASSISTANCE GRANT-JAG  
**FUNCTION**       PUBLIC PROTECTION  
**ACTIVITY**        POLICE PROTECTION

DETAIL BY REVENUE CATEGORY AND EXPENDITURE OBJECT	2011-2012 ACTUAL	2012-2013 ACTUAL	2013-2014 RECOMMENDED	2013-2014 ADOPTED BY BOARD OF SUPERVISORS
<b>REVENUES</b>				
TRANSFERS IN	50,000	50,000	50,000	50,000
<b>TOTAL REVENUES</b>	<b>50,000</b>	<b>50,000</b>	<b>50,000</b>	<b>50,000</b>
<b>EXPENDITURES/APPROPRIATIONS</b>				
SALARIES AND BENEFITS	14,761	47,345	50,000	50,000
SERVICES AND SUPPLIES	50,000			
<b>TOTAL EXPENDITURES/APPROPRIATIONS</b>	<b>64,761</b>	<b>47,345</b>	<b>50,000</b>	<b>50,000</b>
<b>NET COST</b>	<b>14,760</b>	<b>(2,655)</b>		

**COUNTY OF SAN JOAQUIN  
SCHEDULE 9  
DETAIL OF FINANCING SOURCES AND FINANCING USES  
GOVERNMENTAL FUNDS  
FISCAL YEAR 2013-2014**

**BUDGET UNIT**    2021655000 - SHERIFF-PATROL-SLESF-AB109  
**FUND**            20052 - SUPPLE LAW ENFORCEMENT-AB109  
**FUNCTION**       PUBLIC PROTECTION  
**ACTIVITY**       POLICE PROTECTION

DETAIL BY REVENUE CATEGORY AND EXPENDITURE OBJECT	2011-2012 ACTUAL	2012-2013 ACTUAL	2013-2014 RECOMMENDED	2013-2014 ADOPTED BY BOARD OF SUPERVISORS
<b>REVENUES</b>				
REVENUE FROM USE OF MONEY AND PROPERTY	923	2,709		
INTERGOVERNMENTAL REVENUES-STATE	158,642	273,374	246,365	246,365
<b>TOTAL REVENUES</b>	<b>159,565</b>	<b>276,083</b>	<b>246,365</b>	<b>246,365</b>
<b>EXPENDITURES/APPROPRIATIONS</b>				
SALARIES AND BENEFITS	215,792	135,042	149,974	149,974
SERVICES AND SUPPLIES	433	8,865	91,110	91,110
CAPITAL ASSETS-EQUIPMENT		7,262	5,281	5,281
<b>TOTAL EXPENDITURES/APPROPRIATIONS</b>	<b>216,225</b>	<b>151,169</b>	<b>246,365</b>	<b>246,365</b>
<b>NET COST</b>	<b>56,659</b>	<b>(124,913)</b>		

**COUNTY OF SAN JOAQUIN  
SCHEDULE 9  
DETAIL OF FINANCING SOURCES AND FINANCING USES  
GOVERNMENTAL FUNDS  
FISCAL YEAR 2013-2014**

**BUDGET UNIT**    2021656000 - SHERIFF-JAG-ARRA  
**FUND**            20026 - JUSTICE ASSISTANCE GRANT-ARRA  
**FUNCTION**       PUBLIC PROTECTION  
**ACTIVITY**        POLICE PROTECTION

DETAIL BY REVENUE CATEGORY AND EXPENDITURE OBJECT	2011-2012 ACTUAL	2012-2013 ACTUAL	2013-2014 RECOMMENDED	2013-2014 ADOPTED BY BOARD OF SUPERVISORS
<b>EXPENDITURES/APPROPRIATIONS</b>				
SERVICES AND SUPPLIES	63,960			
<b>TOTAL EXPENDITURES/APPROPRIATIONS</b>	<b>63,960</b>			
<b>NET COST</b>	<b>63,960</b>			

**COUNTY OF SAN JOAQUIN  
SCHEDULE 9  
DETAIL OF FINANCING SOURCES AND FINANCING USES  
GOVERNMENTAL FUNDS  
FISCAL YEAR 2013-2014**

**BUDGET UNIT**    2021657000 - SHERIFF-CUSTODY-SLESF-AB109  
**FUND**            20052 - SUPPLE LAW ENFORCEMENT-AB109  
**FUNCTION**       PUBLIC PROTECTION  
**ACTIVITY**       DETENTION AND CORRECTION

DETAIL BY REVENUE CATEGORY AND EXPENDITURE OBJECT	2011-2012 ACTUAL	2012-2013 ACTUAL	2013-2014 RECOMMENDED	2013-2014 ADOPTED BY BOARD OF SUPERVISORS
<b>REVENUES</b>				
INTERGOVERNMENTAL REVENUES-STATE	151,561	214,704	208,479	208,479
<b>TOTAL REVENUES</b>	<b>151,561</b>	<b>214,704</b>	<b>208,479</b>	<b>208,479</b>
<b>EXPENDITURES/APPROPRIATIONS</b>				
SALARIES AND BENEFITS		113,087	114,731	114,731
SERVICES AND SUPPLIES	28,403	62,788	65,533	65,533
CAPITAL ASSETS-EQUIPMENT		19,947	28,215	28,215
<b>TOTAL EXPENDITURES/APPROPRIATIONS</b>	<b>28,403</b>	<b>195,821</b>	<b>208,479</b>	<b>208,479</b>
<b>NET COST</b>	<b>(123,158)</b>	<b>(18,883)</b>		

**COUNTY OF SAN JOAQUIN  
SCHEDULE 9  
DETAIL OF FINANCING SOURCES AND FINANCING USES  
GOVERNMENTAL FUNDS  
FISCAL YEAR 2013-2014**

**BUDGET UNIT**    2021658000 - SHERIFF-COURT SERVICES  
**FUND**            10001 - GENERAL  
**FUNCTION**       PUBLIC PROTECTION  
**ACTIVITY**       JUDICIAL

DETAIL BY REVENUE CATEGORY AND EXPENDITURE OBJECT	2011-2012 ACTUAL	2012-2013 ACTUAL	2013-2014 RECOMMENDED	2013-2014 ADOPTED BY BOARD OF SUPERVISORS
<b>REVENUES</b>				
CHARGES FOR SERVICES	208,545	92,642		
TRANSFERS IN	8,103,584	7,798,494	8,692,222	8,692,222
<b>TOTAL REVENUES</b>	<b>8,312,129</b>	<b>7,891,135</b>	<b>8,692,222</b>	<b>8,692,222</b>
<b>EXPENDITURES/APPROPRIATIONS</b>				
SALARIES AND BENEFITS	7,984,263	7,629,324	8,399,162	8,399,162
SERVICES AND SUPPLIES	363,628	374,276	408,024	408,024
CAPITAL ASSETS-EQUIPMENT	1,532			
COST REIMBURSEMENTS	(3,363)	(8,860)		
<b>TOTAL EXPENDITURES/APPROPRIATIONS</b>	<b>8,346,060</b>	<b>7,994,740</b>	<b>8,807,186</b>	<b>8,807,186</b>
<b>NET COST</b>	<b>33,930</b>	<b>103,604</b>	<b>114,964</b>	<b>114,964</b>

**COUNTY OF SAN JOAQUIN**  
**SCHEDULE 9**  
**DETAIL OF FINANCING SOURCES AND FINANCING USES**  
**GOVERNMENTAL FUNDS**  
**FISCAL YEAR 2013-2014**

**BUDGET UNIT**    2021659000 - SHERIFF-ANTI DRUG ABUSE  
**FUND**            10001 - GENERAL  
**FUNCTION**       PUBLIC PROTECTION  
**ACTIVITY**        POLICE PROTECTION

DETAIL BY REVENUE CATEGORY AND EXPENDITURE OBJECT	2011-2012 ACTUAL	2012-2013 ACTUAL	2013-2014 RECOMMENDED	2013-2014 ADOPTED BY BOARD OF SUPERVISORS
<b>EXPENDITURES/APPROPRIATIONS</b>				
SERVICES AND SUPPLIES		41,290		
TRANSFERS OUT		190,474		
<b>TOTAL EXPENDITURES/APPROPRIATIONS</b>		<b>231,763</b>		
<b>NET COST</b>		<b>231,763</b>		

**COUNTY OF SAN JOAQUIN**  
**SCHEDULE 9**  
**DETAIL OF FINANCING SOURCES AND FINANCING USES**  
**GOVERNMENTAL FUNDS**  
**FISCAL YEAR 2013-2014**

**BUDGET UNIT**    2022600000 - SHERIFF-CUSTODY  
**FUND**            10001 - GENERAL  
**FUNCTION**       PUBLIC PROTECTION  
**ACTIVITY**       DETENTION AND CORRECTION

DETAIL BY REVENUE CATEGORY AND EXPENDITURE OBJECT	2011-2012 ACTUAL	2012-2013 ACTUAL	2013-2014 RECOMMENDED	2013-2014 ADOPTED BY BOARD OF SUPERVISORS
<b>REVENUES</b>				
INTERGOVERNMENTAL REVENUES-STATE	16,599,998	18,198,673	19,017,164	19,017,164
INTERGOVERNMENTAL REVENUES-FEDERAL	237,967	174,934	174,000	174,000
CHARGES FOR SERVICES	408,797	360,095	287,000	287,000
MISCELLANEOUS REVENUES	99,024	2,296	1,000	1,000
TRANSFERS IN	1,408,702	1,082,479	1,225,405	1,225,405
<b>TOTAL REVENUES</b>	<b>18,754,489</b>	<b>19,818,478</b>	<b>20,704,569</b>	<b>20,704,569</b>
<b>EXPENDITURES/APPROPRIATIONS</b>				
SALARIES AND BENEFITS	41,428,395	41,165,962	38,864,227	38,864,227
SERVICES AND SUPPLIES	8,251,388	8,293,647	8,278,532	8,278,532
COST REIMBURSEMENTS	(54,900)		(20,000)	(20,000)
TRANSFERS OUT	125,000			
<b>TOTAL EXPENDITURES/APPROPRIATIONS</b>	<b>49,749,883</b>	<b>49,459,609</b>	<b>47,122,759</b>	<b>47,122,759</b>
<b>NET COST</b>	<b>30,995,393</b>	<b>29,641,131</b>	<b>26,418,190</b>	<b>26,418,190</b>

**COUNTY OF SAN JOAQUIN  
SCHEDULE 9  
DETAIL OF FINANCING SOURCES AND FINANCING USES  
GOVERNMENTAL FUNDS  
FISCAL YEAR 2013-2014**

**BUDGET UNIT**     2022610000 - SHERIFF-LOC COMM CORR-AB109  
**FUND**             20051 - LOC COMMUNITY CORRECTNS-AB118  
**FUNCTION**        PUBLIC PROTECTION  
**ACTIVITY**        DETENTION AND CORRECTION

DETAIL BY REVENUE CATEGORY AND EXPENDITURE OBJECT	2011-2012 ACTUAL	2012-2013 ACTUAL	2013-2014 RECOMMENDED	2013-2014 ADOPTED BY BOARD OF SUPERVISORS
<b>REVENUES</b>				
CHARGES FOR SERVICES		5,601		
TRANSFERS IN	1,861,217	4,574,774	5,247,947	5,247,947
<b>TOTAL REVENUES</b>	<b>1,861,217</b>	<b>4,580,375</b>	<b>5,247,947</b>	<b>5,247,947</b>
<b>EXPENDITURES/APPROPRIATIONS</b>				
SALARIES AND BENEFITS	1,223,329	3,035,288	3,628,243	3,628,243
SERVICES AND SUPPLIES	637,888	1,448,609	1,619,704	1,619,704
CAPITAL ASSETS-EQUIPMENT		53,129		
TRANSFERS OUT		43,349		
<b>TOTAL EXPENDITURES/APPROPRIATIONS</b>	<b>1,861,217</b>	<b>4,580,375</b>	<b>5,247,947</b>	<b>5,247,947</b>
<b>NET COST</b>				

**COUNTY OF SAN JOAQUIN  
SCHEDULE 9  
DETAIL OF FINANCING SOURCES AND FINANCING USES  
GOVERNMENTAL FUNDS  
FISCAL YEAR 2013-2014**

**BUDGET UNIT**    2022620000 - SHERIFF-WORK PROGRAM  
**FUND**            10001 - GENERAL  
**FUNCTION**       PUBLIC PROTECTION  
**ACTIVITY**       DETENTION AND CORRECTION

DETAIL BY REVENUE CATEGORY AND EXPENDITURE OBJECT	2011-2012 ACTUAL	2012-2013 ACTUAL	2013-2014 RECOMMENDED	2013-2014 ADOPTED BY BOARD OF SUPERVISORS
<b>REVENUES</b>				
INTERGOVERNMENTAL REVENUES-STATE	29,741	32,817	34,690	34,690
CHARGES FOR SERVICES	865,469	879,523	1,035,750	1,035,750
<b>TOTAL REVENUES</b>	<b>895,210</b>	<b>912,340</b>	<b>1,070,440</b>	<b>1,070,440</b>
<b>EXPENDITURES/APPROPRIATIONS</b>				
SALARIES AND BENEFITS	743,316	814,259	886,650	886,650
SERVICES AND SUPPLIES	159,339	86,547	185,271	185,271
CAPITAL ASSETS-EQUIPMENT		45,540		
<b>TOTAL EXPENDITURES/APPROPRIATIONS</b>	<b>902,655</b>	<b>946,345</b>	<b>1,071,921</b>	<b>1,071,921</b>
<b>NET COST</b>	<b>7,444</b>	<b>34,005</b>	<b>1,481</b>	<b>1,481</b>

**COUNTY OF SAN JOAQUIN  
SCHEDULE 9  
DETAIL OF FINANCING SOURCES AND FINANCING USES  
GOVERNMENTAL FUNDS  
FISCAL YEAR 2013-2014**

**BUDGET UNIT** 2022621000 - CORRECTIONAL HEALTH SERVICES  
**FUND** 10001 - GENERAL  
**FUNCTION** PUBLIC PROTECTION  
**ACTIVITY** DETENTION AND CORRECTION

DETAIL BY REVENUE CATEGORY AND EXPENDITURE OBJECT	2011-2012 ACTUAL	2012-2013 ACTUAL	2013-2014 RECOMMENDED	2013-2014 ADOPTED BY BOARD OF SUPERVISORS
<b>REVENUES</b>				
CHARGES FOR SERVICES	14,656	16,145	16,000	16,000
MISCELLANEOUS REVENUES	10,404	11,900	4,000	4,000
<b>TOTAL REVENUES</b>	<b>25,061</b>	<b>28,045</b>	<b>20,000</b>	<b>20,000</b>
<b>EXPENDITURES/APPROPRIATIONS</b>				
SALARIES AND BENEFITS	6,336,948	6,695,051	6,978,583	6,978,583
SERVICES AND SUPPLIES	2,049,587	2,348,842	2,638,771	2,638,771
CAPITAL ASSETS-EQUIPMENT	215,673	71,073		
COST REIMBURSEMENTS	(600,038)	(1,050,051)	(1,094,951)	(1,094,951)
<b>TOTAL EXPENDITURES/APPROPRIATIONS</b>	<b>8,002,171</b>	<b>8,064,915</b>	<b>8,522,403</b>	<b>8,522,403</b>
<b>NET COST</b>	<b>7,977,110</b>	<b>8,036,870</b>	<b>8,502,403</b>	<b>8,502,403</b>

**COUNTY OF SAN JOAQUIN**  
**SCHEDULE 9**  
**DETAIL OF FINANCING SOURCES AND FINANCING USES**  
**GOVERNMENTAL FUNDS**  
**FISCAL YEAR 2013-2014**

**BUDGET UNIT**    2022700000 - PROBATION-JUVENILE  
**FUND**            10001 - GENERAL  
**FUNCTION**       PUBLIC PROTECTION  
**ACTIVITY**       DETENTION AND CORRECTION

DETAIL BY REVENUE CATEGORY AND EXPENDITURE OBJECT	2011-2012 ACTUAL	2012-2013 ACTUAL	2013-2014 RECOMMENDED	2013-2014 ADOPTED BY BOARD OF SUPERVISORS
<b>REVENUES</b>				
INTERGOVERNMENTAL REVENUES-STATE	1,691,613	1,897,086	1,963,614	1,963,614
INTERGOVERNMENTAL REVENUES-FEDERAL	2,400,592	1,892,259	2,795,000	2,795,000
INTERGOVERNMENTAL REVENUES-OTHER	465,943	414,316	450,000	450,000
CHARGES FOR SERVICES	6,114	4,350	5,000	5,000
MISCELLANEOUS REVENUES	173,399	49,936	111,705	111,705
<b>TOTAL REVENUES</b>	<b>4,737,662</b>	<b>4,257,947</b>	<b>5,325,319</b>	<b>5,325,319</b>
<b>EXPENDITURES/APPROPRIATIONS</b>				
SALARIES AND BENEFITS	5,377,282	5,215,224	5,969,845	5,969,845
SERVICES AND SUPPLIES	572,689	521,909	583,710	583,710
OTHER CHARGES	162,762	113,852	160,104	160,104
CAPITAL ASSETS-EQUIPMENT	1,534		84,000	84,000
<b>TOTAL EXPENDITURES/APPROPRIATIONS</b>	<b>6,114,267</b>	<b>5,850,985</b>	<b>6,797,659</b>	<b>6,797,659</b>
<b>NET COST</b>	<b>1,376,605</b>	<b>1,593,037</b>	<b>1,472,340</b>	<b>1,472,340</b>

**COUNTY OF SAN JOAQUIN  
SCHEDULE 9  
DETAIL OF FINANCING SOURCES AND FINANCING USES  
GOVERNMENTAL FUNDS  
FISCAL YEAR 2013-2014**

**BUDGET UNIT** 2022702000 - PROBATION-ADULT  
**FUND** 10001 - GENERAL  
**FUNCTION** PUBLIC PROTECTION  
**ACTIVITY** DETENTION AND CORRECTION

DETAIL BY REVENUE CATEGORY AND EXPENDITURE OBJECT	2011-2012 ACTUAL	2012-2013 ACTUAL	2013-2014 RECOMMENDED	2013-2014 ADOPTED BY BOARD OF SUPERVISORS
<b>REVENUES</b>				
FINES, FORFEITURES AND PENALTIES	23,621	21,456	20,000	20,000
REVENUE FROM USE OF MONEY AND PROPERTY		780	500	500
INTERGOVERNMENTAL REVENUES-STATE	1,325,070	1,355,209	1,444,872	1,444,872
INTERGOVERNMENTAL REVENUES-FEDERAL	391,139	355,619	280,000	280,000
INTERGOVERNMENTAL REVENUES-OTHER	2,893	6,086	6,000	6,000
CHARGES FOR SERVICES	284,106	267,552	292,000	292,000
TRANSFERS IN	30,000	30,000	30,000	30,000
<b>TOTAL REVENUES</b>	<b>2,056,829</b>	<b>2,036,701</b>	<b>2,073,372</b>	<b>2,073,372</b>
<b>EXPENDITURES/APPROPRIATIONS</b>				
SALARIES AND BENEFITS	5,987,204	5,250,074	6,299,373	6,299,373
SERVICES AND SUPPLIES	705,506	594,513	601,844	851,844
CAPITAL ASSETS-EQUIPMENT	1,534			
TRANSFERS OUT	26,532	38,318	12,250	12,250
<b>TOTAL EXPENDITURES/APPROPRIATIONS</b>	<b>6,720,776</b>	<b>5,882,906</b>	<b>6,913,467</b>	<b>7,163,467</b>
<b>NET COST</b>	<b>4,663,947</b>	<b>3,846,204</b>	<b>4,840,095</b>	<b>5,090,095</b>

**COUNTY OF SAN JOAQUIN  
SCHEDULE 9  
DETAIL OF FINANCING SOURCES AND FINANCING USES  
GOVERNMENTAL FUNDS  
FISCAL YEAR 2013-2014**

**BUDGET UNIT**    2022702300 - PROB-ADULT-SB678  
**FUND**            10001 - GENERAL  
**FUNCTION**       PUBLIC PROTECTION  
**ACTIVITY**       DETENTION AND CORRECTION

DETAIL BY REVENUE CATEGORY AND EXPENDITURE OBJECT	2011-2012 ACTUAL	2012-2013 ACTUAL	2013-2014 RECOMMENDED	2013-2014 ADOPTED BY BOARD OF SUPERVISORS
<b>REVENUES</b>				
INTERGOVERNMENTAL REVENUES-STATE	900,105	1,216,937	1,376,878	1,376,878
<b>TOTAL REVENUES</b>	<b>900,105</b>	<b>1,216,937</b>	<b>1,376,878</b>	<b>1,376,878</b>
<b>EXPENDITURES/APPROPRIATIONS</b>				
SALARIES AND BENEFITS	825,759	1,091,638	1,103,683	1,103,683
SERVICES AND SUPPLIES	74,346	124,364	273,195	273,195
CAPITAL ASSETS-EQUIPMENT		11,083		
<b>TOTAL EXPENDITURES/APPROPRIATIONS</b>	<b>900,105</b>	<b>1,227,084</b>	<b>1,376,878</b>	<b>1,376,878</b>
<b>NET COST</b>		<b>10,146</b>		

**COUNTY OF SAN JOAQUIN  
SCHEDULE 9  
DETAIL OF FINANCING SOURCES AND FINANCING USES  
GOVERNMENTAL FUNDS  
FISCAL YEAR 2013-2014**

**BUDGET UNIT**    2022702510 - PROBATION-LOC COMM CORR-AB109  
**FUND**            20051 - LOC COMMUNITY CORRECTNS-AB118  
**FUNCTION**       PUBLIC PROTECTION  
**ACTIVITY**       DETENTION AND CORRECTION

DETAIL BY REVENUE CATEGORY AND EXPENDITURE OBJECT	2011-2012 ACTUAL	2012-2013 ACTUAL	2013-2014 RECOMMENDED	2013-2014 ADOPTED BY BOARD OF SUPERVISORS
<b>REVENUES</b>				
REVENUE FROM USE OF MONEY AND PROPERTY	2,730	7,678		
INTERGOVERNMENTAL REVENUES-STATE	6,315,076	14,276,528	17,514,713	17,514,713
MISCELLANEOUS REVENUES		250		
<b>TOTAL REVENUES</b>	<b>6,317,806</b>	<b>14,284,456</b>	<b>17,514,713</b>	<b>17,514,713</b>
<b>EXPENDITURES/APPROPRIATIONS</b>				
SALARIES AND BENEFITS	1,056,519	2,303,961	3,214,190	3,214,190
SERVICES AND SUPPLIES	1,649,493	4,144,146	8,762,576	8,762,576
OTHER CHARGES	25,079	1,721		
CAPITAL ASSETS-STRUCTURES AND IMPROVEMENTS		4,460		
CAPITAL ASSETS-EQUIPMENT	58,359		290,000	290,000
TRANSFERS OUT	1,861,217	4,574,774	5,247,947	5,247,947
<b>TOTAL EXPENDITURES/APPROPRIATIONS</b>	<b>4,650,668</b>	<b>11,029,062</b>	<b>17,514,713</b>	<b>17,514,713</b>
<b>NET COST</b>	<b>(1,667,138)</b>	<b>(3,255,393)</b>		

**COUNTY OF SAN JOAQUIN  
SCHEDULE 9  
DETAIL OF FINANCING SOURCES AND FINANCING USES  
GOVERNMENTAL FUNDS  
FISCAL YEAR 2013-2014**

**BUDGET UNIT**    2022710000 - PROBATION-JAG PROG  
**FUND**            20024 - JUSTICE ASSISTANCE GRANT-JAG  
**FUNCTION**       PUBLIC PROTECTION  
**ACTIVITY**        DETENTION AND CORRECTION

DETAIL BY REVENUE CATEGORY AND EXPENDITURE OBJECT	2011-2012 ACTUAL	2012-2013 ACTUAL	2013-2014 RECOMMENDED	2013-2014 ADOPTED BY BOARD OF SUPERVISORS
<b>REVENUES</b>				
TRANSFERS IN	40,000	40,000	40,000	40,000
<b>TOTAL REVENUES</b>	<b>40,000</b>	<b>40,000</b>	<b>40,000</b>	<b>40,000</b>
<b>EXPENDITURES/APPROPRIATIONS</b>				
SALARIES AND BENEFITS	11,434	26,675	40,000	40,000
SERVICES AND SUPPLIES	53			
<b>TOTAL EXPENDITURES/APPROPRIATIONS</b>	<b>11,487</b>	<b>26,675</b>	<b>40,000</b>	<b>40,000</b>
<b>NET COST</b>	<b>(28,512)</b>	<b>(13,324)</b>		

**COUNTY OF SAN JOAQUIN  
SCHEDULE 9  
DETAIL OF FINANCING SOURCES AND FINANCING USES  
GOVERNMENTAL FUNDS  
FISCAL YEAR 2013-2014**

**BUDGET UNIT**    2022736000 - PROB-JUV RECONNECT-JAG-ARRA  
**FUND**            20026 - JUSTICE ASSISTANCE GRANT-ARRA  
**FUNCTION**       PUBLIC PROTECTION  
**ACTIVITY**       DETENTION AND CORRECTION

DETAIL BY REVENUE CATEGORY AND EXPENDITURE OBJECT	2011-2012 ACTUAL	2012-2013 ACTUAL	2013-2014 RECOMMENDED	2013-2014 ADOPTED BY BOARD OF SUPERVISORS
<b>REVENUES</b>				
INTERGOVERNMENTAL REVENUES-FEDERAL	355,749			
<b>TOTAL REVENUES</b>	<b>355,749</b>			
<b>EXPENDITURES/APPROPRIATIONS</b>				
SALARIES AND BENEFITS	30,328			
SERVICES AND SUPPLIES	135,338			
<b>TOTAL EXPENDITURES/APPROPRIATIONS</b>	<b>165,666</b>			
<b>NET COST</b>	<b>(190,082)</b>			

**COUNTY OF SAN JOAQUIN  
SCHEDULE 9  
DETAIL OF FINANCING SOURCES AND FINANCING USES  
GOVERNMENTAL FUNDS  
FISCAL YEAR 2013-2014**

**BUDGET UNIT**    2022745000 - PROBATION-ADMINISTRATION  
**FUND**            10001 - GENERAL  
**FUNCTION**       PUBLIC PROTECTION  
**ACTIVITY**       DETENTION AND CORRECTION

DETAIL BY REVENUE CATEGORY AND EXPENDITURE OBJECT	2011-2012 ACTUAL	2012-2013 ACTUAL	2013-2014 RECOMMENDED	2013-2014 ADOPTED BY BOARD OF SUPERVISORS
<b>REVENUES</b>				
INTERGOVERNMENTAL REVENUES-STATE	4,193,756	3,801,031	4,167,260	4,167,260
CHARGES FOR SERVICES	32		100	100
MISCELLANEOUS REVENUES	17,507	101,650	12,000	12,000
TRANSFERS IN	63,075	65,610	65,000	65,000
<b>TOTAL REVENUES</b>	<b>4,274,371</b>	<b>3,968,290</b>	<b>4,244,360</b>	<b>4,244,360</b>
<b>EXPENDITURES/APPROPRIATIONS</b>				
SALARIES AND BENEFITS	1,996,573	1,821,989	2,065,016	2,065,016
SERVICES AND SUPPLIES	1,879,895	2,038,444	2,072,639	2,072,639
CAPITAL ASSETS-EQUIPMENT	1,399	7,068		
COST REIMBURSEMENTS		2,805		
TRANSFERS OUT	40,000			
<b>TOTAL EXPENDITURES/APPROPRIATIONS</b>	<b>3,917,866</b>	<b>3,870,306</b>	<b>4,137,655</b>	<b>4,137,655</b>
<b>NET COST</b>	<b>(356,504)</b>	<b>(97,984)</b>	<b>(106,705)</b>	<b>(106,705)</b>

**COUNTY OF SAN JOAQUIN  
SCHEDULE 9  
DETAIL OF FINANCING SOURCES AND FINANCING USES  
GOVERNMENTAL FUNDS  
FISCAL YEAR 2013-2014**

**BUDGET UNIT**     2022780000 - PROB-JUV JUST CRIME-COPS  
**FUND**             20020 - SUPPLE LOCAL LAW ENF  
**FUNCTION**        PUBLIC PROTECTION  
**ACTIVITY**         DETENTION AND CORRECTION

DETAIL BY REVENUE CATEGORY AND EXPENDITURE OBJECT	2011-2012 ACTUAL	2012-2013 ACTUAL	2013-2014 RECOMMENDED	2013-2014 ADOPTED BY BOARD OF SUPERVISORS
<b>REVENUES</b>				
INTERGOVERNMENTAL REVENUES-STATE	486,706			
MISCELLANEOUS REVENUES	32			
TRANSFERS IN	20,107			
<b>TOTAL REVENUES</b>	<b>506,845</b>			
<b>EXPENDITURES/APPROPRIATIONS</b>				
SALARIES AND BENEFITS	392,034			
SERVICES AND SUPPLIES	56,408			
<b>TOTAL EXPENDITURES/APPROPRIATIONS</b>	<b>448,442</b>			
<b>NET COST</b>	<b>(58,403)</b>			

**COUNTY OF SAN JOAQUIN  
SCHEDULE 9  
DETAIL OF FINANCING SOURCES AND FINANCING USES  
GOVERNMENTAL FUNDS  
FISCAL YEAR 2013-2014**

**BUDGET UNIT**    2022784000 - CAO-NEIGHBORHOOD SVS CTR-COPS  
**FUND**            20020 - SUPPLE LOCAL LAW ENF  
**FUNCTION**       PUBLIC PROTECTION  
**ACTIVITY**       DETENTION AND CORRECTION

DETAIL BY REVENUE CATEGORY AND EXPENDITURE OBJECT	2011-2012 ACTUAL	2012-2013 ACTUAL	2013-2014 RECOMMENDED	2013-2014 ADOPTED BY BOARD OF SUPERVISORS
<b>REVENUES</b>				
REVENUE FROM USE OF MONEY AND PROPERTY	378			
INTERGOVERNMENTAL REVENUES-STATE	66,600			
TRANSFERS IN	1			
<b>TOTAL REVENUES</b>	<b>66,979</b>			
<b>EXPENDITURES/APPROPRIATIONS</b>				
OTHER CHARGES	99,901			
<b>TOTAL EXPENDITURES/APPROPRIATIONS</b>	<b>99,901</b>			
<b>NET COST</b>		<b>32,922</b>		

**COUNTY OF SAN JOAQUIN  
SCHEDULE 9  
DETAIL OF FINANCING SOURCES AND FINANCING USES  
GOVERNMENTAL FUNDS  
FISCAL YEAR 2013-2014**

**BUDGET UNIT**     2022785000 - PROB-JUV-SLESF-AB109  
**FUND**             20052 - SUPPLE LAW ENFORCEMENT-AB109  
**FUNCTION**        PUBLIC PROTECTION  
**ACTIVITY**        DETENTION AND CORRECTION

DETAIL BY REVENUE CATEGORY AND EXPENDITURE OBJECT	2011-2012 ACTUAL	2012-2013 ACTUAL	2013-2014 RECOMMENDED	2013-2014 ADOPTED BY BOARD OF SUPERVISORS
<b>REVENUES</b>				
REVENUE FROM USE OF MONEY AND PROPERTY		21		
INTERGOVERNMENTAL REVENUES-STATE	1,471,470	2,084,509	1,921,146	1,921,146
MISCELLANEOUS REVENUES		1		
<b>TOTAL REVENUES</b>	<b>1,471,470</b>	<b>2,084,531</b>	<b>1,921,146</b>	<b>1,921,146</b>
<b>EXPENDITURES/APPROPRIATIONS</b>				
SALARIES AND BENEFITS	390,977	823,244	1,178,465	1,178,465
SERVICES AND SUPPLIES	41,277	84,326	113,681	113,681
OTHER CHARGES	299,699	550,000	600,000	600,000
CAPITAL ASSETS-EQUIPMENT			29,000	29,000
<b>TOTAL EXPENDITURES/APPROPRIATIONS</b>	<b>731,953</b>	<b>1,457,570</b>	<b>1,921,146</b>	<b>1,921,146</b>
<b>NET COST</b>	<b>(739,517)</b>	<b>(626,961)</b>		

**COUNTY OF SAN JOAQUIN  
SCHEDULE 9  
DETAIL OF FINANCING SOURCES AND FINANCING USES  
GOVERNMENTAL FUNDS  
FISCAL YEAR 2013-2014**

**BUDGET UNIT**     2022800000 - PROBATION-JUVENILE DETENTION  
**FUND**             10001 - GENERAL  
**FUNCTION**        PUBLIC PROTECTION  
**ACTIVITY**        DETENTION AND CORRECTION

DETAIL BY REVENUE CATEGORY AND EXPENDITURE OBJECT	2011-2012 ACTUAL	2012-2013 ACTUAL	2013-2014 RECOMMENDED	2013-2014 ADOPTED BY BOARD OF SUPERVISORS
<b>REVENUES</b>				
REVENUE FROM USE OF MONEY AND PROPERTY	155	256	250	250
INTERGOVERNMENTAL REVENUES-STATE	2,804,044	2,895,575	3,090,834	3,090,834
CHARGES FOR SERVICES	156,785	148,595	148,400	148,400
MISCELLANEOUS REVENUES	3,410	1,698	2,100	2,100
<b>TOTAL REVENUES</b>	<b>2,964,394</b>	<b>3,046,124</b>	<b>3,241,584</b>	<b>3,241,584</b>
<b>EXPENDITURES/APPROPRIATIONS</b>				
SALARIES AND BENEFITS	12,676,261	12,848,184	13,868,685	13,868,685
SERVICES AND SUPPLIES	2,499,049	2,480,712	2,786,534	2,786,534
COST REIMBURSEMENTS	(100,727)	(111,580)	(60,000)	(60,000)
<b>TOTAL EXPENDITURES/APPROPRIATIONS</b>	<b>15,074,583</b>	<b>15,217,316</b>	<b>16,595,219</b>	<b>16,595,219</b>
<b>NET COST</b>	<b>12,110,189</b>	<b>12,171,191</b>	<b>13,353,635</b>	<b>13,353,635</b>

**COUNTY OF SAN JOAQUIN  
SCHEDULE 9  
DETAIL OF FINANCING SOURCES AND FINANCING USES  
GOVERNMENTAL FUNDS  
FISCAL YEAR 2013-2014**

**BUDGET UNIT**    2023024000 - JAG CENTRALIZED REV N COSTS  
**FUND**            20024 - JUSTICE ASSISTANCE GRANT-JAG  
**FUNCTION**       PUBLIC PROTECTION  
**ACTIVITY**       DETENTION AND CORRECTION

DETAIL BY REVENUE CATEGORY AND EXPENDITURE OBJECT	2011-2012 ACTUAL	2012-2013 ACTUAL	2013-2014 RECOMMENDED	2013-2014 ADOPTED BY BOARD OF SUPERVISORS
<b>REVENUES</b>				
REVENUE FROM USE OF MONEY AND PROPERTY		170		
TRANSFERS IN		5,456		
<b>TOTAL REVENUES</b>		<b>5,626</b>		
<b>EXPENDITURES/APPROPRIATIONS</b>				
SERVICES AND SUPPLIES	(2,604)	(1,069)	2,324	2,324
<b>TOTAL EXPENDITURES/APPROPRIATIONS</b>	<b>(2,604)</b>	<b>(1,069)</b>	<b>2,324</b>	<b>2,324</b>
<b>NET COST</b>	<b>(2,604)</b>	<b>(6,694)</b>	<b>2,324</b>	<b>2,324</b>

**COUNTY OF SAN JOAQUIN  
SCHEDULE 9  
DETAIL OF FINANCING SOURCES AND FINANCING USES  
GOVERNMENTAL FUNDS  
FISCAL YEAR 2013-2014**

**BUDGET UNIT**     2023040000 - FLOOD MANAGEMENT  
**FUND**             10001 - GENERAL  
**FUNCTION**        PUBLIC PROTECTION  
**ACTIVITY**         FLOOD CONTROL

DETAIL BY REVENUE CATEGORY AND EXPENDITURE OBJECT	2011-2012 ACTUAL	2012-2013 ACTUAL	2013-2014 RECOMMENDED	2013-2014 ADOPTED BY BOARD OF SUPERVISORS
<b>EXPENDITURES/APPROPRIATIONS</b>				
SALARIES AND BENEFITS	573,344	623,655	805,992	805,992
SERVICES AND SUPPLIES	3,331	2,096	2,198	2,198
COST REIMBURSEMENTS	(323,554)	(625,751)	(808,190)	(808,190)
<b>TOTAL EXPENDITURES/APPROPRIATIONS</b>	<b>253,121</b>			
<b>NET COST</b>	<b>253,121</b>			

**COUNTY OF SAN JOAQUIN  
SCHEDULE 9  
DETAIL OF FINANCING SOURCES AND FINANCING USES  
GOVERNMENTAL FUNDS  
FISCAL YEAR 2013-2014**

**BUDGET UNIT**    2023060000 - WATER RESOURCES  
**FUND**            10001 - GENERAL  
**FUNCTION**       PUBLIC PROTECTION  
**ACTIVITY**       FLOOD CONTROL

DETAIL BY REVENUE CATEGORY AND EXPENDITURE OBJECT	2011-2012 ACTUAL	2012-2013 ACTUAL	2013-2014 RECOMMENDED	2013-2014 ADOPTED BY BOARD OF SUPERVISORS
<b>EXPENDITURES/APPROPRIATIONS</b>				
SALARIES AND BENEFITS	785,251	602,920	868,537	868,537
SERVICES AND SUPPLIES	2,269	1,994	1,826	1,826
COST REIMBURSEMENTS	(1,040,641)	(604,914)	(870,363)	(870,363)
<b>TOTAL EXPENDITURES/APPROPRIATIONS</b>	<b>(253,121)</b>			
<b>NET COST</b>	<b>(253,121)</b>			

**COUNTY OF SAN JOAQUIN  
SCHEDULE 9  
DETAIL OF FINANCING SOURCES AND FINANCING USES  
GOVERNMENTAL FUNDS  
FISCAL YEAR 2013-2014**

**BUDGET UNIT**    2023070000 - DELTA ACTIVITIES  
**FUND**            10001 - GENERAL  
**FUNCTION**       PUBLIC PROTECTION  
**ACTIVITY**       FLOOD CONTROL

DETAIL BY REVENUE CATEGORY AND EXPENDITURE OBJECT	2011-2012 ACTUAL	2012-2013 ACTUAL	2013-2014 RECOMMENDED	2013-2014 ADOPTED BY BOARD OF SUPERVISORS
<b>REVENUES</b>				
MISCELLANEOUS REVENUES	3			
TRANSFERS IN	560,000	720,000	950,000	950,000
<b>TOTAL REVENUES</b>	<b>560,003</b>	<b>720,000</b>	<b>950,000</b>	<b>950,000</b>
<b>EXPENDITURES/APPROPRIATIONS</b>				
SERVICES AND SUPPLIES	611,665	734,197	900,000	900,000
TRANSFERS OUT			50,000	50,000
<b>TOTAL EXPENDITURES/APPROPRIATIONS</b>	<b>611,665</b>	<b>734,197</b>	<b>950,000</b>	<b>950,000</b>
<b>NET COST</b>	<b>51,661</b>	<b>14,196</b>		

**COUNTY OF SAN JOAQUIN  
SCHEDULE 9  
DETAIL OF FINANCING SOURCES AND FINANCING USES  
GOVERNMENTAL FUNDS  
FISCAL YEAR 2013-2014**

**BUDGET UNIT**    2024100000 - FLOOD CHANNEL MAINTENANCE  
**FUND**            10001 - GENERAL  
**FUNCTION**       PUBLIC PROTECTION  
**ACTIVITY**       FLOOD CONTROL

DETAIL BY REVENUE CATEGORY AND EXPENDITURE OBJECT	2011-2012 ACTUAL	2012-2013 ACTUAL	2013-2014 RECOMMENDED	2013-2014 ADOPTED BY BOARD OF SUPERVISORS
<b>EXPENDITURES/APPROPRIATIONS</b>				
SALARIES AND BENEFITS	2,614,254	2,366,192	2,824,755	2,824,755
SERVICES AND SUPPLIES	66,523	26,083	35,782	35,782
COST REIMBURSEMENTS	(2,680,849)	(2,392,269)	(2,860,537)	(2,860,537)
<b>TOTAL EXPENDITURES/APPROPRIATIONS</b>	<b>(72)</b>	<b>6</b>		
<b>NET COST</b>	<b>(72)</b>	<b>6</b>		

**COUNTY OF SAN JOAQUIN**  
**SCHEDULE 9**  
**DETAIL OF FINANCING SOURCES AND FINANCING USES**  
**GOVERNMENTAL FUNDS**  
**FISCAL YEAR 2013-2014**

**BUDGET UNIT**    2024700000 - AGRICULTURAL COMMISSIONER  
**FUND**            10001 - GENERAL  
**FUNCTION**       PUBLIC PROTECTION  
**ACTIVITY**        PROTECTIVE INSPECTION

DETAIL BY REVENUE CATEGORY AND EXPENDITURE OBJECT	2011-2012 ACTUAL	2012-2013 ACTUAL	2013-2014 RECOMMENDED	2013-2014 ADOPTED BY BOARD OF SUPERVISORS
<b>REVENUES</b>				
LICENSES, PERMITS AND FRANCHISES	20,015	19,885	18,925	18,925
INTERGOVERNMENTAL REVENUES-STATE	2,860,881	2,708,647	2,859,233	2,859,233
INTERGOVERNMENTAL REVENUES-OTHER		3,719		
CHARGES FOR SERVICES	26,993	24,207	28,900	28,900
MISCELLANEOUS REVENUES	1,845	8,647		
TRANSFERS IN	918,240	806,502	1,004,528	1,004,528
<b>TOTAL REVENUES</b>	<b>3,827,974</b>	<b>3,571,607</b>	<b>3,911,586</b>	<b>3,911,586</b>
<b>EXPENDITURES/APPROPRIATIONS</b>				
SALARIES AND BENEFITS	3,915,936	3,766,320	4,087,269	4,087,269
SERVICES AND SUPPLIES	829,798	819,900	925,885	925,885
OTHER CHARGES	2,500	2,500	2,500	2,500
CAPITAL ASSETS-EQUIPMENT	21,397	8,093		
COST REIMBURSEMENTS	(145,240)	(116,254)	(171,245)	(171,245)
<b>TOTAL EXPENDITURES/APPROPRIATIONS</b>	<b>4,624,392</b>	<b>4,480,559</b>	<b>4,844,409</b>	<b>4,844,409</b>
<b>NET COST</b>	<b>796,418</b>	<b>908,951</b>	<b>932,823</b>	<b>932,823</b>

**COUNTY OF SAN JOAQUIN  
SCHEDULE 9  
DETAIL OF FINANCING SOURCES AND FINANCING USES  
GOVERNMENTAL FUNDS  
FISCAL YEAR 2013-2014**

**BUDGET UNIT**    2024701000 - GLASSY-WINGED SHARPSHOOTER PRE  
**FUND**            10001 - GENERAL  
**FUNCTION**       PUBLIC PROTECTION  
**ACTIVITY**       PROTECTIVE INSPECTION

DETAIL BY REVENUE CATEGORY AND EXPENDITURE OBJECT	2011-2012 ACTUAL	2012-2013 ACTUAL	2013-2014 RECOMMENDED	2013-2014 ADOPTED BY BOARD OF SUPERVISORS
<b>REVENUES</b>				
INTERGOVERNMENTAL REVENUES-STATE	275,974	340,101	245,212	245,212
<b>TOTAL REVENUES</b>	<b>275,974</b>	<b>340,101</b>	<b>245,212</b>	<b>245,212</b>
<b>EXPENDITURES/APPROPRIATIONS</b>				
SALARIES AND BENEFITS	188,359	168,284	152,768	152,768
SERVICES AND SUPPLIES	87,615	8,433	92,444	92,444
<b>TOTAL EXPENDITURES/APPROPRIATIONS</b>	<b>275,974</b>	<b>176,716</b>	<b>245,212</b>	<b>245,212</b>
<b>NET COST</b>		<b>(163,384)</b>		

**COUNTY OF SAN JOAQUIN  
SCHEDULE 9  
DETAIL OF FINANCING SOURCES AND FINANCING USES  
GOVERNMENTAL FUNDS  
FISCAL YEAR 2013-2014**

**BUDGET UNIT**    2024900000 - SEALER OF WEIGHTS MEASURES  
**FUND**            10001 - GENERAL  
**FUNCTION**       PUBLIC PROTECTION  
**ACTIVITY**        PROTECTIVE INSPECTION

DETAIL BY REVENUE CATEGORY AND EXPENDITURE OBJECT	2011-2012 ACTUAL	2012-2013 ACTUAL	2013-2014 RECOMMENDED	2013-2014 ADOPTED BY BOARD OF SUPERVISORS
<b>REVENUES</b>				
INTERGOVERNMENTAL REVENUES-STATE	19,590	29,352	12,425	12,425
INTERGOVERNMENTAL REVENUES-OTHER	10,266	2,175	250	250
CHARGES FOR SERVICES	493,572	495,773	483,781	483,781
MISCELLANEOUS REVENUES	218			
<b>TOTAL REVENUES</b>	<b>523,645</b>	<b>527,301</b>	<b>496,456</b>	<b>496,456</b>
<b>EXPENDITURES/APPROPRIATIONS</b>				
SALARIES AND BENEFITS	523,501	405,598	458,442	458,442
SERVICES AND SUPPLIES	104,776	153,390	153,644	153,644
CAPITAL ASSETS-EQUIPMENT	3,329			
<b>TOTAL EXPENDITURES/APPROPRIATIONS</b>	<b>631,605</b>	<b>558,988</b>	<b>612,086</b>	<b>612,086</b>
<b>NET COST</b>	<b>107,959</b>	<b>31,687</b>	<b>115,630</b>	<b>115,630</b>

**COUNTY OF SAN JOAQUIN  
SCHEDULE 9  
DETAIL OF FINANCING SOURCES AND FINANCING USES  
GOVERNMENTAL FUNDS  
FISCAL YEAR 2013-2014**

**BUDGET UNIT** 2025600000 - COMMUNITY DEVELOPMENT SERVICES  
**FUND** 10001 - GENERAL  
**FUNCTION** PUBLIC PROTECTION  
**ACTIVITY** PROTECTIVE INSPECTION

DETAIL BY REVENUE CATEGORY AND EXPENDITURE OBJECT	2011-2012 ACTUAL	2012-2013 ACTUAL	2013-2014 RECOMMENDED	2013-2014 ADOPTED BY BOARD OF SUPERVISORS
<b>REVENUES</b>				
LICENSES, PERMITS AND FRANCHISES	2,446,518	3,456,651	2,325,639	2,325,639
INTERGOVERNMENTAL REVENUES-STATE	45,134	39,721	35,000	35,000
CHARGES FOR SERVICES	1,610,897	1,458,690	1,478,543	1,478,543
MISCELLANEOUS REVENUES	3,756	(10,650)	2,800	2,800
<b>TOTAL REVENUES</b>	<b>4,106,305</b>	<b>4,944,412</b>	<b>3,841,982</b>	<b>3,841,982</b>
<b>EXPENDITURES/APPROPRIATIONS</b>				
SALARIES AND BENEFITS	4,249,310	3,966,172	4,799,144	4,799,144
SERVICES AND SUPPLIES	1,362,118	1,368,038	1,207,072	1,207,072
CAPITAL ASSETS-EQUIPMENT	5,010	8,048	23,000	23,000
COST REIMBURSEMENTS	(148,177)	(116,805)	(80,510)	(80,510)
<b>TOTAL EXPENDITURES/APPROPRIATIONS</b>	<b>5,468,261</b>	<b>5,225,453</b>	<b>5,948,706</b>	<b>5,948,706</b>
<b>NET COST</b>	<b>1,361,956</b>	<b>281,040</b>	<b>2,106,724</b>	<b>2,106,724</b>

**COUNTY OF SAN JOAQUIN  
SCHEDULE 9  
DETAIL OF FINANCING SOURCES AND FINANCING USES  
GOVERNMENTAL FUNDS  
FISCAL YEAR 2013-2014**

**BUDGET UNIT**    2025700000 - SHERIFF-PUBLIC ADMINISTRATOR  
**FUND**            10001 - GENERAL  
**FUNCTION**       PUBLIC PROTECTION  
**ACTIVITY**        OTHER PROTECTION

DETAIL BY REVENUE CATEGORY AND EXPENDITURE OBJECT	2011-2012 ACTUAL	2012-2013 ACTUAL	2013-2014 RECOMMENDED	2013-2014 ADOPTED BY BOARD OF SUPERVISORS
<b>REVENUES</b>				
CHARGES FOR SERVICES	113,556	88,447	81,000	81,000
<b>TOTAL REVENUES</b>	<b>113,556</b>	<b>88,447</b>	<b>81,000</b>	<b>81,000</b>
<b>EXPENDITURES/APPROPRIATIONS</b>				
SALARIES AND BENEFITS	297,190	194,257	349,181	349,181
SERVICES AND SUPPLIES	23,214	50,791	17,550	17,550
<b>TOTAL EXPENDITURES/APPROPRIATIONS</b>	<b>320,404</b>	<b>245,048</b>	<b>366,731</b>	<b>366,731</b>
<b>NET COST</b>	<b>206,847</b>	<b>156,601</b>	<b>285,731</b>	<b>285,731</b>

**COUNTY OF SAN JOAQUIN  
SCHEDULE 9  
DETAIL OF FINANCING SOURCES AND FINANCING USES  
GOVERNMENTAL FUNDS  
FISCAL YEAR 2013-2014**

**BUDGET UNIT**    2025900000 - RECORDER-COUNTY CLERK  
**FUND**            10001 - GENERAL  
**FUNCTION**       PUBLIC PROTECTION  
**ACTIVITY**        OTHER PROTECTION

DETAIL BY REVENUE CATEGORY AND EXPENDITURE OBJECT	2011-2012 ACTUAL	2012-2013 ACTUAL	2013-2014 RECOMMENDED	2013-2014 ADOPTED BY BOARD OF SUPERVISORS
<b>REVENUES</b>				
LICENSES, PERMITS AND FRANCHISES	2,804	2,703	2,800	2,800
CHARGES FOR SERVICES	2,451,876	2,903,020	3,152,800	3,152,800
MISCELLANEOUS REVENUES	14,811	37,765	15,000	15,000
TRANSFERS IN	331,001		1,187,413	1,187,413
<b>TOTAL REVENUES</b>	<b>2,800,492</b>	<b>2,943,488</b>	<b>4,358,013</b>	<b>4,358,013</b>
<b>EXPENDITURES/APPROPRIATIONS</b>				
SALARIES AND BENEFITS	1,611,463	1,457,953	2,014,667	2,014,667
SERVICES AND SUPPLIES	197,500	188,393	290,629	290,629
CAPITAL ASSETS-EQUIPMENT		19,178		
<b>TOTAL EXPENDITURES/APPROPRIATIONS</b>	<b>1,808,963</b>	<b>1,665,524</b>	<b>2,305,296</b>	<b>2,305,296</b>
<b>NET COST</b>	<b>(991,528)</b>	<b>(1,277,963)</b>	<b>(2,052,717)</b>	<b>(2,052,717)</b>

**COUNTY OF SAN JOAQUIN  
SCHEDULE 9  
DETAIL OF FINANCING SOURCES AND FINANCING USES  
GOVERNMENTAL FUNDS  
FISCAL YEAR 2013-2014**

**BUDGET UNIT**     2025901000 - RECORDER-EQUIPMENT AUTOMATION  
**FUND**             20037 - RECORDERS MODERNIZATION  
**FUNCTION**        PUBLIC PROTECTION  
**ACTIVITY**         OTHER PROTECTION

DETAIL BY REVENUE CATEGORY AND EXPENDITURE OBJECT	2011-2012 ACTUAL	2012-2013 ACTUAL	2013-2014 RECOMMENDED	2013-2014 ADOPTED BY BOARD OF SUPERVISORS
<b>REVENUES</b>				
REVENUE FROM USE OF MONEY AND PROPERTY	19,592	12,210	15,000	15,000
CHARGES FOR SERVICES	727,352	885,018	900,000	900,000
TRANSFERS IN	63,060		102,461	102,461
<b>TOTAL REVENUES</b>	<b>810,004</b>	<b>897,228</b>	<b>1,017,461</b>	<b>1,017,461</b>
<b>EXPENDITURES/APPROPRIATIONS</b>				
SALARIES AND BENEFITS	525,059	483,940		
SERVICES AND SUPPLIES	252,697	350,087	448,900	448,900
CAPITAL ASSETS-EQUIPMENT	24,419	78,468	42,000	42,000
TRANSFERS OUT	602,500		1,564,000	1,564,000
<b>TOTAL EXPENDITURES/APPROPRIATIONS</b>	<b>1,404,675</b>	<b>912,495</b>	<b>2,054,900</b>	<b>2,054,900</b>
<b>NET COST</b>	<b>594,670</b>	<b>15,267</b>	<b>1,037,439</b>	<b>1,037,439</b>

**COUNTY OF SAN JOAQUIN**  
**SCHEDULE 9**  
**DETAIL OF FINANCING SOURCES AND FINANCING USES**  
**GOVERNMENTAL FUNDS**  
**FISCAL YEAR 2013-2014**

**BUDGET UNIT**    2026000000 - EMERGENCY SERVICES  
**FUND**            10001 - GENERAL  
**FUNCTION**       PUBLIC PROTECTION  
**ACTIVITY**        OTHER PROTECTION

DETAIL BY REVENUE CATEGORY AND EXPENDITURE OBJECT	2011-2012 ACTUAL	2012-2013 ACTUAL	2013-2014 RECOMMENDED	2013-2014 ADOPTED BY BOARD OF SUPERVISORS
<b>REVENUES</b>				
FINES, FORFEITURES AND PENALTIES				
INTERGOVERNMENTAL REVENUES-FEDERAL	376,174	250,547	260,768	260,768
CHARGES FOR SERVICES				
<b>TOTAL REVENUES</b>	<b>376,174</b>	<b>250,547</b>	<b>260,768</b>	<b>260,768</b>
<b>EXPENDITURES/APPROPRIATIONS</b>				
SALARIES AND BENEFITS	533,953	652,334	647,951	647,951
SERVICES AND SUPPLIES	142,872	125,988	166,927	166,927
CAPITAL ASSETS-EQUIPMENT		5,027		
COST REIMBURSEMENTS		(102,285)	(51,000)	(51,000)
<b>TOTAL EXPENDITURES/APPROPRIATIONS</b>	<b>676,825</b>	<b>681,064</b>	<b>763,878</b>	<b>763,878</b>
<b>NET COST</b>	<b>300,651</b>	<b>430,517</b>	<b>503,110</b>	<b>503,110</b>

**COUNTY OF SAN JOAQUIN  
SCHEDULE 9  
DETAIL OF FINANCING SOURCES AND FINANCING USES  
GOVERNMENTAL FUNDS  
FISCAL YEAR 2013-2014**

**BUDGET UNIT**     2026000150 - EMERGENCY SVS-GRANTS  
**FUND**             10001 - GENERAL  
**FUNCTION**        PUBLIC PROTECTION  
**ACTIVITY**         OTHER PROTECTION

DETAIL BY REVENUE CATEGORY AND EXPENDITURE OBJECT	2011-2012 ACTUAL	2012-2013 ACTUAL	2013-2014 RECOMMENDED	2013-2014 ADOPTED BY BOARD OF SUPERVISORS
<b>REVENUES</b>				
INTERGOVERNMENTAL REVENUES-FEDERAL	2,031,146	1,539,020	2,641,377	2,641,377
<b>TOTAL REVENUES</b>	<b>2,031,146</b>	<b>1,539,020</b>	<b>2,641,377</b>	<b>2,641,377</b>
<b>EXPENDITURES/APPROPRIATIONS</b>				
SERVICES AND SUPPLIES	1,393,459	433,055	725,554	725,554
CAPITAL ASSETS-EQUIPMENT		953,864	1,915,823	1,915,823
<b>TOTAL EXPENDITURES/APPROPRIATIONS</b>	<b>1,393,459</b>	<b>1,386,919</b>	<b>2,641,377</b>	<b>2,641,377</b>
<b>NET COST</b>	<b>(637,687)</b>	<b>(152,100)</b>		

**COUNTY OF SAN JOAQUIN  
SCHEDULE 9  
DETAIL OF FINANCING SOURCES AND FINANCING USES  
GOVERNMENTAL FUNDS  
FISCAL YEAR 2013-2014**

**BUDGET UNIT**     2026300000 - ANIMAL CONTROL DIVISION  
**FUND**             20010 - RABIES TREATMENT  
**FUNCTION**        PUBLIC PROTECTION  
**ACTIVITY**         OTHER PROTECTION

DETAIL BY REVENUE CATEGORY AND EXPENDITURE OBJECT	2011-2012 ACTUAL	2012-2013 ACTUAL	2013-2014 RECOMMENDED	2013-2014 ADOPTED BY BOARD OF SUPERVISORS
<b>REVENUES</b>				
LICENSES, PERMITS AND FRANCHISES	77,624			
REVENUE FROM USE OF MONEY AND PROPERTY	11			
<b>TOTAL REVENUES</b>	<b>77,635</b>			
<b>EXPENDITURES/APPROPRIATIONS</b>				
TRANSFERS OUT	119,857			
<b>TOTAL EXPENDITURES/APPROPRIATIONS</b>	<b>119,857</b>			
<b>NET COST</b>	<b>42,222</b>			

**COUNTY OF SAN JOAQUIN  
SCHEDULE 9  
DETAIL OF FINANCING SOURCES AND FINANCING USES  
GOVERNMENTAL FUNDS  
FISCAL YEAR 2013-2014**

**BUDGET UNIT**    2026500000 - FISH - GAME PROPAGATION  
**FUND**            20005 - FISH AND GAME  
**FUNCTION**       PUBLIC PROTECTION  
**ACTIVITY**        OTHER PROTECTION

DETAIL BY REVENUE CATEGORY AND EXPENDITURE OBJECT	2011-2012 ACTUAL	2012-2013 ACTUAL	2013-2014 RECOMMENDED	2013-2014 ADOPTED BY BOARD OF SUPERVISORS
<b>REVENUES</b>				
FINES, FORFEITURES AND PENALTIES	9,584	11,425	8,300	8,300
<b>TOTAL REVENUES</b>	<b>9,584</b>	<b>11,425</b>	<b>8,300</b>	<b>8,300</b>
<b>EXPENDITURES/APPROPRIATIONS</b>				
SALARIES AND BENEFITS	13,110	2,870	25,000	25,000
SERVICES AND SUPPLIES			6,000	6,000
OTHER CHARGES		15,389	20,000	20,000
TRANSFERS OUT	7,000	10,310	10,009	10,009
<b>TOTAL EXPENDITURES/APPROPRIATIONS</b>	<b>20,110</b>	<b>28,569</b>	<b>61,009</b>	<b>61,009</b>
<b>NET COST</b>	<b>10,525</b>	<b>17,143</b>	<b>52,709</b>	<b>52,709</b>

**COUNTY OF SAN JOAQUIN  
SCHEDULE 9  
DETAIL OF FINANCING SOURCES AND FINANCING USES  
GOVERNMENTAL FUNDS  
FISCAL YEAR 2013-2014**

**BUDGET UNIT**     2026700000 - LAFCO CONTRIBUTION  
**FUND**             10001 - GENERAL  
**FUNCTION**        PUBLIC PROTECTION  
**ACTIVITY**         OTHER PROTECTION

DETAIL BY REVENUE CATEGORY AND EXPENDITURE OBJECT	2011-2012 ACTUAL	2012-2013 ACTUAL	2013-2014 RECOMMENDED	2013-2014 ADOPTED BY BOARD OF SUPERVISORS
<b>EXPENDITURES/APPROPRIATIONS</b>				
OTHER CHARGES	200,000	190,000	190,000	190,000
<b>TOTAL EXPENDITURES/APPROPRIATIONS</b>	<b>200,000</b>	<b>190,000</b>	<b>190,000</b>	<b>190,000</b>
<b>NET COST</b>	<b>200,000</b>	<b>190,000</b>	<b>190,000</b>	<b>190,000</b>

**COUNTY OF SAN JOAQUIN  
SCHEDULE 9  
DETAIL OF FINANCING SOURCES AND FINANCING USES  
GOVERNMENTAL FUNDS  
FISCAL YEAR 2013-2014**

**BUDGET UNIT**    3030101000 - PUBLIC WORKS-ADMINISTRATION  
**FUND**            20002 - ROAD  
**FUNCTION**       PUBLIC WAYS & FACILITIES  
**ACTIVITY**        PUBLIC WAYS

DETAIL BY REVENUE CATEGORY AND EXPENDITURE OBJECT	2011-2012 ACTUAL	2012-2013 ACTUAL	2013-2014 RECOMMENDED	2013-2014 ADOPTED BY BOARD OF SUPERVISORS
<b>REVENUES</b>				
TAXES	7,337,648	7,021,581	13,136,200	13,136,200
LICENSES, PERMITS AND FRANCHISES	156,772	146,156	150,000	150,000
REVENUE FROM USE OF MONEY AND PROPERTY	104,216	76,251	110,000	110,000
INTERGOVERNMENTAL REVENUES-STATE	18,110,432	15,131,930	18,152,800	18,152,800
INTERGOVERNMENTAL REVENUES-FEDERAL	5,847,070	7,712,907	14,630,109	14,630,109
INTERGOVERNMENTAL REVENUES-OTHER	377,129	57,136	265,600	265,600
CHARGES FOR SERVICES	1,038,088	784,415	1,153,200	1,153,200
MISCELLANEOUS REVENUES	528,552	(313,725)	84,100	84,100
TRANSFERS IN	646,336	579,129	616,900	616,900
<b>TOTAL REVENUES</b>	<b>34,146,242</b>	<b>31,195,780</b>	<b>48,298,909</b>	<b>48,298,909</b>
<b>EXPENDITURES/APPROPRIATIONS</b>				
SALARIES AND BENEFITS	2,898,570	2,824,225	3,359,424	3,359,424
SERVICES AND SUPPLIES	1,728,865	1,730,879	2,376,300	2,376,300
CAPITAL ASSETS-EQUIPMENT	170,080	1,604	2,631,860	2,631,860
COST REIMBURSEMENTS	(2,395,913)	(2,388,514)	(2,207,700)	(2,207,700)
TRANSFERS OUT		3,850		
<b>TOTAL EXPENDITURES/APPROPRIATIONS</b>	<b>2,401,602</b>	<b>2,172,044</b>	<b>6,159,884</b>	<b>6,159,884</b>
<b>NET COST</b>	<b>(31,744,640)</b>	<b>(29,023,735)</b>	<b>(42,139,025)</b>	<b>(42,139,025)</b>

**COUNTY OF SAN JOAQUIN  
SCHEDULE 9  
DETAIL OF FINANCING SOURCES AND FINANCING USES  
GOVERNMENTAL FUNDS  
FISCAL YEAR 2013-2014**

**BUDGET UNIT**    3030103000 - PUBLIC WORKS-ENGINEERING  
**FUND**            20002 - ROAD  
**FUNCTION**       PUBLIC WAYS & FACILITIES  
**ACTIVITY**        PUBLIC WAYS

DETAIL BY REVENUE CATEGORY AND EXPENDITURE OBJECT	2011-2012 ACTUAL	2012-2013 ACTUAL	2013-2014 RECOMMENDED	2013-2014 ADOPTED BY BOARD OF SUPERVISORS
<b>REVENUES</b>				
TRANSFERS IN	2,460			
<b>TOTAL REVENUES</b>	<b>2,460</b>			
<b>EXPENDITURES/APPROPRIATIONS</b>				
SALARIES AND BENEFITS	5,909,757	6,016,758	6,689,095	6,689,095
SERVICES AND SUPPLIES	3,415,517	3,503,302	5,273,664	5,273,664
CAPITAL ASSETS-EQUIPMENT		42,803	58,000	58,000
COST REIMBURSEMENTS	(2,238,343)	(2,188,454)	(1,648,725)	(1,648,725)
<b>TOTAL EXPENDITURES/APPROPRIATIONS</b>	<b>7,086,931</b>	<b>7,374,408</b>	<b>10,372,034</b>	<b>10,372,034</b>
<b>NET COST</b>	<b>7,084,471</b>	<b>7,374,408</b>	<b>10,372,034</b>	<b>10,372,034</b>

**COUNTY OF SAN JOAQUIN  
SCHEDULE 9  
DETAIL OF FINANCING SOURCES AND FINANCING USES  
GOVERNMENTAL FUNDS  
FISCAL YEAR 2013-2014**

**BUDGET UNIT**    3030105000 - PUBLIC WORKS-ROAD MAINT  
**FUND**            20002 - ROAD  
**FUNCTION**       PUBLIC WAYS & FACILITIES  
**ACTIVITY**        PUBLIC WAYS

DETAIL BY REVENUE CATEGORY AND EXPENDITURE OBJECT	2011-2012 ACTUAL	2012-2013 ACTUAL	2013-2014 RECOMMENDED	2013-2014 ADOPTED BY BOARD OF SUPERVISORS
<b>REVENUES</b>				
MISCELLANEOUS REVENUES	6,505			
<b>TOTAL REVENUES</b>	<b>6,505</b>			
<b>EXPENDITURES/APPROPRIATIONS</b>				
SALARIES AND BENEFITS	6,821,422	7,057,830	8,206,787	8,206,787
SERVICES AND SUPPLIES	3,788,999	3,595,329	5,241,140	5,241,140
OTHER CHARGES	84	104	400	400
CAPITAL ASSETS-STRUCTURES AND IMPROVEMENTS	724,964	984,806	1,098,000	1,098,000
CAPITAL ASSETS-EQUIPMENT	5,682	30,221	19,000	19,000
COST REIMBURSEMENTS	(825,269)	(696,994)	(782,000)	(782,000)
<b>TOTAL EXPENDITURES/APPROPRIATIONS</b>	<b>10,515,882</b>	<b>10,971,297</b>	<b>13,783,327</b>	<b>13,783,327</b>
<b>NET COST</b>	<b>10,509,377</b>	<b>10,971,297</b>	<b>13,783,327</b>	<b>13,783,327</b>

**COUNTY OF SAN JOAQUIN  
SCHEDULE 9  
DETAIL OF FINANCING SOURCES AND FINANCING USES  
GOVERNMENTAL FUNDS  
FISCAL YEAR 2013-2014**

**BUDGET UNIT**    3030106000 - PUBLIC WORKS-CONSTRUCTION  
**FUND**            20002 - ROAD  
**FUNCTION**       PUBLIC WAYS & FACILITIES  
**ACTIVITY**        PUBLIC WAYS

DETAIL BY REVENUE CATEGORY AND EXPENDITURE OBJECT	2011-2012 ACTUAL	2012-2013 ACTUAL	2013-2014 RECOMMENDED	2013-2014 ADOPTED BY BOARD OF SUPERVISORS
<b>EXPENDITURES/APPROPRIATIONS</b>				
OTHER CHARGES	1,955,836	89,979	230,300	230,300
CAPITAL ASSETS-STRUCTURES AND IMPROVEMENTS	8,149,573	14,212,848	44,412,100	44,412,100
COST REIMBURSEMENTS	(203,663)	(3,133,379)	(5,519,800)	(5,519,800)
<b>TOTAL EXPENDITURES/APPROPRIATIONS</b>	<b>9,901,746</b>	<b>11,169,448</b>	<b>39,122,600</b>	<b>39,122,600</b>
<b>NET COST</b>	<b>9,901,745</b>	<b>11,169,448</b>	<b>39,122,600</b>	<b>39,122,600</b>

**COUNTY OF SAN JOAQUIN  
SCHEDULE 9  
DETAIL OF FINANCING SOURCES AND FINANCING USES  
GOVERNMENTAL FUNDS  
FISCAL YEAR 2013-2014**

**BUDGET UNIT**    3030108000 - PUBLIC WORKS-DEVELOPMENT SVS  
**FUND**            20002 - ROAD  
**FUNCTION**       PUBLIC WAYS & FACILITIES  
**ACTIVITY**        PUBLIC WAYS

DETAIL BY REVENUE CATEGORY AND EXPENDITURE OBJECT	2011-2012 ACTUAL	2012-2013 ACTUAL	2013-2014 RECOMMENDED	2013-2014 ADOPTED BY BOARD OF SUPERVISORS
<b>REVENUES</b>				
TRANSFERS IN	1,651			
<b>TOTAL REVENUES</b>	<b>1,651</b>			
<b>EXPENDITURES/APPROPRIATIONS</b>				
SALARIES AND BENEFITS	484,113	438,621	604,679	604,679
SERVICES AND SUPPLIES	131,856	147,883	154,506	154,506
COST REIMBURSEMENTS	(47,603)	(101,938)	(61,500)	(61,500)
<b>TOTAL EXPENDITURES/APPROPRIATIONS</b>	<b>568,367</b>	<b>484,566</b>	<b>697,685</b>	<b>697,685</b>
<b>NET COST</b>	<b>566,716</b>	<b>484,565</b>	<b>697,685</b>	<b>697,685</b>

**COUNTY OF SAN JOAQUIN  
SCHEDULE 9  
DETAIL OF FINANCING SOURCES AND FINANCING USES  
GOVERNMENTAL FUNDS  
FISCAL YEAR 2013-2014**

**BUDGET UNIT**    3030900000 - COMMUNITY INFRA-ENGINEERIN SVS  
**FUND**            10001 - GENERAL  
**FUNCTION**       PUBLIC WAYS & FACILITIES  
**ACTIVITY**        PUBLIC WAYS

DETAIL BY REVENUE CATEGORY AND EXPENDITURE OBJECT	2011-2012 ACTUAL	2012-2013 ACTUAL	2013-2014 RECOMMENDED	2013-2014 ADOPTED BY BOARD OF SUPERVISORS
<b>REVENUES</b>				
CHARGES FOR SERVICES	105	150	10,000	10,000
TRANSFERS IN	469			
<b>TOTAL REVENUES</b>	<b>574</b>	<b>150</b>	<b>10,000</b>	<b>10,000</b>
<b>EXPENDITURES/APPROPRIATIONS</b>				
SALARIES AND BENEFITS	907,192	776,699	919,670	919,670
SERVICES AND SUPPLIES	25,174	19,581	81,340	81,340
COST REIMBURSEMENTS	(932,366)	(796,225)	(991,010)	(991,010)
<b>TOTAL EXPENDITURES/APPROPRIATIONS</b>		<b>55</b>	<b>10,000</b>	<b>10,000</b>
<b>NET COST</b>	<b>(574)</b>	<b>(95)</b>		

**COUNTY OF SAN JOAQUIN  
SCHEDULE 9  
DETAIL OF FINANCING SOURCES AND FINANCING USES  
GOVERNMENTAL FUNDS  
FISCAL YEAR 2013-2014**

**BUDGET UNIT**    3031300000 - ROAD DISTRICT NO 1  
**FUND**            20013 - ROAD DISTRICT NO 1  
**FUNCTION**      PUBLIC WAYS & FACILITIES  
**ACTIVITY**       PUBLIC WAYS

DETAIL BY REVENUE CATEGORY AND EXPENDITURE OBJECT	2011-2012 ACTUAL	2012-2013 ACTUAL	2013-2014 RECOMMENDED	2013-2014 ADOPTED BY BOARD OF SUPERVISORS
<b>REVENUES</b>				
TAXES	481,853	534,407	558,400	558,400
REVENUE FROM USE OF MONEY AND PROPERTY	9,724	6,037	9,700	9,700
INTERGOVERNMENTAL REVENUES-STATE	6,151	6,582	6,800	6,800
<b>TOTAL REVENUES</b>	<b>497,729</b>	<b>547,025</b>	<b>574,900</b>	<b>574,900</b>
<b>EXPENDITURES/APPROPRIATIONS</b>				
SERVICES AND SUPPLIES	55,859	43,760	62,270	62,270
CAPITAL ASSETS-STRUCTURES AND IMPROVEMENTS	774,985	735,823	2,093,600	2,093,600
COST REIMBURSEMENTS	(2,550)			
TRANSFERS OUT	45,527	41,837	45,500	45,500
<b>TOTAL EXPENDITURES/APPROPRIATIONS</b>	<b>873,821</b>	<b>821,419</b>	<b>2,201,370</b>	<b>2,201,370</b>
<b>NET COST</b>	<b>376,092</b>	<b>274,394</b>	<b>1,626,470</b>	<b>1,626,470</b>

**COUNTY OF SAN JOAQUIN  
SCHEDULE 9  
DETAIL OF FINANCING SOURCES AND FINANCING USES  
GOVERNMENTAL FUNDS  
FISCAL YEAR 2013-2014**

**BUDGET UNIT**    3031400000 - ROAD DISTRICT NO 2  
**FUND**            20014 - ROAD DISTRICT NO 2  
**FUNCTION**       PUBLIC WAYS & FACILITIES  
**ACTIVITY**        PUBLIC WAYS

DETAIL BY REVENUE CATEGORY AND EXPENDITURE OBJECT	2011-2012 ACTUAL	2012-2013 ACTUAL	2013-2014 RECOMMENDED	2013-2014 ADOPTED BY BOARD OF SUPERVISORS
<b>REVENUES</b>				
TAXES	577,951	327,468	342,500	342,500
REVENUE FROM USE OF MONEY AND PROPERTY	6,854	3,097	6,900	6,900
INTERGOVERNMENTAL REVENUES-STATE	7,530	4,049	4,100	4,100
MISCELLANEOUS REVENUES	2,400			
<b>TOTAL REVENUES</b>	<b>594,735</b>	<b>334,614</b>	<b>353,500</b>	<b>353,500</b>
<b>EXPENDITURES/APPROPRIATIONS</b>				
SERVICES AND SUPPLIES	48,245	47,002	64,271	64,271
CAPITAL ASSETS-STRUCTURES AND IMPROVEMENTS	1,057,966	805,230	524,363	524,363
COST REIMBURSEMENTS	(12,265)	(4,400)		
TRANSFERS OUT	33,354	29,597	33,400	33,400
<b>TOTAL EXPENDITURES/APPROPRIATIONS</b>	<b>1,127,300</b>	<b>877,429</b>	<b>622,034</b>	<b>622,034</b>
<b>NET COST</b>	<b>532,564</b>	<b>542,815</b>	<b>268,534</b>	<b>268,534</b>

**COUNTY OF SAN JOAQUIN  
SCHEDULE 9  
DETAIL OF FINANCING SOURCES AND FINANCING USES  
GOVERNMENTAL FUNDS  
FISCAL YEAR 2013-2014**

**BUDGET UNIT**    3031500000 - ROAD DISTRICT NO 3  
**FUND**            20015 - ROAD DISTRICT NO 3  
**FUNCTION**       PUBLIC WAYS & FACILITIES  
**ACTIVITY**        PUBLIC WAYS

DETAIL BY REVENUE CATEGORY AND EXPENDITURE OBJECT	2011-2012 ACTUAL	2012-2013 ACTUAL	2013-2014 RECOMMENDED	2013-2014 ADOPTED BY BOARD OF SUPERVISORS
<b>REVENUES</b>				
TAXES	504,556	683,305	712,500	712,500
REVENUE FROM USE OF MONEY AND PROPERTY	3,073	2,036	3,100	3,100
INTERGOVERNMENTAL REVENUES-STATE	4,748	6,999	7,100	7,100
INTERGOVERNMENTAL REVENUES-FEDERAL	201,704			
<b>TOTAL REVENUES</b>	<b>714,081</b>	<b>692,340</b>	<b>722,700</b>	<b>722,700</b>
<b>EXPENDITURES/APPROPRIATIONS</b>				
SERVICES AND SUPPLIES	35,710	33,880	46,312	46,312
OTHER CHARGES	7,000	7,000	7,000	7,000
CAPITAL ASSETS-STRUCTURES AND IMPROVEMENTS	367,127	533,825	1,473,329	1,473,329
TRANSFERS OUT	146,576	135,536	146,600	146,600
<b>TOTAL EXPENDITURES/APPROPRIATIONS</b>	<b>556,413</b>	<b>710,241</b>	<b>1,673,241</b>	<b>1,673,241</b>
<b>NET COST</b>	<b>(157,668)</b>	<b>17,901</b>	<b>950,541</b>	<b>950,541</b>

**COUNTY OF SAN JOAQUIN  
SCHEDULE 9  
DETAIL OF FINANCING SOURCES AND FINANCING USES  
GOVERNMENTAL FUNDS  
FISCAL YEAR 2013-2014**

**BUDGET UNIT**    3031600000 - ROAD DISTRICT NO 4  
**FUND**            20016 - ROAD DISTRICT NO 4  
**FUNCTION**       PUBLIC WAYS & FACILITIES  
**ACTIVITY**        PUBLIC WAYS

DETAIL BY REVENUE CATEGORY AND EXPENDITURE OBJECT	2011-2012 ACTUAL	2012-2013 ACTUAL	2013-2014 RECOMMENDED	2013-2014 ADOPTED BY BOARD OF SUPERVISORS
<b>REVENUES</b>				
TAXES	2,686,248	3,093,123	3,232,000	3,232,000
REVENUE FROM USE OF MONEY AND PROPERTY	17,663	12,447	17,600	17,600
INTERGOVERNMENTAL REVENUES-STATE	34,587	38,458	39,600	39,600
INTERGOVERNMENTAL REVENUES-OTHER	500,000			
CHARGES FOR SERVICES	500	500		
<b>TOTAL REVENUES</b>	<b>3,238,998</b>	<b>3,144,528</b>	<b>3,289,200</b>	<b>3,289,200</b>
<b>EXPENDITURES/APPROPRIATIONS</b>				
SERVICES AND SUPPLIES	117,495	114,728	135,710	135,710
CAPITAL ASSETS-STRUCTURES AND IMPROVEMENTS	2,300,135	3,506,230	8,081,897	8,081,897
TRANSFERS OUT	239,963	234,747	239,900	239,900
<b>TOTAL EXPENDITURES/APPROPRIATIONS</b>	<b>2,657,593</b>	<b>3,855,705</b>	<b>8,457,507</b>	<b>8,457,507</b>
<b>NET COST</b>	<b>(581,404)</b>	<b>711,177</b>	<b>5,168,307</b>	<b>5,168,307</b>

**COUNTY OF SAN JOAQUIN  
SCHEDULE 9  
DETAIL OF FINANCING SOURCES AND FINANCING USES  
GOVERNMENTAL FUNDS  
FISCAL YEAR 2013-2014**

**BUDGET UNIT**    3031700000 - ROAD DISTRICT NO 5  
**FUND**            20017 - ROAD DISTRICT NO 5  
**FUNCTION**       PUBLIC WAYS & FACILITIES  
**ACTIVITY**        PUBLIC WAYS

DETAIL BY REVENUE CATEGORY AND EXPENDITURE OBJECT	2011-2012 ACTUAL	2012-2013 ACTUAL	2013-2014 RECOMMENDED	2013-2014 ADOPTED BY BOARD OF SUPERVISORS
<b>REVENUES</b>				
TAXES	1,229,862	1,032,881	1,079,390	1,079,390
REVENUE FROM USE OF MONEY AND PROPERTY	17,888	10,512	17,888	17,888
INTERGOVERNMENTAL REVENUES-STATE	15,587	12,391	12,774	12,774
<b>TOTAL REVENUES</b>	<b>1,263,337</b>	<b>1,055,784</b>	<b>1,110,052</b>	<b>1,110,052</b>
<b>EXPENDITURES/APPROPRIATIONS</b>				
SERVICES AND SUPPLIES	56,229	56,182	70,050	70,050
CAPITAL ASSETS-STRUCTURES AND IMPROVEMENTS	2,172,287	1,591,027	3,378,102	3,378,102
TRANSFERS OUT	144,788	137,412	144,788	144,788
<b>TOTAL EXPENDITURES/APPROPRIATIONS</b>	<b>2,373,304</b>	<b>1,784,621</b>	<b>3,592,940</b>	<b>3,592,940</b>
<b>NET COST</b>	<b>1,109,966</b>	<b>728,836</b>	<b>2,482,888</b>	<b>2,482,888</b>

**COUNTY OF SAN JOAQUIN  
SCHEDULE 9  
DETAIL OF FINANCING SOURCES AND FINANCING USES  
GOVERNMENTAL FUNDS  
FISCAL YEAR 2013-2014**

**BUDGET UNIT**    3039900000 - COMMUNITY INFRASTRUCTURE PROGR  
**FUND**            20039 - COMMUNITY INFRASTRUCTURE  
**FUNCTION**       PUBLIC WAYS & FACILITIES  
**ACTIVITY**        PUBLIC WAYS

DETAIL BY REVENUE CATEGORY AND EXPENDITURE OBJECT	2011-2012 ACTUAL	2012-2013 ACTUAL	2013-2014 RECOMMENDED	2013-2014 ADOPTED BY BOARD OF SUPERVISORS
<b>REVENUES</b>				
REVENUE FROM USE OF MONEY AND PROPERTY	88,938	60,315	100,000	100,000
CHARGES FOR SERVICES	1,474,480	1,442,142	942,000	942,000
<b>TOTAL REVENUES</b>	<b>1,563,418</b>	<b>1,502,457</b>	<b>1,042,000</b>	<b>1,042,000</b>
<b>EXPENDITURES/APPROPRIATIONS</b>				
SERVICES AND SUPPLIES	2,303,542	5,014,378	18,590,384	18,590,384
<b>TOTAL EXPENDITURES/APPROPRIATIONS</b>	<b>2,303,542</b>	<b>5,014,378</b>	<b>18,590,384</b>	<b>18,590,384</b>
<b>NET COST</b>	<b>740,123</b>	<b>3,511,921</b>	<b>17,548,384</b>	<b>17,548,384</b>

**COUNTY OF SAN JOAQUIN  
SCHEDULE 9  
DETAIL OF FINANCING SOURCES AND FINANCING USES  
GOVERNMENTAL FUNDS  
FISCAL YEAR 2013-2014**

**BUDGET UNIT**    3039901000 - COMMUNITY INFRASTRUCTURE-FLAG  
**FUND**            20039 - COMMUNITY INFRASTRUCTURE  
**FUNCTION**        PUBLIC WAYS & FACILITIES  
**ACTIVITY**        PUBLIC WAYS

DETAIL BY REVENUE CATEGORY AND EXPENDITURE OBJECT	2011-2012 ACTUAL	2012-2013 ACTUAL	2013-2014 RECOMMENDED	2013-2014 ADOPTED BY BOARD OF SUPERVISORS
<b>REVENUES</b>				
CHARGES FOR SERVICES			252,500	252,500
<b>TOTAL REVENUES</b>			<b>252,500</b>	<b>252,500</b>
<b>EXPENDITURES/APPROPRIATIONS</b>				
SERVICES AND SUPPLIES			252,500	252,500
<b>TOTAL EXPENDITURES/APPROPRIATIONS</b>			<b>252,500</b>	<b>252,500</b>
<b>NET COST</b>				

**COUNTY OF SAN JOAQUIN  
SCHEDULE 9  
DETAIL OF FINANCING SOURCES AND FINANCING USES  
GOVERNMENTAL FUNDS  
FISCAL YEAR 2013-2014**

**BUDGET UNIT**    3039902000 - COMMUNITY INFRASTRUCTURE-RTIF  
**FUND**            20039 - COMMUNITY INFRASTRUCTURE  
**FUNCTION**       PUBLIC WAYS & FACILITIES  
**ACTIVITY**        PUBLIC WAYS

DETAIL BY REVENUE CATEGORY AND EXPENDITURE OBJECT	2011-2012 ACTUAL	2012-2013 ACTUAL	2013-2014 RECOMMENDED	2013-2014 ADOPTED BY BOARD OF SUPERVISORS
<b>REVENUES</b>				
CHARGES FOR SERVICES	1,441,825	888,659	412,500	412,500
<b>TOTAL REVENUES</b>	<b>1,441,825</b>	<b>888,659</b>	<b>412,500</b>	<b>412,500</b>
<b>EXPENDITURES/APPROPRIATIONS</b>				
SERVICES AND SUPPLIES	1,726,816	37,220	5,275,000	5,275,000
<b>TOTAL EXPENDITURES/APPROPRIATIONS</b>	<b>1,726,816</b>	<b>37,220</b>	<b>5,275,000</b>	<b>5,275,000</b>
<b>NET COST</b>	<b>284,991</b>	<b>(851,439)</b>	<b>4,862,500</b>	<b>4,862,500</b>

**COUNTY OF SAN JOAQUIN  
SCHEDULE 9  
DETAIL OF FINANCING SOURCES AND FINANCING USES  
GOVERNMENTAL FUNDS  
FISCAL YEAR 2013-2014**

**BUDGET UNIT**    4040300000 - MENTAL HEALTH- PHARMACY  
**FUND**            20007 - MENTAL HEALTH  
**FUNCTION**      HEALTH & SANITATION  
**ACTIVITY**       HEALTH

DETAIL BY REVENUE CATEGORY AND EXPENDITURE OBJECT	2011-2012 ACTUAL	2012-2013 ACTUAL	2013-2014 RECOMMENDED	2013-2014 ADOPTED BY BOARD OF SUPERVISORS
<b>REVENUES</b>				
CHARGES FOR SERVICES	6,156,883	5,585,772	6,696,589	6,696,589
<b>TOTAL REVENUES</b>	<b>6,156,883</b>	<b>5,585,772</b>	<b>6,696,589</b>	<b>6,696,589</b>
<b>EXPENDITURES/APPROPRIATIONS</b>				
SALARIES AND BENEFITS	1,610,836	1,675,594	1,804,951	1,804,951
SERVICES AND SUPPLIES	5,197,401	4,621,621	5,307,944	5,307,944
COST REIMBURSEMENTS	(226,433)	(332,052)	(416,306)	(416,306)
<b>TOTAL EXPENDITURES/APPROPRIATIONS</b>	<b>6,581,804</b>	<b>5,965,162</b>	<b>6,696,589</b>	<b>6,696,589</b>
<b>NET COST</b>	<b>424,921</b>	<b>379,390</b>		

**COUNTY OF SAN JOAQUIN  
SCHEDULE 9  
DETAIL OF FINANCING SOURCES AND FINANCING USES  
GOVERNMENTAL FUNDS  
FISCAL YEAR 2013-2014**

**BUDGET UNIT**    4040500000 - MENTAL HEALTH SERVICES  
**FUND**            20007 - MENTAL HEALTH  
**FUNCTION**       HEALTH & SANITATION  
**ACTIVITY**        HEALTH

DETAIL BY REVENUE CATEGORY AND EXPENDITURE OBJECT	2011-2012 ACTUAL	2012-2013 ACTUAL	2013-2014 RECOMMENDED	2013-2014 ADOPTED BY BOARD OF SUPERVISORS
<b>REVENUES</b>				
REVENUE FROM USE OF MONEY AND PROPERTY	(1,764)	2,911	3,000	3,000
INTERGOVERNMENTAL REVENUES-STATE	42,693,900	47,975,054	57,036,401	57,036,401
INTERGOVERNMENTAL REVENUES-FEDERAL	309,934	251,635	253,947	253,947
CHARGES FOR SERVICES	21,216,564	18,843,613	25,869,566	25,869,566
MISCELLANEOUS REVENUES	178,479	102,127	670,680	670,680
TRANSFERS IN	2,546,099	2,592,897	2,101,828	2,101,828
<b>TOTAL REVENUES</b>	<b>66,943,212</b>	<b>69,768,237</b>	<b>85,935,422</b>	<b>85,935,422</b>
<b>EXPENDITURES/APPROPRIATIONS</b>				
SALARIES AND BENEFITS	33,941,878	36,629,112	45,402,418	45,402,418
SERVICES AND SUPPLIES	32,467,513	31,173,958	40,120,913	40,120,913
OTHER CHARGES	951,487	1,200,625	2,197,539	2,197,539
CAPITAL ASSETS-EQUIPMENT	161,363	199,209	1,355,522	1,355,522
COST REIMBURSEMENTS	(1,931,295)	(2,270,782)	(3,140,970)	(3,140,970)
<b>TOTAL EXPENDITURES/APPROPRIATIONS</b>	<b>65,590,946</b>	<b>66,932,122</b>	<b>85,935,422</b>	<b>85,935,422</b>
<b>NET COST</b>	<b>(1,352,266)</b>	<b>(2,836,115)</b>		

**COUNTY OF SAN JOAQUIN  
SCHEDULE 9  
DETAIL OF FINANCING SOURCES AND FINANCING USES  
GOVERNMENTAL FUNDS  
FISCAL YEAR 2013-2014**

**BUDGET UNIT**    4040600000 - SUBSTANCE ABUSE SERVICES  
**FUND**            20007 - MENTAL HEALTH  
**FUNCTION**        HEALTH & SANITATION  
**ACTIVITY**        HEALTH

DETAIL BY REVENUE CATEGORY AND EXPENDITURE OBJECT	2011-2012 ACTUAL	2012-2013 ACTUAL	2013-2014 RECOMMENDED	2013-2014 ADOPTED BY BOARD OF SUPERVISORS
<b>REVENUES</b>				
FINES, FORFEITURES AND PENALTIES	160,000	210,000	210,000	210,000
REVENUE FROM USE OF MONEY AND PROPERTY	497	392	500	500
INTERGOVERNMENTAL REVENUES-STATE	5,162,785	6,664,705	6,306,963	6,306,963
INTERGOVERNMENTAL REVENUES-FEDERAL	2,962,027	1,435,809	3,004,115	3,004,115
CHARGES FOR SERVICES	246,589	4,228,695	3,549,810	3,549,810
MISCELLANEOUS REVENUES	571,225	400,156	361,400	361,400
TRANSFERS IN	554,275	554,275	1,054,275	1,054,275
<b>TOTAL REVENUES</b>	<b>9,657,398</b>	<b>13,494,032</b>	<b>14,487,063</b>	<b>14,487,063</b>
<b>EXPENDITURES/APPROPRIATIONS</b>				
SALARIES AND BENEFITS	5,614,215	5,537,127	6,973,501	6,973,501
SERVICES AND SUPPLIES	4,900,962	8,681,393	9,115,924	9,115,924
CAPITAL ASSETS-EQUIPMENT			149,100	149,100
COST REIMBURSEMENTS	(1,736,424)	(1,692,396)	(1,751,462)	(1,751,462)
<b>TOTAL EXPENDITURES/APPROPRIATIONS</b>	<b>8,778,753</b>	<b>12,526,125</b>	<b>14,487,063</b>	<b>14,487,063</b>
<b>NET COST</b>	<b>(878,645)</b>	<b>(967,907)</b>		

**COUNTY OF SAN JOAQUIN  
SCHEDULE 9  
DETAIL OF FINANCING SOURCES AND FINANCING USES  
GOVERNMENTAL FUNDS  
FISCAL YEAR 2013-2014**

**BUDGET UNIT**    4040700000 - BEHAVIORAL HEALTH ADMIN  
**FUND**            20007 - MENTAL HEALTH  
**FUNCTION**       HEALTH & SANITATION  
**ACTIVITY**        HEALTH

DETAIL BY REVENUE CATEGORY AND EXPENDITURE OBJECT	2011-2012 ACTUAL	2012-2013 ACTUAL	2013-2014 RECOMMENDED	2013-2014 ADOPTED BY BOARD OF SUPERVISORS
<b>REVENUES</b>				
INTERGOVERNMENTAL REVENUES-STATE		588,624		
CHARGES FOR SERVICES	934,497	2,898,893	2,748,365	2,748,365
MISCELLANEOUS REVENUES	2,868	159	300	300
<b>TOTAL REVENUES</b>	<b>937,365</b>	<b>3,487,676</b>	<b>2,748,665</b>	<b>2,748,665</b>
<b>EXPENDITURES/APPROPRIATIONS</b>				
SALARIES AND BENEFITS	6,969,739	6,674,072	8,082,169	8,082,169
SERVICES AND SUPPLIES	1,540,898	2,301,566	2,011,990	2,011,990
COST REIMBURSEMENTS	(7,489,841)	(5,445,479)	(7,345,494)	(7,345,494)
<b>TOTAL EXPENDITURES/APPROPRIATIONS</b>	<b>1,020,796</b>	<b>3,530,160</b>	<b>2,748,665</b>	<b>2,748,665</b>
<b>NET COST</b>	<b>83,430</b>	<b>42,483</b>		

**COUNTY OF SAN JOAQUIN  
SCHEDULE 9  
DETAIL OF FINANCING SOURCES AND FINANCING USES  
GOVERNMENTAL FUNDS  
FISCAL YEAR 2013-2014**

**BUDGET UNIT**    4040800000 - UTILITY DISTRICTS  
**FUND**            10001 - GENERAL  
**FUNCTION**       HEALTH & SANITATION  
**ACTIVITY**        SANITATION

DETAIL BY REVENUE CATEGORY AND EXPENDITURE OBJECT	2011-2012 ACTUAL	2012-2013 ACTUAL	2013-2014 RECOMMENDED	2013-2014 ADOPTED BY BOARD OF SUPERVISORS
<b>REVENUES</b>				
CHARGES FOR SERVICES	3	25		
<b>TOTAL REVENUES</b>	<b>3</b>	<b>25</b>		
<b>EXPENDITURES/APPROPRIATIONS</b>				
SALARIES AND BENEFITS	2,136,010	2,077,950	2,272,026	2,272,026
SERVICES AND SUPPLIES	447,694	418,273	1,227,331	1,227,331
CAPITAL ASSETS-EQUIPMENT			10,000	10,000
COST REIMBURSEMENTS	(2,580,594)	(2,495,113)	(3,509,357)	(3,509,357)
<b>TOTAL EXPENDITURES/APPROPRIATIONS</b>	<b>3,110</b>	<b>1,110</b>		
<b>NET COST</b>	<b>3,106</b>	<b>1,085</b>		

**COUNTY OF SAN JOAQUIN  
SCHEDULE 9  
DETAIL OF FINANCING SOURCES AND FINANCING USES  
GOVERNMENTAL FUNDS  
FISCAL YEAR 2013-2014**

**BUDGET UNIT** 4041000000 - PUBLIC HEALTH SVS  
**FUND** 10001 - GENERAL  
**FUNCTION** HEALTH & SANITATION  
**ACTIVITY** HEALTH

DETAIL BY REVENUE CATEGORY AND EXPENDITURE OBJECT	2011-2012 ACTUAL	2012-2013 ACTUAL	2013-2014 RECOMMENDED	2013-2014 ADOPTED BY BOARD OF SUPERVISORS
<b>REVENUES</b>				
FINES, FORFEITURES AND PENALTIES	4,008	3,922	4,000	4,000
INTERGOVERNMENTAL REVENUES-STATE	7,224,828	8,061,294	8,336,823	8,336,823
INTERGOVERNMENTAL REVENUES-FEDERAL			1,539,284	1,539,284
CHARGES FOR SERVICES	1,669,958	1,319,811	905,000	905,000
MISCELLANEOUS REVENUES	218,906	289,596	60,000	60,000
TRANSFERS IN	1,804,622	1,701,061	1,597,305	1,597,305
<b>TOTAL REVENUES</b>	<b>10,922,323</b>	<b>11,375,684</b>	<b>12,442,412</b>	<b>12,442,412</b>
<b>EXPENDITURES/APPROPRIATIONS</b>				
SALARIES AND BENEFITS	13,301,394	14,160,671	16,930,440	17,050,474
SERVICES AND SUPPLIES	3,361,676	3,504,652	4,495,774	4,495,774
OTHER CHARGES	54,237	41,132	33,000	33,000
CAPITAL ASSETS-EQUIPMENT	81,361	160,574	189,250	189,250
COST REIMBURSEMENTS	(464,996)	(870,178)	(1,493,942)	(1,493,942)
<b>TOTAL EXPENDITURES/APPROPRIATIONS</b>	<b>16,333,672</b>	<b>16,996,851</b>	<b>20,154,522</b>	<b>20,274,556</b>
<b>NET COST</b>	<b>5,411,349</b>	<b>5,621,166</b>	<b>7,712,110</b>	<b>7,832,144</b>

**COUNTY OF SAN JOAQUIN  
SCHEDULE 9  
DETAIL OF FINANCING SOURCES AND FINANCING USES  
GOVERNMENTAL FUNDS  
FISCAL YEAR 2013-2014**

**BUDGET UNIT**    4041200000 - CONSERVATOR SERVICES  
**FUND**            20007 - MENTAL HEALTH  
**FUNCTION**       HEALTH & SANITATION  
**ACTIVITY**        HEALTH

DETAIL BY REVENUE CATEGORY AND EXPENDITURE OBJECT	2011-2012 ACTUAL	2012-2013 ACTUAL	2013-2014 RECOMMENDED	2013-2014 ADOPTED BY BOARD OF SUPERVISORS
<b>REVENUES</b>				
REVENUE FROM USE OF MONEY AND PROPERTY	10,085		15,000	15,000
CHARGES FOR SERVICES	543,103	580,386	550,500	550,500
TRANSFERS IN	258,844	258,844	258,844	258,844
<b>TOTAL REVENUES</b>	<b>812,032</b>	<b>839,230</b>	<b>824,344</b>	<b>824,344</b>
<b>EXPENDITURES/APPROPRIATIONS</b>				
SALARIES AND BENEFITS	2,176,205	1,999,756	2,388,941	2,388,941
SERVICES AND SUPPLIES	960,148	991,410	946,510	946,510
CAPITAL ASSETS-EQUIPMENT		4,871	40,000	40,000
COST REIMBURSEMENTS	(2,323,719)	(2,150,163)	(2,551,107)	(2,551,107)
<b>TOTAL EXPENDITURES/APPROPRIATIONS</b>	<b>812,635</b>	<b>845,873</b>	<b>824,344</b>	<b>824,344</b>
<b>NET COST</b>	<b>602</b>	<b>6,643</b>		

**COUNTY OF SAN JOAQUIN  
SCHEDULE 9  
DETAIL OF FINANCING SOURCES AND FINANCING USES  
GOVERNMENTAL FUNDS  
FISCAL YEAR 2013-2014**

**BUDGET UNIT**    4041600000 - SUBSTANCE ABUSE-CRIME PREVENT  
**FUND**            20047 - SUBST ABUSE AND CRIME PREVENT  
**FUNCTION**      HEALTH & SANITATION  
**ACTIVITY**       HEALTH

DETAIL BY REVENUE CATEGORY AND EXPENDITURE OBJECT	2011-2012 ACTUAL	2012-2013 ACTUAL	2013-2014 RECOMMENDED	2013-2014 ADOPTED BY BOARD OF SUPERVISORS
<b>REVENUES</b>				
INTERGOVERNMENTAL REVENUES-STATE	(4,462)			
<b>TOTAL REVENUES</b>	<b>(4,462)</b>			
<b>NET COST</b>		<b>4,462</b>		

**COUNTY OF SAN JOAQUIN**  
**SCHEDULE 9**  
**DETAIL OF FINANCING SOURCES AND FINANCING USES**  
**GOVERNMENTAL FUNDS**  
**FISCAL YEAR 2013-2014**

**BUDGET UNIT**    4041800000 - EMERGENCY MEDICAL SERVICE AGCY  
**FUND**            10001 - GENERAL  
**FUNCTION**       HEALTH & SANITATION  
**ACTIVITY**        HEALTH

DETAIL BY REVENUE CATEGORY AND EXPENDITURE OBJECT	2011-2012 ACTUAL	2012-2013 ACTUAL	2013-2014 RECOMMENDED	2013-2014 ADOPTED BY BOARD OF SUPERVISORS
<b>REVENUES</b>				
LICENSES, PERMITS AND FRANCHISES	427,985	513,055	571,880	571,880
INTERGOVERNMENTAL REVENUES-STATE	85,396	114,807	110,000	110,000
INTERGOVERNMENTAL REVENUES-FEDERAL	312,126	89,638	340,000	340,000
CHARGES FOR SERVICES	186,367	220,157	348,400	348,400
MISCELLANEOUS REVENUES	170,982	170,270	124,000	124,000
TRANSFERS IN	58,233		10,924	10,924
<b>TOTAL REVENUES</b>	<b>1,241,089</b>	<b>1,107,927</b>	<b>1,505,204</b>	<b>1,505,204</b>
<b>EXPENDITURES/APPROPRIATIONS</b>				
SALARIES AND BENEFITS	654,701	782,304	986,734	986,734
SERVICES AND SUPPLIES	486,117	526,256	809,353	809,353
CAPITAL ASSETS-EQUIPMENT	2,693	21,283		
<b>TOTAL EXPENDITURES/APPROPRIATIONS</b>	<b>1,143,510</b>	<b>1,329,843</b>	<b>1,796,087</b>	<b>1,796,087</b>
<b>NET COST</b>	<b>(97,578)</b>	<b>221,915</b>	<b>290,883</b>	<b>290,883</b>

**COUNTY OF SAN JOAQUIN  
SCHEDULE 9  
DETAIL OF FINANCING SOURCES AND FINANCING USES  
GOVERNMENTAL FUNDS  
FISCAL YEAR 2013-2014**

**BUDGET UNIT**    4042000000 - ENVIRONMENTAL HEALTH  
**FUND**            10001 - GENERAL  
**FUNCTION**      HEALTH & SANITATION  
**ACTIVITY**       HEALTH

DETAIL BY REVENUE CATEGORY AND EXPENDITURE OBJECT	2011-2012 ACTUAL	2012-2013 ACTUAL	2013-2014 RECOMMENDED	2013-2014 ADOPTED BY BOARD OF SUPERVISORS
<b>REVENUES</b>				
INTERGOVERNMENTAL REVENUES-STATE	971,736	703,133	975,897	975,897
INTERGOVERNMENTAL REVENUES-FEDERAL		25,960		
CHARGES FOR SERVICES	5,231,225	5,185,252	5,046,948	5,046,948
MISCELLANEOUS REVENUES	370,961	340,250	750,681	750,681
<b>TOTAL REVENUES</b>	<b>6,573,921</b>	<b>6,254,595</b>	<b>6,773,526</b>	<b>6,773,526</b>
<b>EXPENDITURES/APPROPRIATIONS</b>				
SALARIES AND BENEFITS	6,874,736	6,613,856	7,507,582	7,507,582
SERVICES AND SUPPLIES	1,145,224	1,025,086	1,167,272	1,167,272
CAPITAL ASSETS-EQUIPMENT	26,381	102,747	16,700	16,700
COST REIMBURSEMENTS	(82,945)	(92,438)	(103,042)	(103,042)
<b>TOTAL EXPENDITURES/APPROPRIATIONS</b>	<b>7,963,397</b>	<b>7,649,251</b>	<b>8,588,512</b>	<b>8,588,512</b>
<b>NET COST</b>	<b>1,389,476</b>	<b>1,394,656</b>	<b>1,814,986</b>	<b>1,814,986</b>

**COUNTY OF SAN JOAQUIN**  
**SCHEDULE 9**  
**DETAIL OF FINANCING SOURCES AND FINANCING USES**  
**GOVERNMENTAL FUNDS**  
**FISCAL YEAR 2013-2014**

**BUDGET UNIT**    4045415000 - CALIFORNIA CHILDRENS SERVICES  
**FUND**            10001 - GENERAL  
**FUNCTION**       HEALTH & SANITATION  
**ACTIVITY**        HEALTH

DETAIL BY REVENUE CATEGORY AND EXPENDITURE OBJECT	2011-2012 ACTUAL	2012-2013 ACTUAL	2013-2014 RECOMMENDED	2013-2014 ADOPTED BY BOARD OF SUPERVISORS
<b>REVENUES</b>				
INTERGOVERNMENTAL REVENUES-STATE	4,380,461	3,560,527	4,355,603	4,355,603
CHARGES FOR SERVICES	1,810	1,450	3,000	3,000
MISCELLANEOUS REVENUES	20,933	80		
<b>TOTAL REVENUES</b>	<b>4,403,205</b>	<b>3,562,057</b>	<b>4,358,603</b>	<b>4,358,603</b>
<b>EXPENDITURES/APPROPRIATIONS</b>				
SALARIES AND BENEFITS	4,453,657	4,303,026	5,415,334	5,415,334
SERVICES AND SUPPLIES	179,215	205,706	215,453	215,453
OTHER CHARGES	13,337			
CAPITAL ASSETS-EQUIPMENT			10,000	10,000
COST REIMBURSEMENTS	(168)	(479)		
<b>TOTAL EXPENDITURES/APPROPRIATIONS</b>	<b>4,646,042</b>	<b>4,508,253</b>	<b>5,640,787</b>	<b>5,640,787</b>
<b>NET COST</b>	<b>242,836</b>	<b>946,195</b>	<b>1,282,184</b>	<b>1,282,184</b>

**COUNTY OF SAN JOAQUIN  
SCHEDULE 9  
DETAIL OF FINANCING SOURCES AND FINANCING USES  
GOVERNMENTAL FUNDS  
FISCAL YEAR 2013-2014**

**BUDGET UNIT**    4049100000 - CHILDREN & FAMILIES PROGRAM  
**FUND**            20041 - CHILDREN AND FAMILIES  
**FUNCTION**       HEALTH & SANITATION  
**ACTIVITY**        HEALTH

DETAIL BY REVENUE CATEGORY AND EXPENDITURE OBJECT	2011-2012 ACTUAL	2012-2013 ACTUAL	2013-2014 RECOMMENDED	2013-2014 ADOPTED BY BOARD OF SUPERVISORS
<b>REVENUES</b>				
MISCELLANEOUS REVENUES				
TRANSFERS IN	992,957	1,045,170	1,137,526	1,137,526
<b>TOTAL REVENUES</b>	<b>992,957</b>	<b>1,045,170</b>	<b>1,137,526</b>	<b>1,137,526</b>
<b>EXPENDITURES/APPROPRIATIONS</b>				
SALARIES AND BENEFITS	850,899	920,582	991,631	991,631
SERVICES AND SUPPLIES	142,058	124,588	145,895	145,895
<b>TOTAL EXPENDITURES/APPROPRIATIONS</b>	<b>992,957</b>	<b>1,045,170</b>	<b>1,137,526</b>	<b>1,137,526</b>
<b>NET COST</b>				

**COUNTY OF SAN JOAQUIN  
SCHEDULE 9  
DETAIL OF FINANCING SOURCES AND FINANCING USES  
GOVERNMENTAL FUNDS  
FISCAL YEAR 2013-2014**

**BUDGET UNIT**    4049400000 - HEALTH CARE CONTRIBUTION  
**FUND**            10001 - GENERAL  
**FUNCTION**       HEALTH & SANITATION  
**ACTIVITY**       HEALTH

DETAIL BY REVENUE CATEGORY AND EXPENDITURE OBJECT	2011-2012 ACTUAL	2012-2013 ACTUAL	2013-2014 RECOMMENDED	2013-2014 ADOPTED BY BOARD OF SUPERVISORS
<b>REVENUES</b>				
INTERGOVERNMENTAL REVENUES-STATE	14,886,505	13,982,808	12,207,322	12,207,322
TRANSFERS IN		7,647,400		
<b>TOTAL REVENUES</b>	<b>14,886,505</b>	<b>21,630,208</b>	<b>12,207,322</b>	<b>12,207,322</b>
<b>EXPENDITURES/APPROPRIATIONS</b>				
TRANSFERS OUT	28,766,933	36,497,287	26,583,332	26,583,332
<b>TOTAL EXPENDITURES/APPROPRIATIONS</b>	<b>28,766,933</b>	<b>36,497,287</b>	<b>26,583,332</b>	<b>26,583,332</b>
<b>NET COST</b>	<b>13,880,428</b>	<b>14,867,078</b>	<b>14,376,010</b>	<b>14,376,010</b>

**COUNTY OF SAN JOAQUIN  
SCHEDULE 9  
DETAIL OF FINANCING SOURCES AND FINANCING USES  
GOVERNMENTAL FUNDS  
FISCAL YEAR 2013-2014**

**BUDGET UNIT**    4049500000 - HEALTH CARE SERVICES ADMIN  
**FUND**            10001 - GENERAL  
**FUNCTION**       HEALTH & SANITATION  
**ACTIVITY**        HEALTH

DETAIL BY REVENUE CATEGORY AND EXPENDITURE OBJECT	2011-2012 ACTUAL	2012-2013 ACTUAL	2013-2014 RECOMMENDED	2013-2014 ADOPTED BY BOARD OF SUPERVISORS
<b>REVENUES</b>				
MISCELLANEOUS REVENUES	195,000			
<b>TOTAL REVENUES</b>	<b>195,000</b>			
<b>EXPENDITURES/APPROPRIATIONS</b>				
SALARIES AND BENEFITS	858,031	869,366	903,633	903,633
SERVICES AND SUPPLIES	242,483	270,678	393,731	393,731
COST REIMBURSEMENTS	(1,078,299)	(1,225,490)	(1,297,364)	(1,297,364)
<b>TOTAL EXPENDITURES/APPROPRIATIONS</b>	<b>22,215</b>	<b>(85,447)</b>		
<b>NET COST</b>	<b>(172,784)</b>	<b>(85,446)</b>		

**COUNTY OF SAN JOAQUIN  
SCHEDULE 9  
DETAIL OF FINANCING SOURCES AND FINANCING USES  
GOVERNMENTAL FUNDS  
FISCAL YEAR 2013-2014**

**BUDGET UNIT**    5050101000 - HUMAN SERVICES-ADMIN  
**FUND**            10001 - GENERAL  
**FUNCTION**       PUBLIC ASSISTANCE  
**ACTIVITY**        ADMINISTRATION

DETAIL BY REVENUE CATEGORY AND EXPENDITURE OBJECT	2011-2012 ACTUAL	2012-2013 ACTUAL	2013-2014 RECOMMENDED	2013-2014 ADOPTED BY BOARD OF SUPERVISORS
<b>REVENUES</b>				
INTERGOVERNMENTAL REVENUES-STATE	50,506,904	54,018,122	66,093,419	66,093,419
INTERGOVERNMENTAL REVENUES-FEDERAL	45,001,600	43,798,703	59,215,064	59,215,064
INTERGOVERNMENTAL REVENUES-OTHER		7,503	10,000	10,000
MISCELLANEOUS REVENUES	351,623	85,277	88,920	88,920
<b>TOTAL REVENUES</b>	<b>95,860,127</b>	<b>97,909,605</b>	<b>125,407,403</b>	<b>125,407,403</b>
<b>EXPENDITURES/APPROPRIATIONS</b>				
SALARIES AND BENEFITS	67,774,167	70,325,948	91,435,339	91,435,339
SERVICES AND SUPPLIES	39,741,247	36,986,426	44,500,142	44,500,142
OTHER CHARGES	1,157,537	1,793,245	1,110,000	1,110,000
CAPITAL ASSETS-EQUIPMENT	200,976	53,095	612,500	612,500
COST REIMBURSEMENTS	(2,184,370)	(3,369,980)	(2,907,451)	(2,907,451)
TRANSFERS OUT		2,544,000		
<b>TOTAL EXPENDITURES/APPROPRIATIONS</b>	<b>106,689,557</b>	<b>108,332,735</b>	<b>134,750,530</b>	<b>134,750,530</b>
<b>NET COST</b>	<b>10,829,429</b>	<b>10,423,129</b>	<b>9,343,127</b>	<b>9,343,127</b>

**COUNTY OF SAN JOAQUIN  
SCHEDULE 9  
DETAIL OF FINANCING SOURCES AND FINANCING USES  
GOVERNMENTAL FUNDS  
FISCAL YEAR 2013-2014**

**BUDGET UNIT**    5050106000 - HSA-CALWORKS ASSISTANCE  
**FUND**            10001 - GENERAL  
**FUNCTION**       PUBLIC ASSISTANCE  
**ACTIVITY**        AID PROGRAMS

DETAIL BY REVENUE CATEGORY AND EXPENDITURE OBJECT	2011-2012 ACTUAL	2012-2013 ACTUAL	2013-2014 RECOMMENDED	2013-2014 ADOPTED BY BOARD OF SUPERVISORS
<b>REVENUES</b>				
INTERGOVERNMENTAL REVENUES-STATE	14,708,770	15,998,318	14,481,667	14,481,667
INTERGOVERNMENTAL REVENUES-FEDERAL	75,628,101	71,975,417	77,204,213	77,204,213
MISCELLANEOUS REVENUES	84,874	9,766		
<b>TOTAL REVENUES</b>	<b>90,421,745</b>	<b>87,983,501</b>	<b>91,685,880</b>	<b>91,685,880</b>
<b>EXPENDITURES/APPROPRIATIONS</b>				
OTHER CHARGES	92,656,388	90,305,394	94,036,800	94,036,800
<b>TOTAL EXPENDITURES/APPROPRIATIONS</b>	<b>92,656,388</b>	<b>90,305,394</b>	<b>94,036,800</b>	<b>94,036,800</b>
<b>NET COST</b>	<b>2,234,643</b>	<b>2,321,893</b>	<b>2,350,920</b>	<b>2,350,920</b>

**COUNTY OF SAN JOAQUIN  
SCHEDULE 9  
DETAIL OF FINANCING SOURCES AND FINANCING USES  
GOVERNMENTAL FUNDS  
FISCAL YEAR 2013-2014**

**BUDGET UNIT**    5050107000 - HSA-FOSTER CARE  
**FUND**            10001 - GENERAL  
**FUNCTION**       PUBLIC ASSISTANCE  
**ACTIVITY**       AID PROGRAMS

DETAIL BY REVENUE CATEGORY AND EXPENDITURE OBJECT	2011-2012 ACTUAL	2012-2013 ACTUAL	2013-2014 RECOMMENDED	2013-2014 ADOPTED BY BOARD OF SUPERVISORS
<b>REVENUES</b>				
INTERGOVERNMENTAL REVENUES-STATE	40,026,079	44,069,763	45,183,491	45,183,491
INTERGOVERNMENTAL REVENUES-FEDERAL	8,809,284	10,797,683	10,688,328	10,688,328
TRANSFERS IN	1,129,873	1,132,909	1,110,000	1,110,000
<b>TOTAL REVENUES</b>	<b>49,965,236</b>	<b>56,000,355</b>	<b>56,981,819</b>	<b>56,981,819</b>
<b>EXPENDITURES/APPROPRIATIONS</b>				
OTHER CHARGES	30,462,398	35,382,336	36,979,692	36,979,692
CLEARING ACCOUNTS	771,493	354,586		
<b>TOTAL EXPENDITURES/APPROPRIATIONS</b>	<b>31,233,891</b>	<b>35,736,922</b>	<b>36,979,692</b>	<b>36,979,692</b>
<b>NET COST</b>	<b>(18,731,344)</b>	<b>(20,263,432)</b>	<b>(20,002,127)</b>	<b>(20,002,127)</b>

**COUNTY OF SAN JOAQUIN  
SCHEDULE 9  
DETAIL OF FINANCING SOURCES AND FINANCING USES  
GOVERNMENTAL FUNDS  
FISCAL YEAR 2013-2014**

**BUDGET UNIT** 5050108000 - HSA-ADOPTION ASSISTANCE  
**FUND** 10001 - GENERAL  
**FUNCTION** PUBLIC ASSISTANCE  
**ACTIVITY** AID PROGRAMS

DETAIL BY REVENUE CATEGORY AND EXPENDITURE OBJECT	2011-2012 ACTUAL	2012-2013 ACTUAL	2013-2014 RECOMMENDED	2013-2014 ADOPTED BY BOARD OF SUPERVISORS
<b>REVENUES</b>				
INTERGOVERNMENTAL REVENUES-STATE	9,042,689	9,382,986	9,775,613	9,775,613
INTERGOVERNMENTAL REVENUES-FEDERAL	7,890,145	8,003,968	8,668,670	8,668,670
<b>TOTAL REVENUES</b>	<b>16,932,834</b>	<b>17,386,954</b>	<b>18,444,283</b>	<b>18,444,283</b>
<b>EXPENDITURES/APPROPRIATIONS</b>				
OTHER CHARGES	19,967,741	20,531,541	21,699,156	21,699,156
<b>TOTAL EXPENDITURES/APPROPRIATIONS</b>	<b>19,967,741</b>	<b>20,531,541</b>	<b>21,699,156</b>	<b>21,699,156</b>
<b>NET COST</b>	<b>3,034,906</b>	<b>3,144,587</b>	<b>3,254,873</b>	<b>3,254,873</b>

**COUNTY OF SAN JOAQUIN**  
**SCHEDULE 9**  
**DETAIL OF FINANCING SOURCES AND FINANCING USES**  
**GOVERNMENTAL FUNDS**  
**FISCAL YEAR 2013-2014**

**BUDGET UNIT**    5050110000 - HSA-GENERAL ASSISTANCE  
**FUND**            10001 - GENERAL  
**FUNCTION**      PUBLIC ASSISTANCE  
**ACTIVITY**       GENERAL RELIEF

DETAIL BY REVENUE CATEGORY AND EXPENDITURE OBJECT	2011-2012 ACTUAL	2012-2013 ACTUAL	2013-2014 RECOMMENDED	2013-2014 ADOPTED BY BOARD OF SUPERVISORS
<b>EXPENDITURES/APPROPRIATIONS</b>				
OTHER CHARGES	3,561,432	3,636,910	3,902,035	3,902,035
<b>TOTAL EXPENDITURES/APPROPRIATIONS</b>	<b>3,561,432</b>	<b>3,636,910</b>	<b>3,902,035</b>	<b>3,902,035</b>
<b>NET COST</b>	<b>3,561,432</b>	<b>3,636,910</b>	<b>3,902,035</b>	<b>3,902,035</b>

**COUNTY OF SAN JOAQUIN  
SCHEDULE 9  
DETAIL OF FINANCING SOURCES AND FINANCING USES  
GOVERNMENTAL FUNDS  
FISCAL YEAR 2013-2014**

**BUDGET UNIT**    5050118000 - HSA-IN-HOME SUPPORTIVE SVS  
**FUND**            10001 - GENERAL  
**FUNCTION**       PUBLIC ASSISTANCE  
**ACTIVITY**       AID PROGRAMS

DETAIL BY REVENUE CATEGORY AND EXPENDITURE OBJECT	2011-2012 ACTUAL	2012-2013 ACTUAL	2013-2014 RECOMMENDED	2013-2014 ADOPTED BY BOARD OF SUPERVISORS
<b>REVENUES</b>				
INTERGOVERNMENTAL REVENUES-STATE	2,345,728	1,694,204	1,568,692	1,568,692
INTERGOVERNMENTAL REVENUES-FEDERAL	2,364,816	3,533,894	2,094,981	2,094,981
<b>TOTAL REVENUES</b>	<b>4,710,544</b>	<b>5,228,098</b>	<b>3,663,673</b>	<b>3,663,673</b>
<b>EXPENDITURES/APPROPRIATIONS</b>				
OTHER CHARGES	15,316,701	14,606,226	14,990,789	14,990,789
CLEARING ACCOUNTS	(5,100)	28,882		
<b>TOTAL EXPENDITURES/APPROPRIATIONS</b>	<b>15,311,600</b>	<b>14,635,109</b>	<b>14,990,789</b>	<b>14,990,789</b>
<b>NET COST</b>	<b>10,601,056</b>	<b>9,407,010</b>	<b>11,327,116</b>	<b>11,327,116</b>

**COUNTY OF SAN JOAQUIN  
SCHEDULE 9  
DETAIL OF FINANCING SOURCES AND FINANCING USES  
GOVERNMENTAL FUNDS  
FISCAL YEAR 2013-2014**

**BUDGET UNIT** 5050132000 - HSA-TEMPORARY HOMELESS SHELTER  
**FUND** 10001 - GENERAL  
**FUNCTION** PUBLIC ASSISTANCE  
**ACTIVITY** AID PROGRAMS

DETAIL BY REVENUE CATEGORY AND EXPENDITURE OBJECT	2011-2012 ACTUAL	2012-2013 ACTUAL	2013-2014 RECOMMENDED	2013-2014 ADOPTED BY BOARD OF SUPERVISORS
<b>REVENUES</b>				
INTERGOVERNMENTAL REVENUES-STATE	334,368	324,512	422,102	422,102
INTERGOVERNMENTAL REVENUES-FEDERAL	284,666	266,567	305,143	305,143
<b>TOTAL REVENUES</b>	<b>619,034</b>	<b>591,079</b>	<b>727,245</b>	<b>727,245</b>
<b>EXPENDITURES/APPROPRIATIONS</b>				
OTHER CHARGES	636,634	608,159	749,737	749,737
CLEARING ACCOUNTS	(172,369)	(8,090)		
<b>TOTAL EXPENDITURES/APPROPRIATIONS</b>	<b>464,265</b>	<b>600,069</b>	<b>749,737</b>	<b>749,737</b>
<b>NET COST</b>	<b>(154,769)</b>	<b>8,990</b>	<b>22,492</b>	<b>22,492</b>

**COUNTY OF SAN JOAQUIN  
SCHEDULE 9  
DETAIL OF FINANCING SOURCES AND FINANCING USES  
GOVERNMENTAL FUNDS  
FISCAL YEAR 2013-2014**

**BUDGET UNIT**    5050144000 - HSA-REFUGEE CASH ASSISTANCE  
**FUND**            10001 - GENERAL  
**FUNCTION**       PUBLIC ASSISTANCE  
**ACTIVITY**       AID PROGRAMS

DETAIL BY REVENUE CATEGORY AND EXPENDITURE OBJECT	2011-2012 ACTUAL	2012-2013 ACTUAL	2013-2014 RECOMMENDED	2013-2014 ADOPTED BY BOARD OF SUPERVISORS
<b>REVENUES</b>				
INTERGOVERNMENTAL REVENUES-FEDERAL	7,242	7,099	10,000	10,000
<b>TOTAL REVENUES</b>	<b>7,242</b>	<b>7,099</b>	<b>10,000</b>	<b>10,000</b>
<b>EXPENDITURES/APPROPRIATIONS</b>				
OTHER CHARGES	7,242	7,099	10,000	10,000
<b>TOTAL EXPENDITURES/APPROPRIATIONS</b>	<b>7,242</b>	<b>7,099</b>	<b>10,000</b>	<b>10,000</b>
<b>NET COST</b>				

**COUNTY OF SAN JOAQUIN  
SCHEDULE 9  
DETAIL OF FINANCING SOURCES AND FINANCING USES  
GOVERNMENTAL FUNDS  
FISCAL YEAR 2013-2014**

**BUDGET UNIT**    5053300000 - BURIALS  
**FUND**            10001 - GENERAL  
**FUNCTION**       PUBLIC ASSISTANCE  
**ACTIVITY**       GENERAL RELIEF

DETAIL BY REVENUE CATEGORY AND EXPENDITURE OBJECT	2011-2012 ACTUAL	2012-2013 ACTUAL	2013-2014 RECOMMENDED	2013-2014 ADOPTED BY BOARD OF SUPERVISORS
<b>REVENUES</b>				
LICENSES, PERMITS AND FRANCHISES	10,848	11,074	10,000	10,000
MISCELLANEOUS REVENUES	2,464	2,058	3,500	3,500
<b>TOTAL REVENUES</b>	<b>13,312</b>	<b>13,132</b>	<b>13,500</b>	<b>13,500</b>
<b>EXPENDITURES/APPROPRIATIONS</b>				
SERVICES AND SUPPLIES	26,194	26,553	30,000	30,000
<b>TOTAL EXPENDITURES/APPROPRIATIONS</b>	<b>26,194</b>	<b>26,553</b>	<b>30,000</b>	<b>30,000</b>
<b>NET COST</b>	<b>12,882</b>	<b>13,420</b>	<b>16,500</b>	<b>16,500</b>

**COUNTY OF SAN JOAQUIN  
SCHEDULE 9  
DETAIL OF FINANCING SOURCES AND FINANCING USES  
GOVERNMENTAL FUNDS  
FISCAL YEAR 2013-2014**

**BUDGET UNIT** 5053900000 - MARY GRAHAM CHILDRENS SHELTER  
**FUND** 10001 - GENERAL  
**FUNCTION** PUBLIC ASSISTANCE  
**ACTIVITY** OTHER ASSISTANCE

DETAIL BY REVENUE CATEGORY AND EXPENDITURE OBJECT	2011-2012 ACTUAL	2012-2013 ACTUAL	2013-2014 RECOMMENDED	2013-2014 ADOPTED BY BOARD OF SUPERVISORS
<b>REVENUES</b>				
INTERGOVERNMENTAL REVENUES-STATE	353,947	498,484	410,521	410,521
INTERGOVERNMENTAL REVENUES-FEDERAL	3,033,557	3,955,866	3,010,490	3,010,490
MISCELLANEOUS REVENUES		200		
<b>TOTAL REVENUES</b>	<b>3,387,504</b>	<b>4,454,550</b>	<b>3,421,011</b>	<b>3,421,011</b>
<b>EXPENDITURES/APPROPRIATIONS</b>				
SALARIES AND BENEFITS	4,100,329	4,033,217	4,248,338	4,248,338
SERVICES AND SUPPLIES	1,330,193	1,462,635	1,680,415	1,680,415
COST REIMBURSEMENTS	(52,406)	(46,852)	(41,307)	(41,307)
<b>TOTAL EXPENDITURES/APPROPRIATIONS</b>	<b>5,378,117</b>	<b>5,449,000</b>	<b>5,887,446</b>	<b>5,887,446</b>
<b>NET COST</b>	<b>1,990,612</b>	<b>994,450</b>	<b>2,466,435</b>	<b>2,466,435</b>

**COUNTY OF SAN JOAQUIN  
SCHEDULE 9  
DETAIL OF FINANCING SOURCES AND FINANCING USES  
GOVERNMENTAL FUNDS  
FISCAL YEAR 2013-2014**

**BUDGET UNIT**    5054000000 - COMMUNITY SERVICES  
**FUND**            10001 - GENERAL  
**FUNCTION**       PUBLIC ASSISTANCE  
**ACTIVITY**        OTHER ASSISTANCE

DETAIL BY REVENUE CATEGORY AND EXPENDITURE OBJECT	2011-2012 ACTUAL	2012-2013 ACTUAL	2013-2014 RECOMMENDED	2013-2014 ADOPTED BY BOARD OF SUPERVISORS
<b>REVENUES</b>				
TRANSFERS IN	147,764	147,735	147,735	147,735
<b>TOTAL REVENUES</b>	<b>147,764</b>	<b>147,735</b>	<b>147,735</b>	<b>147,735</b>
<b>EXPENDITURES/APPROPRIATIONS</b>				
OTHER CHARGES	263,308	331,015	262,735	400,985
COST REIMBURSEMENTS				(22,185)
<b>TOTAL EXPENDITURES/APPROPRIATIONS</b>	<b>263,308</b>	<b>331,015</b>	<b>262,735</b>	<b>378,800</b>
<b>NET COST</b>	<b>115,543</b>	<b>183,280</b>	<b>115,000</b>	<b>231,065</b>

**COUNTY OF SAN JOAQUIN  
SCHEDULE 9  
DETAIL OF FINANCING SOURCES AND FINANCING USES  
GOVERNMENTAL FUNDS  
FISCAL YEAR 2013-2014**

**BUDGET UNIT** 5054101000 - DEPT OF AGING-COMMUNITY SVS  
**FUND** 10001 - GENERAL  
**FUNCTION** PUBLIC ASSISTANCE  
**ACTIVITY** OTHER ASSISTANCE

DETAIL BY REVENUE CATEGORY AND EXPENDITURE OBJECT	2011-2012 ACTUAL	2012-2013 ACTUAL	2013-2014 RECOMMENDED	2013-2014 ADOPTED BY BOARD OF SUPERVISORS
<b>REVENUES</b>				
REVENUE FROM USE OF MONEY AND PROPERTY	12,073	9,877	11,135	11,135
INTERGOVERNMENTAL REVENUES-STATE	2,546,664	148,582	147,209	147,209
INTERGOVERNMENTAL REVENUES-FEDERAL	5,687,761	3,824,648	4,322,879	4,322,879
CHARGES FOR SERVICES	1,321	(40)		
MISCELLANEOUS REVENUES	114,517	172,262	183,734	183,734
TRANSFERS IN	38,412	644,828	1,275,373	1,275,373
<b>TOTAL REVENUES</b>	<b>8,400,748</b>	<b>4,800,157</b>	<b>5,940,330</b>	<b>5,940,330</b>
<b>EXPENDITURES/APPROPRIATIONS</b>				
SALARIES AND BENEFITS	5,228,468	4,311,437	4,958,127	4,958,127
SERVICES AND SUPPLIES	6,235,018	3,458,397	4,062,031	4,062,031
OTHER CHARGES	4,014	10,880		
CAPITAL ASSETS-EQUIPMENT		13,835		
COST REIMBURSEMENTS	(1,533,612)	(1,028,602)	(1,153,839)	(1,153,839)
<b>TOTAL EXPENDITURES/APPROPRIATIONS</b>	<b>9,933,889</b>	<b>6,765,947</b>	<b>7,866,319</b>	<b>7,866,319</b>
<b>NET COST</b>	<b>1,533,141</b>	<b>1,965,790</b>	<b>1,925,989</b>	<b>1,925,989</b>

**COUNTY OF SAN JOAQUIN  
SCHEDULE 9  
DETAIL OF FINANCING SOURCES AND FINANCING USES  
GOVERNMENTAL FUNDS  
FISCAL YEAR 2013-2014**

**BUDGET UNIT** 5055103000 - WIA-WORK INVESTMENT ACT  
**FUND** 20008 - WORKFORCE INVESTMENT ACT  
**FUNCTION** PUBLIC ASSISTANCE  
**ACTIVITY** OTHER ASSISTANCE

DETAIL BY REVENUE CATEGORY AND EXPENDITURE OBJECT	2011-2012 ACTUAL	2012-2013 ACTUAL	2013-2014 RECOMMENDED	2013-2014 ADOPTED BY BOARD OF SUPERVISORS
<b>REVENUES</b>				
INTERGOVERNMENTAL REVENUES-FEDERAL	11,401,079	10,773,565	11,601,312	11,601,312
INTERGOVERNMENTAL REVENUES-OTHER	382,206	331,757	400,000	400,000
CHARGES FOR SERVICES	820,174	816,254	1,085,000	1,085,000
MISCELLANEOUS REVENUES	27,502	23,810	279,787	279,787
<b>TOTAL REVENUES</b>	<b>12,630,961</b>	<b>11,945,385</b>	<b>13,366,099</b>	<b>13,366,099</b>
<b>EXPENDITURES/APPROPRIATIONS</b>				
SALARIES AND BENEFITS	8,183,131	8,131,463	9,216,132	9,216,132
SERVICES AND SUPPLIES	5,931,248	7,637,265	8,090,758	8,090,758
CAPITAL ASSETS-EQUIPMENT	10,839	16,660	64,000	64,000
COST REIMBURSEMENTS	(3,300,395)	(4,019,483)	(4,004,791)	(4,004,791)
<b>TOTAL EXPENDITURES/APPROPRIATIONS</b>	<b>10,824,823</b>	<b>11,765,905</b>	<b>13,366,099</b>	<b>13,366,099</b>
<b>NET COST</b>	<b>(1,806,137)</b>	<b>(179,479)</b>		

**COUNTY OF SAN JOAQUIN  
SCHEDULE 9  
DETAIL OF FINANCING SOURCES AND FINANCING USES  
GOVERNMENTAL FUNDS  
FISCAL YEAR 2013-2014**

**BUDGET UNIT**    5055246000 - NEIGHBORHOOD PRESERVATION  
**FUND**            10001 - GENERAL  
**FUNCTION**       PUBLIC ASSISTANCE  
**ACTIVITY**        OTHER ASSISTANCE

DETAIL BY REVENUE CATEGORY AND EXPENDITURE OBJECT	2011-2012 ACTUAL	2012-2013 ACTUAL	2013-2014 RECOMMENDED	2013-2014 ADOPTED BY BOARD OF SUPERVISORS
<b>REVENUES</b>				
INTERGOVERNMENTAL REVENUES-FEDERAL	7,352,393	7,044,514	9,897,144	9,897,144
MISCELLANEOUS REVENUES	223,271			
<b>TOTAL REVENUES</b>	<b>7,575,664</b>	<b>7,044,514</b>	<b>9,897,144</b>	<b>9,897,144</b>
<b>EXPENDITURES/APPROPRIATIONS</b>				
SALARIES AND BENEFITS	957,804	772,019	884,838	884,838
SERVICES AND SUPPLIES	56,086	59,659	81,284	81,284
OTHER CHARGES	7,366,938	7,112,227	9,596,114	9,596,114
COST REIMBURSEMENTS	(967,730)	(805,338)	(665,092)	(665,092)
<b>TOTAL EXPENDITURES/APPROPRIATIONS</b>	<b>7,413,099</b>	<b>7,138,568</b>	<b>9,897,144</b>	<b>9,897,144</b>
<b>NET COST</b>	<b>(162,564)</b>	<b>94,053</b>		

**COUNTY OF SAN JOAQUIN  
SCHEDULE 9  
DETAIL OF FINANCING SOURCES AND FINANCING USES  
GOVERNMENTAL FUNDS  
FISCAL YEAR 2013-2014**

**BUDGET UNIT** 505560000 - VETERANS SERVICE OFFICE  
**FUND** 10001 - GENERAL  
**FUNCTION** PUBLIC ASSISTANCE  
**ACTIVITY** VETERANS SERVICE

DETAIL BY REVENUE CATEGORY AND EXPENDITURE OBJECT	2011-2012 ACTUAL	2012-2013 ACTUAL	2013-2014 RECOMMENDED	2013-2014 ADOPTED BY BOARD OF SUPERVISORS
<b>REVENUES</b>				
INTERGOVERNMENTAL REVENUES-STATE	100,856	114,808	92,000	92,000
TRANSFERS IN			150,000	150,000
<b>TOTAL REVENUES</b>	<b>100,856</b>	<b>114,808</b>	<b>242,000</b>	<b>242,000</b>
<b>EXPENDITURES/APPROPRIATIONS</b>				
SALARIES AND BENEFITS	380,612	339,049	414,785	414,785
SERVICES AND SUPPLIES	34,064	22,319	34,246	34,246
COST REIMBURSEMENTS	(147,653)	(80,161)		
<b>TOTAL EXPENDITURES/APPROPRIATIONS</b>	<b>267,023</b>	<b>281,207</b>	<b>449,031</b>	<b>449,031</b>
<b>NET COST</b>	<b>166,166</b>	<b>166,398</b>	<b>207,031</b>	<b>207,031</b>

**COUNTY OF SAN JOAQUIN  
SCHEDULE 9  
DETAIL OF FINANCING SOURCES AND FINANCING USES  
GOVERNMENTAL FUNDS  
FISCAL YEAR 2013-2014**

**BUDGET UNIT**    5056500000 - COUNTY HEAD START  
**FUND**            20009 - HEAD START  
**FUNCTION**       PUBLIC ASSISTANCE  
**ACTIVITY**        OTHER ASSISTANCE

DETAIL BY REVENUE CATEGORY AND EXPENDITURE OBJECT	2011-2012 ACTUAL	2012-2013 ACTUAL	2013-2014 RECOMMENDED	2013-2014 ADOPTED BY BOARD OF SUPERVISORS
<b>REVENUES</b>				
REVENUE FROM USE OF MONEY AND PROPERTY	969	1,395		
INTERGOVERNMENTAL REVENUES-FEDERAL	26,726,042	25,203,597	24,495,389	24,495,389
MISCELLANEOUS REVENUES	26			
<b>TOTAL REVENUES</b>	<b>26,727,038</b>	<b>25,204,992</b>	<b>24,495,389</b>	<b>24,495,389</b>
<b>EXPENDITURES/APPROPRIATIONS</b>				
SALARIES AND BENEFITS	428,684	270,276	371,426	371,426
SERVICES AND SUPPLIES	163,034	108,976	250,824	250,824
OTHER CHARGES	26,135,320	24,805,740	23,873,139	23,873,139
<b>TOTAL EXPENDITURES/APPROPRIATIONS</b>	<b>26,727,038</b>	<b>25,184,992</b>	<b>24,495,389</b>	<b>24,495,389</b>
<b>NET COST</b>		<b>(20,000)</b>		

**COUNTY OF SAN JOAQUIN  
SCHEDULE 9  
DETAIL OF FINANCING SOURCES AND FINANCING USES  
GOVERNMENTAL FUNDS  
FISCAL YEAR 2013-2014**

**BUDGET UNIT**    6060900000 - COUNTY LIBRARY  
**FUND**            20018 - LIBRARY  
**FUNCTION**        EDUCATION  
**ACTIVITY**        LIBRARY SERVICES

DETAIL BY REVENUE CATEGORY AND EXPENDITURE OBJECT	2011-2012 ACTUAL	2012-2013 ACTUAL	2013-2014 RECOMMENDED	2013-2014 ADOPTED BY BOARD OF SUPERVISORS
<b>REVENUES</b>				
TAXES	4,640,607	5,017,303	4,933,600	4,933,600
REVENUE FROM USE OF MONEY AND PROPERTY	1,731	1,378	4,000	4,000
INTERGOVERNMENTAL REVENUES-STATE	58,837	57,702	56,000	56,000
INTERGOVERNMENTAL REVENUES-OTHER	119,956	120,434	117,000	117,000
CHARGES FOR SERVICES	18,972	272,087	140,000	140,000
TRANSFERS IN	119,346	104,194	173,351	173,351
<b>TOTAL REVENUES</b>	<b>4,959,450</b>	<b>5,573,099</b>	<b>5,423,951</b>	<b>5,423,951</b>
<b>EXPENDITURES/APPROPRIATIONS</b>				
SERVICES AND SUPPLIES	109,483	107,866	120,000	120,000
OTHER CHARGES	5,251,095	4,892,973	5,303,951	5,303,951
<b>TOTAL EXPENDITURES/APPROPRIATIONS</b>	<b>5,360,578</b>	<b>5,000,839</b>	<b>5,423,951</b>	<b>5,423,951</b>
<b>NET COST</b>	<b>401,128</b>	<b>(572,259)</b>		

**COUNTY OF SAN JOAQUIN  
SCHEDULE 9  
DETAIL OF FINANCING SOURCES AND FINANCING USES  
GOVERNMENTAL FUNDS  
FISCAL YEAR 2013-2014**

**BUDGET UNIT** 6061500000 - COOPERATIVE EXTENSION  
**FUND** 10001 - GENERAL  
**FUNCTION** EDUCATION  
**ACTIVITY** AGRICULTURE EDUCATION

DETAIL BY REVENUE CATEGORY AND EXPENDITURE OBJECT	2011-2012 ACTUAL	2012-2013 ACTUAL	2013-2014 RECOMMENDED	2013-2014 ADOPTED BY BOARD OF SUPERVISORS
<b>EXPENDITURES/APPROPRIATIONS</b>				
SALARIES AND BENEFITS	217,125	221,497	248,781	248,781
SERVICES AND SUPPLIES	65,726	74,156	96,062	96,062
COST REIMBURSEMENTS	(26,585)	(32,202)	(32,851)	(32,851)
<b>TOTAL EXPENDITURES/APPROPRIATIONS</b>	<b>256,266</b>	<b>263,452</b>	<b>311,992</b>	<b>311,992</b>
<b>NET COST</b>	<b>256,266</b>	<b>263,451</b>	<b>311,992</b>	<b>311,992</b>

**COUNTY OF SAN JOAQUIN  
SCHEDULE 9  
DETAIL OF FINANCING SOURCES AND FINANCING USES  
GOVERNMENTAL FUNDS  
FISCAL YEAR 2013-2014**

**BUDGET UNIT    7070300000 - PARKS AND RECREATION  
FUND            10001 - GENERAL  
FUNCTION       RECREATION  
ACTIVITY       RECREATION**

DETAIL BY REVENUE CATEGORY AND EXPENDITURE OBJECT	2011-2012 ACTUAL	2012-2013 ACTUAL	2013-2014 RECOMMENDED	2013-2014 ADOPTED BY BOARD OF SUPERVISORS
<b>REVENUES</b>				
REVENUE FROM USE OF MONEY AND PROPERTY	14	10		
CHARGES FOR SERVICES	1,535,716	1,538,579	1,905,500	1,905,500
MISCELLANEOUS REVENUES	1,233	1,802	1,700	1,700
TRANSFERS IN	65,000	2,807,934	1,153,670	1,153,670
<b>TOTAL REVENUES</b>	<b>1,601,963</b>	<b>4,348,326</b>	<b>3,060,870</b>	<b>3,060,870</b>
<b>EXPENDITURES/APPROPRIATIONS</b>				
SALARIES AND BENEFITS	3,977,818	3,318,202	3,420,475	3,420,475
SERVICES AND SUPPLIES	1,714,485	1,797,502	1,834,171	1,834,171
OTHER CHARGES	1,287	1,463	6,200	6,200
CAPITAL ASSETS-EQUIPMENT		4,435	23,000	23,000
COST REIMBURSEMENTS	(315,090)	(346,868)	(294,587)	(294,587)
<b>TOTAL EXPENDITURES/APPROPRIATIONS</b>	<b>5,378,501</b>	<b>4,774,735</b>	<b>4,989,259</b>	<b>4,989,259</b>
<b>NET COST</b>	<b>3,776,537</b>	<b>426,409</b>	<b>1,928,389</b>	<b>1,928,389</b>

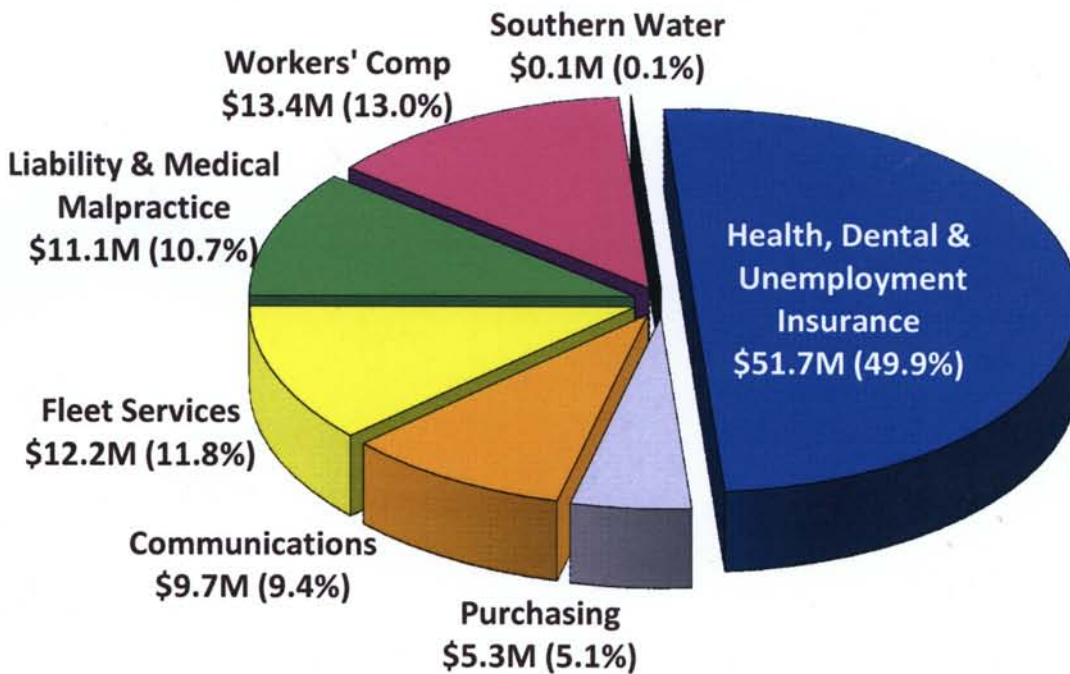
**COUNTY OF SAN JOAQUIN  
SCHEDULE 9  
DETAIL OF FINANCING SOURCES AND FINANCING USES  
GOVERNMENTAL FUNDS  
FISCAL YEAR 2013-2014**

**BUDGET UNIT**    7070800000 - CULTURAL SERVICES  
**FUND**            10001 - GENERAL  
**FUNCTION**       RECREATION  
**ACTIVITY**       CULTURAL SERVICES

DETAIL BY REVENUE CATEGORY AND EXPENDITURE OBJECT	2011-2012 ACTUAL	2012-2013 ACTUAL	2013-2014 RECOMMENDED	2013-2014 ADOPTED BY BOARD OF SUPERVISORS
<b>EXPENDITURES/APPROPRIATIONS</b>				
OTHER CHARGES	275,000	303,000	303,000	333,300
<b>TOTAL EXPENDITURES/APPROPRIATIONS</b>	<b>275,000</b>	<b>303,000</b>	<b>303,000</b>	<b>333,300</b>
<b>NET COST</b>	<b>275,000</b>	<b>303,000</b>	<b>303,000</b>	<b>333,300</b>

# Internal Service Funds

## 2013-2014 Internal Service Operations



**Total: \$103.5 Million**  
(Accrual Basis)

**COUNTY OF SAN JOAQUIN  
SCHEDULE 10  
OPERATION OF INTERNAL SERVICE FUND  
FISCAL YEAR 2013-2014**

FUND TITLE SERVICE ACTIVITY	FLEET SERVICES OTHER GENERAL				
OPERATING DETAIL		2011-2012 ACTUAL	2012-2013 ACTUAL	2013-2014 RECOMMENDED	2013-2014 ADOPTED BY BOARD OF SUPERVISORS
<b>OPERATING REVENUES</b>					
EQUIPMENT RENTAL		5,789,213	6,600,906	7,300,000	7,300,000
USER FEES		2,810,118	1,803,074	1,910,000	1,910,000
OTHER		225,767	202,872	540,000	540,000
<b>TOTAL OPERATING REVENUES</b>		<b>8,825,098</b>	<b>8,606,852</b>	<b>9,750,000</b>	<b>9,750,000</b>
<b>OPERATING EXPENSES</b>					
SALARIES AND BENEFITS		2,680,594	2,720,299	3,215,879	3,215,879
SERVICES AND SUPPLIES		5,450,065	6,121,291	6,952,212	6,952,212
DEPRECIATION AND AMORTIZATION		1,548,680	1,533,576	2,020,000	2,020,000
<b>TOTAL OPERATING EXPENSES</b>		<b>9,679,339</b>	<b>10,375,166</b>	<b>12,188,091</b>	<b>12,188,091</b>
<b>OPERATING INCOME/(LOSS)</b>		<b>(854,241)</b>	<b>(1,768,314)</b>	<b>(2,438,091)</b>	<b>(2,438,091)</b>
<b>NON-OPERATING REVENUES/(EXPENSES)</b>					
INTERGOVERNMENTAL REVENUES			42,000	164,000	164,000
INTEREST/INVESTMENT INCOME AND/OR GAIN		48,522	30,488	50,000	50,000
INTEREST/INVESTMENT (EXPENSE) AND/OR (LOSS)		(6,969)	(21,763)		
GAIN/(LOSS) ON SALES OF CAPITAL ASSETS		176,071	8,065	30,000	30,000
INSURANCE RECOVERY		82,518	48,350	50,000	50,000
<b>TOTAL NON-OPERATING REVENUES/(EXPENSES)</b>		<b>300,142</b>	<b>107,140</b>	<b>294,000</b>	<b>294,000</b>
<b>INCOME BEFORE CAPITAL CONTRIBUTIONS AND TRANSFERS</b>		<b>(554,099)</b>	<b>(1,661,174)</b>	<b>(2,144,091)</b>	<b>(2,144,091)</b>
TRANSFER IN/(OUT)		(434,500)			
<b>CHANGE IN NET ASSETS</b>		<b>(988,599)</b>	<b>(1,661,174)</b>	<b>(2,144,091)</b>	<b>(2,144,091)</b>
<b>NET ASSETS</b>					
BEGINNING BALANCE		25,380,261	24,391,662	22,730,488	22,730,488
NET INCOME/(LOSS) AFTER CONTRIBUTED CAPITAL		(988,599)	(1,661,174)	(2,144,091)	(2,144,091)
ENDING BALANCE					
DESIGNATED-REPLACEMENT VEHICLES		14,892,963	15,644,116	14,777,921	14,777,921
DESIGNATED-INVENTORIES		620,567	549,774	550,000	550,000
DESIGNATED-INVESTED IN CAPITAL ASSETS		5,268,513	4,855,638	5,701,833	5,701,833
UNDESIGNATED		3,609,619	1,680,960	(443,357)	(443,357)
<b>MEMO ENTRY FOR CAPITAL ASSETS/EXPENSES</b>		<b>577,077</b>	<b>1,068,717</b>	<b>2,866,195</b>	<b>2,866,195</b>

**COUNTY OF SAN JOAQUIN  
SCHEDULE 10  
OPERATION OF INTERNAL SERVICE FUND  
FISCAL YEAR 2013-2014**

**FUND TITLE      OFFICE AUTOMATION  
SERVICE ACTIVITY      OTHER GENERAL**

OPERATING DETAIL	2011-2012 ACTUAL	2012-2013 ACTUAL	2013-2014 RECOMMENDED	2013-2014 ADOPTED BY BOARD OF SUPERVISORS
<b>OPERATING REVENUES</b>				
EQUIPMENT RENTAL	843,151	932,068	1,352,742	1,352,742
USER FEES	123,590	118,283	165,645	165,645
<b>TOTAL OPERATING REVENUES</b>	<b>966,741</b>	<b>1,050,351</b>	<b>1,518,387</b>	<b>1,518,387</b>
<b>OPERATING EXPENSES</b>				
SERVICES AND SUPPLIES	317,193	266,856	219,263	219,263
DEPRECIATION AND AMORTIZATION	554,936	826,832	1,220,225	1,220,225
<b>TOTAL OPERATING EXPENSES</b>	<b>872,129</b>	<b>1,093,688</b>	<b>1,439,488</b>	<b>1,439,488</b>
<b>OPERATING INCOME/(LOSS)</b>	<b>94,612</b>	<b>(43,337)</b>	<b>78,899</b>	<b>78,899</b>
<b>NON-OPERATING REVENUES/(EXPENSES)</b>				
INTEREST/INVESTMENT INCOME AND/OR GAIN	1,094	931	1,041	1,041
INTEREST/INVESTMENT (EXPENSE) AND/OR (LOSS)	(60,506)	(62,053)	(79,940)	(79,940)
<b>TOTAL NON-OPERATING REVENUES/(EXPENSES)</b>	<b>(59,412)</b>	<b>(61,122)</b>	<b>(78,899)</b>	<b>(78,899)</b>
<b>INCOME BEFORE CAPITAL CONTRIBUTIONS AND TRANSFERS</b>	<b>35,200</b>	<b>(104,459)</b>		
TRANSFER IN/(OUT)		463,000		
<b>CHANGE IN NET ASSETS</b>	<b>35,200</b>	<b>358,541</b>		
<b>NET ASSETS</b>				
BEGINNING BALANCE	777,825	813,025	1,171,566	1,171,566
NET INCOME/(LOSS) AFTER CONTRIBUTED CAPITAL	35,200	358,541		
ENDING BALANCE	813,025	1,171,566	1,171,566	1,171,566

**COUNTY OF SAN JOAQUIN  
SCHEDULE 10  
OPERATION OF INTERNAL SERVICE FUND  
FISCAL YEAR 2013-2014**

FUND TITLE SERVICE ACTIVITY	PURCHASING OTHER GENERAL				
OPERATING DETAIL		2011-2012 ACTUAL	2012-2013 ACTUAL	2013-2014 RECOMMENDED	2013-2014 ADOPTED BY BOARD OF SUPERVISORS
<b>OPERATING REVENUES</b>					
USER FEES		5,592,244	5,807,422	5,452,500	5,452,500
<b>TOTAL OPERATING REVENUES</b>		<b>5,592,244</b>	<b>5,807,422</b>	<b>5,452,500</b>	<b>5,452,500</b>
<b>OPERATING EXPENSES</b>					
SERVICES AND SUPPLIES		5,594,620	5,809,391	5,266,478	5,266,478
<b>TOTAL OPERATING EXPENSES</b>		<b>5,594,620</b>	<b>5,809,391</b>	<b>5,266,478</b>	<b>5,266,478</b>
<b>OPERATING INCOME/(LOSS)</b>		<b>(2,376)</b>	<b>(1,969)</b>	<b>188,022</b>	<b>188,022</b>
<b>NON-OPERATING REVENUES/(EXPENSES)</b>					
INTEREST/INVESTMENT INCOME AND/OR GAIN		2,377	1,969	2,000	2,000
<b>TOTAL NON-OPERATING REVENUES/(EXPENSES)</b>		<b>2,377</b>	<b>1,969</b>	<b>2,000</b>	<b>2,000</b>
<b>INCOME BEFORE CAPITAL CONTRIBUTIONS AND TRANSFERS</b>		<b>1</b>		<b>188,022</b>	<b>188,022</b>
TRANSFER IN/(OUT)					
<b>CHANGE IN NET ASSETS</b>		<b>1</b>		<b>188,022</b>	<b>188,022</b>
<b>NET ASSETS</b>					
BEGINNING BALANCE		464,120	464,121	464,121	464,121
NET INCOME/(LOSS) AFTER CONTRIBUTED CAPITAL		1		188,022	188,022
ENDING BALANCE		464,121	464,121	652,143	652,143

**COUNTY OF SAN JOAQUIN  
SCHEDULE 10  
OPERATION OF INTERNAL SERVICE FUND  
FISCAL YEAR 2013-2014**

**FUND TITLE      RADIO COMMUNICATIONS  
SERVICE ACTIVITY      OTHER GENERAL**

OPERATING DETAIL	2011-2012 ACTUAL	2012-2013 ACTUAL	2013-2014 RECOMMENDED	2013-2014 ADOPTED BY BOARD OF SUPERVISORS
<b>OPERATING REVENUES</b>				
EQUIPMENT RENTAL	223,513	221,857	435,771	435,771
USER FEES	1,608,704	2,053,017	1,890,321	1,890,321
MISCELLANEOUS REVENUES	213,797	194,540	23,582	23,582
<b>TOTAL OPERATING REVENUES</b>	<b>2,046,014</b>	<b>2,469,414</b>	<b>2,349,674</b>	<b>2,349,674</b>
<b>OPERATING EXPENSES</b>				
SERVICES AND SUPPLIES	1,531,972	1,704,776	2,275,742	2,275,742
DEPRECIATION AND AMORTIZATION	895,434	1,098,147	22,807	22,807
<b>TOTAL OPERATING EXPENSES</b>	<b>2,427,406</b>	<b>2,802,923</b>	<b>2,298,549</b>	<b>2,298,549</b>
<b>OPERATING INCOME/(LOSS)</b>	<b>(381,392)</b>	<b>(333,509)</b>	<b>51,125</b>	<b>51,125</b>
<b>NON-OPERATING REVENUES/(EXPENSES)</b>				
INTEREST/INVESTMENT INCOME AND/OR GAIN	8,274	3,979	5,922	5,922
INTEREST/INVESTMENT (EXPENSE) AND/OR (LOSS)	(82,384)	(79,418)	(57,047)	(57,047)
<b>TOTAL NON-OPERATING REVENUES/(EXPENSES)</b>	<b>(74,110)</b>	<b>(75,439)</b>	<b>(51,125)</b>	<b>(51,125)</b>
<b>INCOME BEFORE CAPITAL CONTRIBUTIONS AND TRANSFERS</b>	<b>(455,502)</b>	<b>(408,948)</b>		
TRANSFER IN/(OUT)	928,439			
<b>CHANGE IN NET ASSETS</b>	<b>472,937</b>	<b>(408,948)</b>		
<b>NET ASSETS</b>				
BEGINNING BALANCE	6,229,429	6,702,366	6,293,418	6,293,418
NET INCOME/(LOSS) AFTER CONTRIBUTED CAPITAL	472,937	(408,948)		
ENDING BALANCE				
DESIGNATED - INVESTED IN CAPITAL ASSETS	3,142,403	3,967,715	4,355,136	4,355,136
UNDESIGNATED	3,559,963	2,325,703	1,938,282	1,938,282

**COUNTY OF SAN JOAQUIN  
SCHEDULE 10  
OPERATION OF INTERNAL SERVICE FUND  
FISCAL YEAR 2013-2014**

FUND TITLE	SELF-INSURANCE - CASUALTY			
SERVICE ACTIVITY	OTHER GENERAL			
OPERATING DETAIL	2011-2012 ACTUAL	2012-2013 ACTUAL	2013-2014 RECOMMENDED	2013-2014 ADOPTED BY BOARD OF SUPERVISORS
<b>OPERATING REVENUES</b>				
CHARGES FOR SERVICES	10,776,621	7,686,957	5,222,000	5,222,000
<b>TOTAL OPERATING REVENUES</b>	<b>10,776,621</b>	<b>7,686,957</b>	<b>5,222,000</b>	<b>5,222,000</b>
<b>OPERATING EXPENSES</b>				
LIABILITY CLAIMS AND LOSS ADJUSTMENT	2,351,663	291,960	3,399,000	3,399,000
INSURANCE	2,345,045	1,542,001	1,806,235	1,806,235
SERVICES AND SUPPLIES	1,986,823	1,479,101	1,903,435	1,903,435
DEPRECIATION AND AMORTIZATION	337	494		
<b>TOTAL OPERATING EXPENSES</b>	<b>6,683,868</b>	<b>3,313,556</b>	<b>7,108,670</b>	<b>7,108,670</b>
<b>OPERATING INCOME/(LOSS)</b>	<b>4,092,753</b>	<b>4,373,401</b>	<b>(1,886,670)</b>	<b>(1,886,670)</b>
<b>NON-OPERATING REVENUES/(EXPENSES)</b>				
INTEREST/INVESTMENT INCOME AND/OR GAIN	17,723	27,611	92,000	92,000
MISCELLANEOUS REVENUES	648,407	(67,754)		
INSURANCE RECOVERY	424,101			
<b>TOTAL NON-OPERATING REVENUES/(EXPENSES)</b>	<b>1,090,231</b>	<b>(40,143)</b>	<b>92,000</b>	<b>92,000</b>
<b>INCOME BEFORE CAPITAL CONTRIBUTIONS AND TRANSFERS</b>	<b>5,182,984</b>	<b>4,333,258</b>	<b>(1,794,670)</b>	<b>(1,794,670)</b>
TRANSFER IN/(OUT)		(4,148,388)		
<b>CHANGE IN NET ASSETS</b>	<b>5,182,984</b>	<b>184,870</b>	<b>(1,794,670)</b>	<b>(1,794,670)</b>
<b>NET ASSETS</b>				
BEGINNING BALANCE	3,730,268	8,913,252	9,098,122	9,098,122
NET INCOME/(LOSS) AFTER CONTRIBUTED CAPITAL	5,182,984	184,870	(1,794,670)	(1,794,670)
ENDING BALANCE	8,913,252	9,098,122	7,303,452	7,303,452

**COUNTY OF SAN JOAQUIN  
SCHEDULE 10  
OPERATION OF INTERNAL SERVICE FUND  
FISCAL YEAR 2013-2014**

**FUND TITLE      SELF-INSURANCE - DENTAL  
SERVICE ACTIVITY      OTHER GENERAL**

OPERATING DETAIL	2011-2012 ACTUAL	2012-2013 ACTUAL	2013-2014 RECOMMENDED	2013-2014 ADOPTED BY BOARD OF SUPERVISORS
<b>OPERATING REVENUES</b>				
CHARGES FOR SERVICES	5,432,448	5,517,448	5,483,726	5,483,726
<b>TOTAL OPERATING REVENUES</b>	<b>5,432,448</b>	<b>5,517,448</b>	<b>5,483,726</b>	<b>5,483,726</b>
<b>OPERATING EXPENSES</b>				
LIABILITY CLAIMS AND LOSS ADJUSTMENT	4,975,454	4,906,906	5,640,614	5,640,614
SERVICES AND SUPPLIES	80,258	87,317	81,761	81,761
<b>TOTAL OPERATING EXPENSES</b>	<b>5,055,712</b>	<b>4,994,223</b>	<b>5,722,375</b>	<b>5,722,375</b>
<b>OPERATING INCOME/(LOSS)</b>	<b>376,736</b>	<b>523,225</b>	<b>(238,649)</b>	<b>(238,649)</b>
<b>NON-OPERATING REVENUES/(EXPENSES)</b>				
INTEREST/INVESTMENT INCOME AND/OR GAIN	8,644	6,033	11,000	11,000
<b>TOTAL NON-OPERATING REVENUES/(EXPENSES)</b>	<b>8,644</b>	<b>6,033</b>	<b>11,000</b>	<b>11,000</b>
<b>INCOME BEFORE CAPITAL CONTRIBUTIONS AND TRANSFERS</b>	<b>385,380</b>	<b>529,258</b>	<b>(227,649)</b>	<b>(227,649)</b>
TRANSFER IN/(OUT)				
<b>CHANGE IN NET ASSETS</b>	<b>385,380</b>	<b>529,258</b>	<b>(227,649)</b>	<b>(227,649)</b>
<b>NET ASSETS</b>				
BEGINNING BALANCE	1,953,881	2,339,261	2,868,519	2,868,519
NET INCOME/(LOSS) AFTER CONTRIBUTED CAPITAL	385,380	529,258	(227,649)	(227,649)
ENDING BALANCE	2,339,261	2,868,519	2,640,870	2,640,870

**COUNTY OF SAN JOAQUIN  
SCHEDULE 10  
OPERATION OF INTERNAL SERVICE FUND  
FISCAL YEAR 2013-2014**

FUND TITLE	SELF INSURANCE - MEDICAL			
SERVICE ACTIVITY	OTHER GENERAL			
OPERATING DETAIL	2011-2012 ACTUAL	2012-2013 ACTUAL	2013-2014 RECOMMENDED	2013-2014 ADOPTED BY BOARD OF SUPERVISORS
<b>OPERATING REVENUES</b>				
CHARGES FOR SERVICES	49,337,767	46,051,087	42,928,848	42,928,848
OTHER	281,903	298,742	320,000	320,000
<b>TOTAL OPERATING REVENUES</b>	<b>49,619,670</b>	<b>46,349,829</b>	<b>43,248,848</b>	<b>43,248,848</b>
<b>OPERATING EXPENSES</b>				
LIABILITY CLAIMS AND LOSS ADJUSTMENT	37,935,947	38,242,999	40,865,002	40,865,002
INSURANCE	2,041,415	1,978,088	3,032,512	3,032,512
SERVICES AND SUPPLIES	617,710	638,486	816,540	816,540
<b>TOTAL OPERATING EXPENSES</b>	<b>40,595,072</b>	<b>40,859,573</b>	<b>44,714,054</b>	<b>44,714,054</b>
<b>OPERATING INCOME/(LOSS)</b>	<b>9,024,598</b>	<b>5,490,256</b>	<b>(1,465,206)</b>	<b>(1,465,206)</b>
<b>NON-OPERATING REVENUES/(EXPENSES)</b>				
INTEREST/INVESTMENT INCOME AND/OR GAIN	123,261	64,224	156,000	156,000
<b>TOTAL NON-OPERATING REVENUES/(EXPENSES)</b>	<b>123,261</b>	<b>64,224</b>	<b>156,000</b>	<b>156,000</b>
<b>INCOME BEFORE CAPITAL CONTRIBUTIONS AND TRANSFERS</b>	<b>9,147,859</b>	<b>5,554,480</b>	<b>(1,309,206)</b>	<b>(1,309,206)</b>
TRANSFER IN/(OUT)				
<b>CHANGE IN NET ASSETS</b>	<b>9,147,859</b>	<b>5,554,480</b>	<b>(1,309,206)</b>	<b>(1,309,206)</b>
<b>NET ASSETS</b>				
BEGINNING BALANCE	16,717,664	25,865,523	31,420,003	31,420,003
NET INCOME/(LOSS) AFTER CONTRIBUTED CAPITAL	9,147,859	5,554,480	(1,309,206)	(1,309,206)
ENDING BALANCE	25,865,523	31,420,003	30,110,797	30,110,797

**COUNTY OF SAN JOAQUIN  
SCHEDULE 10  
OPERATION OF INTERNAL SERVICE FUND  
FISCAL YEAR 2013-2014**

**FUND TITLE**      **SELF-INSURANCE - MEDICAL MALPRACTICE**  
**SERVICE ACTIVITY**      **OTHER GENERAL**

OPERATING DETAIL	2011-2012 ACTUAL	2012-2013 ACTUAL	2013-2014 RECOMMENDED	2013-2014 ADOPTED BY BOARD OF SUPERVISORS
<b>OPERATING REVENUES</b>				
CHARGES FOR SERVICES		2,953,650	3,839,000	3,839,000
<b>TOTAL OPERATING REVENUES</b>		<b>2,953,650</b>	<b>3,839,000</b>	<b>3,839,000</b>
<b>OPERATING EXPENSES</b>				
LIABILITY CLAIMS AND LOSS ADJUSTMENT		746,220	2,191,000	2,191,000
INSURANCE		1,465,674	1,400,500	1,400,500
SERVICES AND SUPPLIES		104,945	443,129	443,129
<b>TOTAL OPERATING EXPENSES</b>		<b>2,316,839</b>	<b>4,034,629</b>	<b>4,034,629</b>
<b>OPERATING INCOME/(LOSS)</b>		<b>636,811</b>	<b>(195,629)</b>	<b>(195,629)</b>
<b>NON-OPERATING REVENUES/(EXPENSES)</b>				
INTEREST/INVESTMENT INCOME AND/OR GAIN		22,839	40,000	40,000
<b>TOTAL NON-OPERATING REVENUES/(EXPENSES)</b>		<b>22,839</b>	<b>40,000</b>	<b>40,000</b>
<b>INCOME BEFORE CAPITAL CONTRIBUTIONS AND TRANSFERS</b>		<b>659,650</b>	<b>(155,629)</b>	<b>(155,629)</b>
TRANSFER IN/(OUT)		4,145,512		
<b>CHANGE IN NET ASSETS</b>		<b>4,805,162</b>	<b>(155,629)</b>	<b>(155,629)</b>
<b>NET ASSETS</b>				
BEGINNING BALANCE			4,805,162	4,805,162
NET INCOME/(LOSS) AFTER CONTRIBUTED CAPITAL		4,805,162	(155,629)	(155,629)
ENDING BALANCE		4,805,162	4,649,533	4,649,533

**COUNTY OF SAN JOAQUIN  
SCHEDULE 10  
OPERATION OF INTERNAL SERVICE FUND  
FISCAL YEAR 2013-2014**

FUND TITLE	SELF INSURANCE - UNEMPLOYMENT			
SERVICE ACTIVITY	OTHER GENERAL			
OPERATING DETAIL	2011-2012 ACTUAL	2012-2013 ACTUAL	2013-2014 RECOMMENDED	2013-2014 ADOPTED BY BOARD OF SUPERVISORS
<b>OPERATING REVENUES</b>				
CHARGES FOR SERVICES	2,176,587	2,191,880	2,212,600	2,212,600
<b>TOTAL OPERATING REVENUES</b>	<b>2,176,587</b>	<b>2,191,880</b>	<b>2,212,600</b>	<b>2,212,600</b>
<b>OPERATING EXPENSES</b>				
LIABILITY CLAIMS AND LOSS ADJUSTMENT	2,219,275	1,331,433	1,245,000	1,245,000
SERVICES AND SUPPLIES	13,561	11,160	12,904	12,904
<b>TOTAL OPERATING EXPENSES</b>	<b>2,232,836</b>	<b>1,342,593</b>	<b>1,257,904</b>	<b>1,257,904</b>
<b>OPERATING INCOME/(LOSS)</b>	<b>(56,249)</b>	<b>849,287</b>	<b>954,696</b>	<b>954,696</b>
<b>NON-OPERATING REVENUES/(EXPENSES)</b>				
INTEREST/INVESTMENT INCOME AND/OR GAIN	6,536	5,104	11,000	11,000
<b>TOTAL NON-OPERATING REVENUES/(EXPENSES)</b>	<b>6,536</b>	<b>5,104</b>	<b>11,000</b>	<b>11,000</b>
<b>INCOME BEFORE CAPITAL CONTRIBUTIONS AND TRANSFERS</b>	<b>(49,713)</b>	<b>854,391</b>	<b>965,696</b>	<b>965,696</b>
TRANSFER IN/(OUT)				
<b>CHANGE IN NET ASSETS</b>	<b>(49,713)</b>	<b>854,391</b>	<b>965,696</b>	<b>965,696</b>
<b>NET ASSETS</b>				
BEGINNING BALANCE	1,719,027	1,669,314	2,523,705	2,523,705
NET INCOME/(LOSS) AFTER CONTRIBUTED CAPITAL	(49,713)	854,391	965,696	965,696
ENDING BALANCE	1,669,314	2,523,705	3,489,401	3,489,401

**COUNTY OF SAN JOAQUIN  
SCHEDULE 10  
OPERATION OF INTERNAL SERVICE FUND  
FISCAL YEAR 2013-2014**

FUND TITLE	SELF INSURANCE - WORKERS' COMPENSATION			
SERVICE ACTIVITY	OTHER GENERAL			
OPERATING DETAIL	2011-2012 ACTUAL	2012-2013 ACTUAL	2013-2014 RECOMMENDED	2013-2014 ADOPTED BY BOARD OF SUPERVISORS
<b>OPERATING REVENUES</b>				
CHARGES FOR SERVICES	9,678,000	8,100,000	8,900,000	8,900,000
<b>TOTAL OPERATING REVENUES</b>	<b>9,678,000</b>	<b>8,100,000</b>	<b>8,900,000</b>	<b>8,900,000</b>
<b>OPERATING EXPENSES</b>				
LIABILITY CLAIMS AND LOSS ADJUSTMENT	8,318,174	9,003,652	10,019,000	10,019,000
INSURANCE	756,717	1,088,322	1,200,000	1,200,000
SERVICES AND SUPPLIES	1,516,699	659,123	2,208,617	2,208,617
MISCELLANEOUS				
DEPRECIATION AND AMORTIZATION				
<b>TOTAL OPERATING EXPENSES</b>	<b>10,591,590</b>	<b>10,751,097</b>	<b>13,427,617</b>	<b>13,427,617</b>
<b>OPERATING INCOME/(LOSS)</b>	<b>(913,590)</b>	<b>(2,651,097)</b>	<b>(4,527,617)</b>	<b>(4,527,617)</b>
<b>NON-OPERATING REVENUES/(EXPENSES)</b>				
INTEREST/INVESTMENT INCOME AND/OR GAIN	182,849	103,926	221,000	221,000
<b>TOTAL NON-OPERATING REVENUES/(EXPENSES)</b>	<b>182,849</b>	<b>103,926</b>	<b>221,000</b>	<b>221,000</b>
<b>INCOME BEFORE CAPITAL CONTRIBUTIONS AND TRANSFERS</b>	<b>(730,741)</b>	<b>(2,547,171)</b>	<b>(4,306,617)</b>	<b>(4,306,617)</b>
TRANSFER IN/(OUT)				
<b>CHANGE IN NET ASSETS</b>	<b>(730,741)</b>	<b>(2,547,171)</b>	<b>(4,306,617)</b>	<b>(4,306,617)</b>
<b>NET ASSETS</b>				
BEGINNING BALANCE	24,435,079	23,704,338	21,157,167	21,157,167
NET INCOME/(LOSS) AFTER CONTRIBUTED CAPITAL	(730,741)	(2,547,171)	(4,306,617)	(4,306,617)
ENDING BALANCE	23,704,338	21,157,167	16,850,550	16,850,550

**COUNTY OF SAN JOAQUIN  
SCHEDULE 10  
OPERATION OF INTERNAL SERVICE FUND  
FISCAL YEAR 2013-2014**

FUND TITLE				
SERVICE ACTIVITY				
	SOUTHERN WATER			
	OTHER PROTECTION			
OPERATING DETAIL	2011-2012 ACTUAL	2012-2013 ACTUAL	2013-2014 RECOMMENDED	2013-2014 ADOPTED BY BOARD OF SUPERVISORS
<b>OPERATING REVENUES</b>				
CHARGES FOR SERVICES	57,335	57,335	57,335	57,335
<b>TOTAL OPERATING REVENUES</b>	<b>57,335</b>	<b>57,335</b>	<b>57,335</b>	<b>57,335</b>
<b>OPERATING EXPENSES</b>				
DEPRECIATION AND AMORTIZATION	58,152	7,560	5,000	5,000
<b>TOTAL OPERATING EXPENSES</b>	<b>58,152</b>	<b>7,560</b>	<b>5,000</b>	<b>5,000</b>
<b>OPERATING INCOME/(LOSS)</b>	<b>(817)</b>	<b>49,775</b>	<b>52,335</b>	<b>52,335</b>
<b>NON-OPERATING REVENUES/(EXPENSES)</b>				
INTEREST/INVESTMENT INCOME AND/OR GAIN	605	198	200	200
INTEREST/INVESTMENT (EXPENSE) AND/OR (LOSS)	(19,694)	(16,682)	(16,000)	(16,000)
<b>TOTAL NON-OPERATING REVENUES/(EXPENSES)</b>	<b>(19,089)</b>	<b>(16,484)</b>	<b>(15,800)</b>	<b>(15,800)</b>
<b>INCOME BEFORE CAPITAL CONTRIBUTIONS AND TRANSFERS</b>	<b>(19,906)</b>	<b>33,291</b>	<b>36,535</b>	<b>36,535</b>
TRANSFER IN/(OUT)				
<b>CHANGE IN NET ASSETS</b>	<b>(19,906)</b>	<b>33,291</b>	<b>36,535</b>	<b>36,535</b>
<b>NET ASSETS</b>				
BEGINNING BALANCE	186,304	166,398	199,689	199,689
NET INCOME/(LOSS) AFTER CONTRIBUTED CAPITAL	(19,906)	33,291	36,535	36,535
ENDING BALANCE				
DESIGNATED - INVESTED IN CAPITAL ASSETS	25,041	17,487	12,487	12,487
UNDESIGNATED	141,357	182,202	223,737	223,737

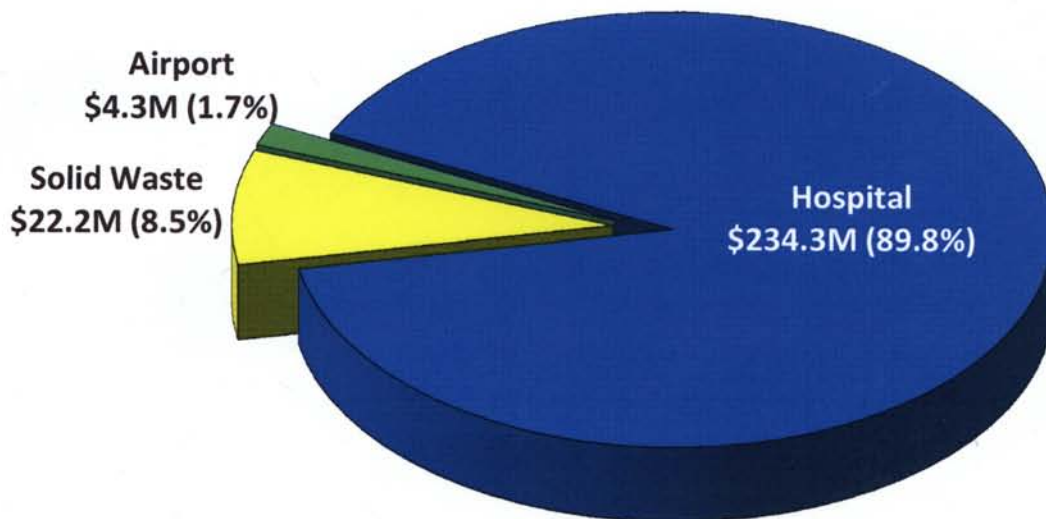
**COUNTY OF SAN JOAQUIN  
SCHEDULE 10  
OPERATION OF INTERNAL SERVICE FUND  
FISCAL YEAR 2013-2014**

FUND TITLE SERVICE ACTIVITY	TELEPHONE OTHER GENERAL				
OPERATING DETAIL		2011-2012 ACTUAL	2012-2013 ACTUAL	2013-2014 RECOMMENDED	2013-2014 ADOPTED BY BOARD OF SUPERVISORS
<b>OPERATING REVENUES</b>					
EQUIPMENT RENTAL		357,709	411,784	376,557	376,557
USER FEES		4,761,973	4,706,979	5,496,448	5,496,448
MISCELLANEOUS REVENUES		2,907	1,148	1,050	1,050
<b>TOTAL OPERATING REVENUES</b>		<b>5,122,589</b>	<b>5,119,911</b>	<b>5,874,055</b>	<b>5,874,055</b>
<b>OPERATING EXPENSES</b>					
SALARIES AND BENEFITS		1,515,520	1,579,997	1,581,453	1,581,453
SERVICES AND SUPPLIES		3,813,992	2,945,149	3,916,045	3,916,045
FIXED ASSETS/DEPRECIATION		456,630	404,111	376,557	376,557
<b>TOTAL OPERATING EXPENSES</b>		<b>5,786,142</b>	<b>4,929,257</b>	<b>5,874,055</b>	<b>5,874,055</b>
<b>OPERATING INCOME/(LOSS)</b>		<b>(663,553)</b>	<b>190,654</b>		
<b>NON-OPERATING REVENUES/(EXPENSES)</b>					
INTEREST/INVESTMENT INCOME AND/OR GAIN		593	(314)		
<b>TOTAL NON-OPERATING REVENUES/(EXPENSES)</b>		<b>593</b>	<b>(314)</b>		
<b>INCOME BEFORE CAPITAL CONTRIBUTIONS AND TRANSFERS</b>		<b>(662,960)</b>	<b>190,340</b>		
TRANSFER IN /(OUT)					
<b>CHANGE IN NET ASSETS</b>		<b>(662,960)</b>	<b>190,340</b>		
<b>NET ASSETS</b>					
BEGINNING BALANCE		1,777,627	1,114,667	1,305,007	1,305,007
NET INCOME/(LOSS) AFTER CONTRIBUTED CAPITAL		(662,960)	190,340		
ENDING BALANCE					
DESIGNATED - INVESTED IN CAPITAL ASSETS		1,356,313	998,641	605,747	605,747
UNDESIGNATED		(241,646)	306,366	699,260	699,260

# Enterprise Funds

---

## 2013-2014 Enterprise Operations



**Total: \$260.8 Million**  
(Accrual Basis)

**COUNTY OF SAN JOAQUIN  
SCHEDULE 11  
OPERATION OF ENTERPRISE FUND  
FISCAL YEAR 2013-2014**

FUND TITLE	AIRPORT			
SERVICE ACTIVITY	TRANSPORTATION			
OPERATING DETAIL		2011-2012 ACTUAL	2012-2013 ACTUAL	2013-2014 RECOMMENDED
		2013-2014 ADOPTED BY BOARD OF SUPERVISORS		
<b>OPERATING REVENUES</b>				
RENTAL INCOME		1,061,429	1,203,856	1,248,509
CHARGES FOR SERVICES		648,408	488,197	696,295
OTHER INCOME		440,546	404,271	416,000
<b>TOTAL OPERATING REVENUES</b>		<b>2,150,383</b>	<b>2,096,324</b>	<b>2,360,804</b>
<b>OPERATING EXPENSES</b>				
SALARIES AND BENEFITS		747,898	865,255	1,088,141
SERVICES AND SUPPLIES		172,250	211,147	251,959
SERVICES FROM COUNTY DEPARTMENTS		317,055	364,696	307,442
INSURANCE		204,560	192,532	185,420
OTHER CHARGES		573,367	567,348	617,030
DEPRECIATION AND AMORTIZATION		1,644,325	1,606,029	1,600,000
<b>TOTAL OPERATING EXPENSES</b>		<b>3,659,455</b>	<b>3,807,007</b>	<b>4,049,992</b>
<b>OPERATING INCOME/(LOSS)</b>		<b>(1,509,072)</b>	<b>(1,710,683)</b>	<b>(1,689,188)</b>
<b>NON-OPERATING REVENUES/(EXPENSES)</b>				
INTEREST/INVESTMENT INCOME AND/OR GAIN		2,135	2,641	5,000
INTEREST/INVESTMENT (EXPENSE) AND/OR (LOSS)		(168,105)	(153,488)	(131,845)
GAIN/(LOSS) ON SALES OF CAPITAL ASSETS		(1,522)	13,189	(1,000)
<b>TOTAL NON-OPERATING REVENUES/(EXPENSES)</b>		<b>(167,492)</b>	<b>(137,658)</b>	<b>(127,845)</b>
<b>INCOME BEFORE CAPITAL CONTRIBUTIONS AND TRANSFERS</b>		<b>(1,676,564)</b>	<b>(1,848,341)</b>	<b>(1,817,033)</b>
CAPITAL GRANTS		855,895	276,796	2,222,000
TRANSFER IN/(OUT)				
COUNTY CONTRIBUTION		242,310	702,625	621,825
TRANSFER IN/(OUT)				(118,650)
<b>CHANGE IN NET ASSETS</b>		<b>(578,359)</b>	<b>(868,920)</b>	<b>908,142</b>
<b>NET ASSETS</b>				
BEGINNING BALANCE		15,492,291	14,913,932	14,045,012
NET INCOME/(LOSS) AFTER CONTRIBUTED CAPITAL		(578,359)	(868,920)	908,142
ENDING BALANCE				
DESIGNATED - INVESTED IN CAPITAL ASSETS		14,208,195	13,568,212	14,721,612
UNDESIGNATED		705,737	476,800	231,542
<b>MEMO ENTRY FOR CAPITAL ASSETS/EXPENSES</b>		<b>771,236</b>	<b>708,034</b>	<b>2,753,400</b>

**COUNTY OF SAN JOAQUIN  
SCHEDULE 11  
OPERATION OF ENTERPRISE FUND  
FISCAL YEAR 2013-2014**

**FUND TITLE      HOSPITAL  
SERVICE ACTIVITY      HEALTH**

OPERATING DETAIL	2011-2012 ACTUAL	2012-2013 ACTUAL	2013-2014 RECOMMENDED	2013-2014 ADOPTED BY BOARD OF SUPERVISORS
<b>OPERATING REVENUES</b>				
INTERGOVERNMENTAL REVENUES	100,170,737	90,014,807	87,309,307	87,309,307
CHARGES FOR SERVICES	104,675,876	119,553,164	133,638,867	133,638,867
<b>TOTAL OPERATING REVENUES</b>	<b>204,846,613</b>	<b>209,567,971</b>	<b>220,948,174</b>	<b>220,948,174</b>
<b>OPERATING EXPENSES</b>				
SALARIES AND BENEFITS	145,127,884	149,651,878	166,091,644	166,091,644
SERVICES AND SUPPLIES	49,543,306	47,317,758	45,242,795	45,242,795
SERVICES FROM COUNTY DEPARTMENTS	3,805,936	2,329,270	2,669,706	2,669,706
INSURANCE	5,856,733	4,829,498	5,657,092	5,657,092
OTHER CHARGES	5,660,337	5,977,358	6,218,917	6,218,917
DEPRECIATION AND AMORTIZATION	6,706,146	6,952,553	7,459,517	7,459,517
<b>TOTAL OPERATING EXPENSES</b>	<b>216,700,342</b>	<b>217,058,315</b>	<b>233,339,671</b>	<b>233,339,671</b>
<b>OPERATING INCOME/(LOSS)</b>	<b>(11,853,729)</b>	<b>(7,490,344)</b>	<b>(12,391,497)</b>	<b>(12,391,497)</b>
<b>NON-OPERATING REVENUES/(EXPENSES)</b>				
INTEREST/INVESTMENT INCOME AND/OR GAIN	498,888			
INTEREST/INVESTMENT (EXPENSE) AND/OR (LOSS)	(3,276,616)	(1,483,346)	(976,308)	(976,308)
OTHER REVENUES/(EXPENSES)				
<b>TOTAL NON-OPERATING REVENUES/(EXPENSES)</b>	<b>(2,777,728)</b>	<b>(1,483,346)</b>	<b>(976,308)</b>	<b>(976,308)</b>
<b>INCOME BEFORE CAPITAL CONTRIBUTIONS AND TRANSFERS</b>	<b>(14,631,457)</b>	<b>(8,973,690)</b>	<b>(13,367,805)</b>	<b>(13,367,805)</b>
CAPITAL GRANTS	2,538,093			
TRANSFER IN/(OUT)				
COUNTY CONTRIBUTION	9,482,197	6,614,957	9,482,197	9,482,197
COUNTY CONTRIBUTION-REQUIRED MATCH	2,138,054	2,138,054	2,138,054	2,138,054
COUNTY CONTRIBUTION-REALIGNMENT	12,591,292	13,272,969	10,601,253	10,601,253
<b>CHANGE IN NET ASSETS</b>	<b>12,118,179</b>	<b>13,052,290</b>	<b>8,853,699</b>	<b>8,853,699</b>
<b>NET ASSETS</b>				
BEGINNING BALANCE	70,619,490	82,737,669	95,789,959	95,789,959
NET INCOME/(LOSS) AFTER CONTRIBUTED CAPITAL	12,118,179	13,052,290	8,853,699	8,853,699
ENDING BALANCE				
DESIGNATED - INVESTED IN CAPITAL ASSETS	27,323,329	27,699,689	30,588,388	30,588,388
UNDESIGNATED	55,414,340	68,090,270	74,055,270	74,055,270
<b>MEMO ENTRY FOR CAPITAL ASSETS/EXPENSES</b>	<b>12,061,816</b>	<b>12,588,913</b>	<b>16,313,216</b>	<b>16,313,216</b>

**COUNTY OF SAN JOAQUIN  
SCHEDULE 11  
OPERATION OF ENTERPRISE FUND  
FISCAL YEAR 2013-2014**

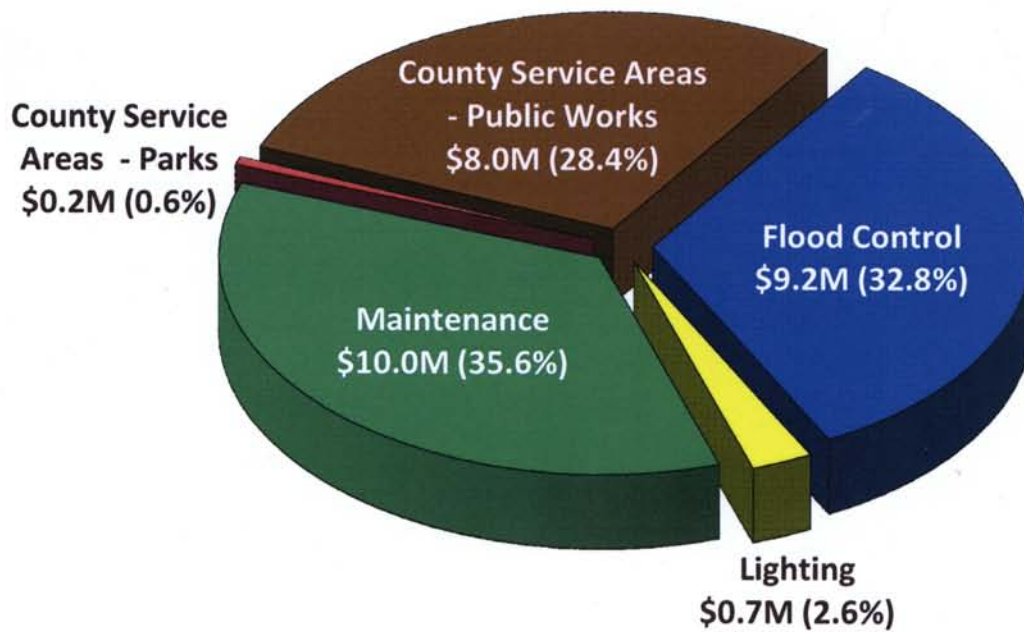
FUND TITLE SERVICE ACTIVITY	SOLID WASTE SANITATION				
OPERATING DETAIL		2011-2012 ACTUAL	2012-2013 ACTUAL	2013-2014 RECOMMENDED	2013-2014 ADOPTED BY BOARD OF SUPERVISORS
<b>OPERATING REVENUES</b>					
CHARGES FOR SERVICES		14,912,533	15,880,349	16,262,212	16,262,212
MISCELLANEOUS REVENUES		1,487,775	950,937	2,821,302	2,821,302
<b>TOTAL OPERATING REVENUES</b>		<b>16,400,308</b>	<b>16,831,286</b>	<b>19,083,514</b>	<b>19,083,514</b>
<b>OPERATING EXPENSES</b>					
SALARIES AND BENEFITS		6,970,543	6,720,298	7,311,510	7,311,510
SERVICES AND SUPPLIES		4,705,884	4,559,324	6,343,176	6,343,176
SERVICES FROM COUNTY DEPARTMENTS		1,207,518	1,373,809	1,348,648	1,348,648
INSURANCE		422,896	471,378	446,902	446,902
OTHER CHARGES		2,142,043	2,303,230	2,375,065	2,375,065
DEPRECIATION AND AMORTIZATION		2,736,529	2,114,415	2,754,994	2,754,994
<b>TOTAL OPERATING EXPENSES</b>		<b>18,185,413</b>	<b>17,542,454</b>	<b>20,580,295</b>	<b>20,580,295</b>
<b>OPERATING INCOME/(LOSS)</b>		<b>(1,785,105)</b>	<b>(711,168)</b>	<b>(1,496,781)</b>	<b>(1,496,781)</b>
<b>NON-OPERATING REVENUES/(EXPENSES)</b>					
INTEREST/INVESTMENT INCOME AND/OR GAIN		35,725	23,631	27,700	27,700
INTEREST/INVESTMENT (EXPENSE) AND/OR (LOSS)		(854,143)	(725,669)	(758,750)	(758,750)
GAIN/(LOSS) ON SALES OF CAPITAL ASSETS		5,193	2,113		
<b>TOTAL NON-OPERATING REVENUES/(EXPENSES)</b>		<b>(813,225)</b>	<b>(699,925)</b>	<b>(731,050)</b>	<b>(731,050)</b>
<b>INCOME BEFORE CAPITAL CONTRIBUTIONS AND TRANSFERS</b>		<b>(2,598,330)</b>	<b>(1,411,093)</b>	<b>(2,227,831)</b>	<b>(2,227,831)</b>
<b>TRANSFER IN/(OUT)</b>					
TRANSFES IN FROM AB 939 FUND		2,333,736	2,083,777	2,804,772	2,804,772
TRANSFER OUT TO AB 939 FUND		(690,403)	(729,129)	(756,400)	(756,400)
INTERFUND TRANSFER IN/(OUT)					
<b>CHANGE IN NET ASSETS</b>		<b>(954,997)</b>	<b>(56,445)</b>	<b>(179,459)</b>	<b>(179,459)</b>
<b>NET ASSETS</b>					
BEGINNING BALANCE		6,347,929	5,392,932	5,336,487	5,336,487
NET INCOME/(LOSS) AFTER CONTRIBUTED CAPITAL		(954,997)	(56,445)	(179,459)	(179,459)
ENDING BALANCE					
DESIGNATED - INVESTED IN CAPITAL ASSETS		3,401,350	2,675,384	3,246,390	3,246,390
UNDESIGNATED		1,991,582	2,661,103	1,910,638	1,910,638
<b>MEMO ENTRY FOR CAPITAL ASSETS/EXPENSES</b>		<b>3,126,992</b>	<b>1,388,449</b>	<b>3,326,000</b>	<b>3,326,000</b>

**COUNTY OF SAN JOAQUIN  
SCHEDULE 11  
OPERATION OF ENTERPRISE FUND  
FISCAL YEAR 2013-2014**

FUND TITLE SERVICE ACTIVITY	SOLID WASTE CLOSURE SANITATION			
OPERATING DETAIL	2011-2012 ACTUAL	2012-2013 ACTUAL	2013-2014 RECOMMENDED	2013-2014 ADOPTED BY BOARD OF SUPERVISORS
<b>NON-OPERATING REVENUES/(EXPENSES)</b>				
GASB 18 LIABILITY	(11,322,416)	(11,535,186)	(11,685,039)	(11,685,039)
GASB 18 LIABILITY - ADJUSTMENT	11,000,560	11,318,061	11,535,186	11,535,186
<b>TOTAL NON-OPERATING REVENUES/(EXPENSES)</b>	<b>(321,856)</b>	<b>(217,125)</b>	<b>(149,853)</b>	<b>(149,853)</b>
<b>INCOME BEFORE CAPITAL CONTRIBUTIONS AND TRANSFERS</b>	<b>(321,856)</b>	<b>(217,125)</b>	<b>(149,853)</b>	<b>(149,853)</b>
TRANSFER IN/(OUT)				
<b>CHANGE IN NET ASSETS</b>	<b>(321,856)</b>	<b>(217,125)</b>	<b>(149,853)</b>	<b>(149,853)</b>
<b>NET ASSETS</b>				
BEGINNING BALANCE	(5,846,399)	(6,168,255)	(6,385,380)	(6,385,380)
NET INCOME/(LOSS) AFTER CONTRIBUTED CAPITAL	(321,856)	(217,125)	(149,853)	(149,853)
ENDING BALANCE				
HARNEY LANE POST CLOSURE	(2,311,055)	(2,158,021)	(1,940,073)	(1,940,073)
FOOTHILL CLOSURE	(1,537,462)	(1,444,740)	(1,344,845)	(1,344,845)
CORRAL HOLLOW CLOSURE	(698,163)	(958,826)	(1,224,702)	(1,224,702)
NORTH COUNTY CLOSURE	(1,626,728)	(1,824,591)	(2,026,411)	(2,026,411)
RESERVED FOR MARKET VALUE APPRECIATION	5,153	798	798	798
<b>TOTAL NET ASSETS-ENDING BALANCE</b>	<b>(6,168,255)</b>	<b>(6,385,380)</b>	<b>(6,535,233)</b>	<b>(6,535,233)</b>

# Special Districts

## 2013-2014 Special District Operations



**Total: \$28.1 Million**

**COUNTY OF SAN JOAQUIN**  
**SCHEDULE 12**  
**FUND BALANCE - SPECIAL DISTRICTS AND OTHER AGENCIES**  
**FISCAL YEAR 2013-2014**

FUND NO	DISTRICT NAME	TOTAL FINANCING SOURCES				TOTAL FINANCING USES		
		FUND BALANCE UNRESERVED/ UNDESIGNATED JUNE 30, 2013	DECREASES TO RESERVES/ DESIGNATIONS	ADDITIONAL FINANCING SOURCES	TOTAL FINANCING SOURCES	FINANCING USES	INCREASES TO RESERVES/ DESIGNATIONS	TOTAL FINANCING USES
<b>COUNTY SERVICE AREAS-PARKS</b>								
30101	CSA 1 BOGGS TRACT PARK	(5,739)	5,739	11,706	11,706	11,706		11,706
30201	CSA 2 MADISON PARK			25,014	25,014	25,014		25,014
30301	CSA 3 GARDEN ACRES-EASTSIDE PARK			39,940	39,940	39,940		39,940
30401	CSA 4 LATHROP PARK			13,367	13,367	13,367		13,367
30501	CSA 5 RAYMUS VILLAGE PARK			15,818	15,818	15,818		15,818
30801	CSA 8 TAFT PARK			31,206	31,206	31,206		31,206
31101	CSA 11 LARCH CLOVER PARK			4,684	4,684	4,684		4,684
34801	CSA 48 WOODBRIDGE COMMUNITY PARK	8,446		22,740	31,185	26,367	4,819	31,185
<b>TOTAL CSA-PARKS</b>		<b>2,707</b>	<b>5,739</b>	<b>164,474</b>	<b>172,919</b>	<b>168,101</b>	<b>4,819</b>	<b>172,919</b>
<b>COUNTY SERVICE AREAS-PUBLIC WORKS</b>								
30331	CSA 3A TALLAHATCHEY TERRACE	6,728	1,864	3,788	12,380	12,380		12,380
31201	CSA 12 THORTON	(79,124)	151,362	141,706	213,944	213,944		213,944
31261	CSA 12 THORTON-DEBT SERVICE							
31401	CSA 14 VICTOR	36,945		70	37,014	26,593	10,421	37,014
31461	CSA 14 VICTOR-DEBT SERVICE	718			718		718	718
31501	CSA 15 WATERLOO-99	(121,253)	329,401	179,480	387,628	387,628		387,628
31601	CSA 16 PAR COUNTRY ESTATES	95,531		127,593	223,124	213,230	9,894	223,124
31701	CSA 17 CHEROKEE INDUSTRIAL PARK	190,475	290	19,772	210,536	210,536		210,536
31801	CSA 18 FAIRWAY ESTATES	88,244	849	34,900	123,993	123,993		123,993
32101	CSA 21 OAK CREEK	10,900		9,803	20,703	17,619	3,085	20,703
32301	CSA 23 GRANDA GLEN	4,146	2,764	8,309	15,219	15,219		15,219
32401	CSA 24 MOZNETT ESTATES	48,367		21,046	69,413	56,826	12,587	69,413
32501	CSA 25 CAPEWOOD ESTATES	13,252		504	13,756	13,374	382	13,756
32901	CSA 29 FOREST LAKE RANCHETTES	48,017	8,163	8,449	64,629	64,629		64,629
33001	CSA 30 MANTECA INDUSTRIAL PARK	112,176	31,935	42,178	186,289	186,289		186,289
33101	CSA 31 FLAG CITY	193,144		183,257	376,401	332,606	43,795	376,401
33131	CSA 31 FLAG CITY-NITRATE TREATMENT	90,199		99,313	189,512	159,616	29,896	189,512
33192	CSA 31 FLAG CITY-SEWER	(141,006)	407,787	804,974	1,071,755	1,071,755		1,071,755
33501	CSA 35 SANTOS RANCH-LOS RANCHOS	61,243	43,174	84,295	188,712	188,712		188,712
33597	CSA 35 SANTOS RANCH-LOS RANCHOS-WATER	1,995			1,995		1,995	1,995
33601	CSA 36 LLOYD LANE	20,684	381	1,307	22,372	22,372		22,372
33631	CSA 36A LLOYD LANE ZONE A	5,373	4,631	904	10,908	10,908		10,908

**COUNTY OF SAN JOAQUIN**  
**SCHEDULE 12**  
**FUND BALANCE - SPECIAL DISTRICTS AND OTHER AGENCIES**  
**FISCAL YEAR 2013-2014**

FUND NO	DISTRICT NAME	TOTAL FINANCING SOURCES				TOTAL FINANCING USES		
		FUND BALANCE UNRESERVED/ UNDESIGNATED JUNE 30, 2013	DECREASES TO RESERVES/ DESIGNATIONS	ADDITIONAL FINANCING SOURCES	TOTAL FINANCING SOURCES	FINANCING USES	INCREASES TO RESERVES/ DESIGNATIONS	TOTAL FINANCING USES
33632	CSA 36B LLOYD LANE ZONE B	10,691	8,555	1,943	21,189	21,189		21,189
33701	CSA 37 MARTY COURT	4,908	1,387	1,221	7,516	7,516		7,516
34101	CSA 41 EAGLECREST	25,341		6,077	31,419	31,261	158	31,419
34114	CSA 41N TIERRA DEL SOL ZONE N	22,444		38,572	61,016	60,940	76	61,016
34131	CSA 41 ZONE C	(2,830)	2,830					
34201	CSA 42 BLATT ESTATES	11,267		3,929	15,196	15,068	128	15,196
34301	CSA 43 CLEMENTS	74,072		52,385	126,457	122,531	3,926	126,457
34331	CSA 43D CLEMENTS ZONE D	13,153	209	4,789	18,152	18,152		18,152
34401	CSA 44 FAIR OAKS	162,228	40,685	147,647	350,560	350,560		350,560
34431	CSA 44E CASTELLO ESTATES ZONE E	(184,423)	380,975	250,296	446,848	446,848		446,848
34441	CSA 44G LINNE ESTATES ZONE G	(202,910)	426,607	317,835	541,532	541,532		541,532
34461	CSA 44 FAIR OAKS-DEBT SERVICE		29,164	600	29,764	29,764		29,764
34501	CSA 45 LOCKEFORD BLUFFS	10,367		5,113	15,480	14,800	680	15,480
34601	CSA 46 MORADA NORTH	14,283	66,168	519,894	600,345	600,345		600,345
34631	CSA 46L HEATHER MOORE ESTATES ZONE L	1,094		599	1,693	1,307	386	1,693
34694	CSA 46 MORADA NORTH-WATER		331,206	100	331,306	331,306		331,306
34701	CSA 47 HEMPSTEAD COURT	21,269	9,986	1,080	32,335	32,335		32,335
34831	CSA 48K WOODBRIDGE MAIN STREET ZONE K	15,852	4,633	11,894	32,379	32,379		32,379
34901	CSA 49L RURAL INTERSECTION SAFETY LIGHTING ZONE L	4,982	5,347	4,389	14,718	14,718		14,718
34931	CSA 49L-1 RURAL INTERSECTION SAFETY LIGHTING ZONE L-1	7,444	9,173	7,296	23,913	23,913		23,913
35001	CSA 50 PATTERSON PASS BUSINESS PARK	6,194		42,045	48,239	41,788	6,451	48,239
35101	CSA 51 ACAMPO VILLAGE		6,036	1,058	7,094	7,094		7,094
35201	CSA 52 BLOSSOM COURT	12,481		3,430	15,911	13,036	2,875	15,911
35301	CSA 53 HOUSEHOLD HAZARDOUS WASTE MANAGEMENT	544,671		898,300	1,442,971	948,400	494,571	1,442,971
35339	CSA 53 HOUSEHOLD HAZARDOUS WASTE CLOSURE	194			194		194	194
35401	CSA 54 NATIONAL POLLUTION DISCHARGE ELIMINATION SYSTEM	301,182		697,465	998,647	879,200	119,447	998,647
35501	CSA 55 SHAYLYNN ESTATES	8,547		1,512	10,059	9,962	97	10,059
35531	CSA 55C STONEGATE ESTATES ZONE C	21,246		8,002	29,248	22,282	6,966	29,248
30601	CSA 56 PETERS	8,876		4,169	13,046	12,410	636	13,046
<b>TOTAL CSA-PUBLIC WORKS</b>		<b>1,599,379</b>	<b>2,305,562</b>	<b>4,803,287</b>	<b>8,708,228</b>	<b>7,958,865</b>	<b>749,363</b>	<b>8,708,228</b>

**COUNTY OF SAN JOAQUIN**  
**SCHEDULE 12**  
**FUND BALANCE - SPECIAL DISTRICTS AND OTHER AGENCIES**  
**FISCAL YEAR 2013-2014**

FUND NO	DISTRICT NAME	TOTAL FINANCING SOURCES				TOTAL FINANCING USES		
		FUND BALANCE UNRESERVED/ UNDESIGNATED JUNE 30, 2013	DECREASES TO RESERVES/ DESIGNATIONS	ADDITIONAL FINANCING SOURCES	TOTAL FINANCING SOURCES	FINANCING USES	INCREASES TO RESERVES/ DESIGNATIONS	TOTAL FINANCING USES
<b>FLOOD CONTROL</b>								
21101	FLOOD CONTROL & WATER CONSERVATION DISTRICT	450,815	74,576	857,900	1,383,291	1,383,291		1,383,291
21113	FLOOD CONTROL ZONE 9	(70,644)	688,675	3,163,502	3,781,533	3,781,533		3,781,533
21114	FLOOD CONTROL ZONE 10		126,390	13,900	140,290	140,290		140,290
21116	SJC FLOOD CONTROL ASSESSMENT DISTRICT #96-1	(72,860)	272,860	900,000	1,100,000	1,100,000		1,100,000
21168	WATER INVESTIGATION ZONE 2	672,869	82,092	1,298,936	2,053,897	2,053,897		2,053,897
21191	FLOOD CONTROL ZONE 9 -CAPITAL OUTLAY	169,863			169,863	60,000	109,863	169,863
21201	MOKELUMNE RIVER WATER & POWER AUTHORITY	124,019	165,741	401,200	690,960	690,960		690,960
<b>TOTAL FLOOD CONTROL</b>		<b>1,274,062</b>	<b>1,410,334</b>	<b>6,635,438</b>	<b>9,319,834</b>	<b>9,209,971</b>	<b>109,863</b>	<b>9,319,834</b>

**LIGHTING DISTRICTS**

22001	ASH STREET	26,037		30,829	56,866	43,270	13,596	56,866
22002	BOGGS TRACT	20,280		8,785	29,065	25,174	3,891	29,065
22003	BURKETT GARDEN ACRES	10,548		16,329	26,877	25,974	903	26,877
22004	BURKETT GARDENS	5,231	2,187	41,875	49,293	49,293		49,293
22005	EASTVIEW	10,740		9,828	20,568	17,961	2,607	20,568
22006	ELKHORN	7,272	420	4,363	12,055	12,055		12,055
22007	FARMINGTON	1,928	43	2,383	4,354	4,354		4,354
22008	LINDEN	16,573		24,833	41,406	35,538	5,868	41,406
22009	LOCKEFORD	24,863		16,516	41,379	34,367	7,012	41,379
22010	MARIPOSA HEIGHTS	4,570		3,257	7,827	6,337	1,490	7,827
22011	MISSION VILLAGE	6,394		3,087	9,481	8,547	934	9,481
22012	MORADA ESTATES	8,476		4,738	13,214	11,949	1,265	13,214
22013	MORADA MANOR	6,576	195	1,914	8,685	8,685		8,685
22014	NORTH OAKS	5,483		5,662	11,145	8,422	2,723	11,145
22015	NORTH WILSON WAY	18,286		10,670	28,956	25,056	3,900	28,956
22016	NORTHEAST STOCKTON	7,890		43,776	51,666	45,154	6,512	51,666
22017	ORO STREET	22,858		32,173	55,031	49,220	5,811	55,031
22018	PLYMOUTH VILLAGE	12,205		21,052	33,257	29,946	3,311	33,257
22019	RANCHO VILLAGE	(3,225)	10,994	767	8,536	8,536		8,536
22021	SHASTA AVENUE	2,757	586	5,981	9,324	9,324		9,324
22022	SHIPPEE-FRENCH CAMP	3,019		2,277	5,296	5,140	156	5,296
22023	SILVA GARDENS	2,743	855	1,581	5,179	5,179		5,179
22024	SOUTH FRENCH CAMP	3,690	305	3,528	7,523	7,523		7,523

**COUNTY OF SAN JOAQUIN**  
**SCHEDULE 12**  
**FUND BALANCE - SPECIAL DISTRICTS AND OTHER AGENCIES**  
**FISCAL YEAR 2013-2014**

FUND NO	DISTRICT NAME	TOTAL FINANCING SOURCES				TOTAL FINANCING USES		
		FUND BALANCE UNRESERVED/ UNDESIGNATED JUNE 30, 2013	DECREASES TO RESERVES/ DESIGNATIONS	ADDITIONAL FINANCING SOURCES	TOTAL FINANCING SOURCES	FINANCING USES	INCREASES TO RESERVES/ DESIGNATIONS	TOTAL FINANCING USES
22025	SOUTHWEST STOCKTON	27,130		17,753	44,882	38,509	6,373	44,882
22026	STOCKTON #5	3,455		2,127	5,582	4,893	689	5,582
22027	TUXEDO-COUNTRY CLUB	2,529	3,769	18,892	25,189	25,189		25,189
22028	VICTOR	(2,121)	9,693	5,059	12,631	12,631		12,631
22029	WEST LANE	5,147	3,096	6,134	14,377	14,377		14,377
22030	WOODBIDGE	55,607		66,339	121,946	99,897	22,049	121,946
22031	WEST STOCKTON	20,101		48,786	68,887	59,427	9,460	68,887
<b>TOTAL LIGHTING DISTRICTS</b>		<b>337,041</b>	<b>32,143</b>	<b>461,294</b>	<b>830,478</b>	<b>731,927</b>	<b>98,551</b>	<b>830,478</b>

**MAINTENANCE DISTRICTS**

22101	ACAMPO	195,990	6,536	37,679	240,204	240,204		240,204
22201	ALMOND PARK	56,963	2,310	16,986	76,259	76,259		76,259
22295	ASHLEY PARK	4,145		873	5,018	3,104	1,914	5,018
22401	BEAR CREEK TERRACE	17,361	13,454	12,406	43,222	43,222		43,222
22501	BOWLING GREEN	5,536	16,640	1,066	23,242	23,242		23,242
22601	COUNTRY CLUB VISTA	50,870		12,316	63,186	53,166	10,020	63,186
22701	COLONIAL HEIGHTS	322,870		921,561	1,244,431	1,225,396	19,035	1,244,431
22801	CORRAL HOLLOW	(40,484)	69,712	53,969	83,197	83,197		83,197
23001	ELKHORN ESTATES	120,123		78,350	198,473	183,628	14,845	198,473
23101	GAYLA MANOR	20,045	18,395	46,833	85,273	85,273		85,273
23201	LAMBERT VILLAGE	24,178		11,954	36,132	27,803	8,329	36,132
23401	LINCOLN VILLAGE	663,463		2,717,523	3,380,986	3,021,992	358,994	3,380,986
23501	LOCKEFORD	1,572		3,686	5,257	4,684	573	5,257
23601	MAURLAND MANOR	48,434		28,284	76,717	72,932	3,785	76,717
23701	MOKELUMNE ACRES	266,547		302,516	569,063	396,388	172,675	569,063
23801	MORADA ACRES	76,534		25,576	102,110	91,004	11,106	102,110
23901	MORADA ESTATES	224,040		109,176	333,216	306,409	26,807	333,216
24001	MORADA MANOR	66,650	4,452	23,297	94,399	94,399		94,399
24201	PACIFIC GARDENS	338,301		1,721,673	2,059,974	2,057,920	2,055	2,059,974
24212	PACIFIC GARDENS-GENERAL RESERVE	1,653			1,653		1,653	1,653
24301	RANCHO SAN JOAQUIN	85,005		79,248	164,253	149,424	14,829	164,253
24401	RAYMUS VILLAGE	359,308		476,786	836,094	630,658	205,436	836,094
24501	RIVIERA CLIFFS	2,672		7,325	9,997	6,957	3,040	9,997
24601	SHADED TERRACE	190,119	32,572	34,238	256,929	256,929		256,929
24661	SHADED TERRACE-DEBT SERVICE	18,099		18,319	36,418	18,573	17,846	36,418
24701	SPRING CREEK ESTATES	186,287		28,679	214,966	213,180	1,786	214,966

**COUNTY OF SAN JOAQUIN  
SCHEDULE 12  
FUND BALANCE - SPECIAL DISTRICTS AND OTHER AGENCIES  
FISCAL YEAR 2013-2014**

FUND NO	DISTRICT NAME	TOTAL FINANCING SOURCES				TOTAL FINANCING USES		
		FUND BALANCE UNRESERVED/ UNDESIGNATED JUNE 30, 2013	DECREASES TO RESERVES/ DESIGNATIONS	ADDITIONAL FINANCING SOURCES	TOTAL FINANCING SOURCES	FINANCING USES	INCREASES TO RESERVES/ DESIGNATIONS	TOTAL FINANCING USES
24801	SUMMER HOME ESTATES	4,938	2,362	1,476	8,776	8,776		8,776
24901	SUNNYSIDE ESTATES	49,817		22,458	72,275	57,078	15,197	72,275
24961	SUNNYSIDE ESTATES-DEBT SERVICE		228	5,464	5,692	5,692		5,692
25001	WALNUT ACRES	18,813	6,148	36,738	61,699	61,699		61,699
25101	WILKINSON MANOR		112,640	142,479	255,120	255,120		255,120
25131	WILKINSON MANOR ZONE A	108,506		37,319	145,825	145,657	168	145,825
21501	SAN JOAQUIN WATERWORKS #2	24,354		97,970	122,325	97,044	25,281	122,325
<b>TOTAL MAINTENANCE DISTRICTS</b>		<b>3,512,710</b>	<b>285,448</b>	<b>7,114,222</b>	<b>10,912,381</b>	<b>9,997,008</b>	<b>915,373</b>	<b>10,912,381</b>
<b>TOTAL SPECIAL DISTRICTS/OTHER AGENCIES</b>		<b>6,725,899</b>	<b>4,039,226</b>	<b>19,178,715</b>	<b>29,943,840</b>	<b>28,065,872</b>	<b>1,877,968</b>	<b>29,943,840</b>

**COUNTY OF SAN JOAQUIN  
SCHEDULE 13  
SPECIAL DISTRICTS AND OTHER AGENCIES SUMMARY  
FISCAL YEAR 2013-2014**

FUND NO	DISTRICT NAME	TOTAL FUND BALANCE JUNE 30, 2013	LESS: FUND BALANCE-RESERVED/DESIGNATED			FUND BALANCE UNRESERVED/ UNDESIGNATED JUNE 30, 2013
			ENCUMBRANCES	GENERAL & OTHER RESERVES	DESIGNATIONS	
<b>COUNTY SERVICE AREAS-PARKS</b>						
30101	CSA 1 BOGGS TRACT PARK	(5,739)				(5,739)
30201	CSA 2 MADISON PARK					
30301	CSA 3 GARDEN ACRES-EASTSIDE PARK					
30401	CSA 4 LATHROP PARK					
30501	CSA 5 RAYMUS VILLAGE PARK					
30801	CSA 8 TAFT PARK					
31101	CSA 11 LARCH CLOVER PARK					
34801	CSA 48 WOODBRIDGE COMMUNITY PARK	12,073			3,627	8,446
<b>TOTAL CSA-PARKS</b>		<b>6,334</b>			<b>3,627</b>	<b>2,707</b>
<b>COUNTY SERVICE AREAS-PUBLIC WORKS</b>						
30331	CSA 3A TALLAHATCHEY TERRACE	17,579			10,851	6,728
31201	CSA 12 THORTON	(79,124)				(79,124)
31261	CSA 12 THORTON-DEBT SERVICE	16,077			16,077	
31401	CSA 14 VICTOR	38,325			1,380	36,945
31461	CSA 14 VICTOR-DEBT SERVICE	3,610			2,892	718
31501	CSA 15 WATERLOO-99	18,876	140,128			(121,253)
31601	CSA 16 PAR COUNTRY ESTATES	103,258			7,727	95,531
31701	CSA 17 CHEROKEE INDUSTRIAL PARK	199,124			8,649	190,475
31801	CSA 18 FAIRWAY ESTATES	102,468	1,530		12,694	88,244
32101	CSA 21 OAK CREEK	82,017			71,117	10,900
32301	CSA 23 GRANDA GLEN	8,166			4,019	4,146
32401	CSA 24 MOZNETT ESTATES	177,961			129,594	48,367
32501	CSA 25 CAPEWOOD ESTATES	25,915			12,663	13,252
32901	CSA 29 FOREST LAKE RANCHETTES	94,599			46,582	48,017
33001	CSA 30 MANTECA INDUSTRIAL PARK	137,857			25,681	112,176
33101	CSA 31 FLAG CITY	341,661			148,517	193,144
33131	CSA 31 FLAG CITY-NITRATE TREATMENT	90,824	625			90,199
33192	CSA 31 FLAG CITY-SEWER	(141,006)				(141,006)
33501	CSA 35 SANTOS RANCH-LOS RANCHOS	61,243				61,243
33597	CSA 35 SANTOS RANCH-LOS RANCHOS-WATER	819,089			817,094	1,995
33601	CSA 36 LLOYD LANE	41,410			20,726	20,684
33631	CSA 36A LLOYD LANE ZONE A	10,782			5,409	5,373

**COUNTY OF SAN JOAQUIN  
SCHEDULE 13  
SPECIAL DISTRICTS AND OTHER AGENCIES SUMMARY  
FISCAL YEAR 2013-2014**

FUND NO	DISTRICT NAME	TOTAL FUND BALANCE JUNE 30, 2013	LESS: FUND BALANCE-RESERVED/DESIGNATED			FUND BALANCE UNRESERVED/ UNDESIGNATED JUNE 30, 2013
			ENCUMBRANCES	GENERAL & OTHER RESERVES	DESIGNATIONS	
33632	CSA 36B LLOYD LANE ZONE B	20,589			9,898	10,691
33701	CSA 37 MARTY COURT	8,081			3,173	4,908
34101	CSA 41 EAGLECREST	52,816			27,475	25,341
34114	CSA 41N TIERRA DEL SOL ZONE N	69,892			47,448	22,444
34131	CSA 41 ZONE C	(2,830)				(2,830)
34201	CSA 42 BLATT ESTATES	31,624			20,358	11,267
34301	CSA 43 CLEMENTS	74,072				74,072
34331	CSA 43D CLEMENTS ZONE D	13,584			430	13,153
34401	CSA 44 FAIR OAKS	162,228				162,228
34431	CSA 44E CASTELLO ESTATES ZONE E	(181,029)	3,394			(184,423)
34441	CSA 44G LINNE ESTATES ZONE G	(201,450)	1,459			(202,910)
34461	CSA 44 FAIR OAKS-DEBT SERVICE	29,097			29,097	
34501	CSA 45 LOCKEFORD BLUFFS	25,412			15,044	10,367
34601	CSA 46 MORADA NORTH	14,283				14,283
34631	CSA 46L HEATHER MOORE ESTATES ZONE L	1,094				1,094
34694	CSA 46 MORADA NORTH-WATER	331,505			331,505	
34701	CSA 47 HEMPSTEAD COURT	35,602			14,333	21,269
34831	CSA 48K WOODBRIDGE MAIN STREET ZONE K	37,800	4,050		17,898	15,852
34901	CSA 49L RURAL INTERSECTION SAFETY LIGHTING ZONE L	10,995			6,013	4,982
34931	CSA 49L-1 RURAL INTERSECTION SAFETY LIGHTING ZONE L-1	18,047			10,604	7,444
35001	CSA 50 PATTERSON PASS BUSINESS PARK	6,194				6,194
35101	CSA 51 ACAMPO VILLAGE	6,440			6,440	
35201	CSA 52 BLOSSOM COURT	26,763			14,283	12,481
35301	CSA 53 HOUSEHOLD HAZARDOUS WASTE MANAGEMENT	2,085,161	403,954		1,136,536	544,671
35339	CSA 53 HOUSEHOLD HAZARDOUS WASTE CLOSURE	80,478			80,284	194
35401	CSA 54 NATIONAL POLLUTION DISCHARGE ELIMINATION SYSTEM	1,301,520	35,500		964,838	301,182
35501	CSA 55 SHAYLYNN ESTATES	9,707			1,161	8,547
35531	CSA 55C STONEGATE ESTATES ZONE C	32,706			11,460	21,246
30601	CSA 56 PETERS	25,726			16,850	8,876
<b>TOTAL CSA-PUBLIC WORKS</b>		<b>6,296,818</b>	<b>590,641</b>		<b>4,106,798</b>	<b>1,599,379</b>

**COUNTY OF SAN JOAQUIN  
SCHEDULE 13  
SPECIAL DISTRICTS AND OTHER AGENCIES SUMMARY  
FISCAL YEAR 2013-2014**

FUND NO	DISTRICT NAME	TOTAL FUND BALANCE JUNE 30, 2013	LESS: FUND BALANCE-RESERVED/DESIGNATED			FUND BALANCE UNRESERVED/ UNDESIGNATED JUNE 30, 2013
			ENCUMBRANCES	GENERAL & OTHER RESERVES	DESIGNATIONS	
<b>FLOOD CONTROL</b>						
21101	FLOOD CONTROL & WATER CONSERVATION DISTRICT	1,712,779	12,151		1,249,813	450,815
21113	FLOOD CONTROL ZONE 9	1,185,461	1,256,105			(70,644)
21114	FLOOD CONTROL ZONE 10	166,894			166,894	
21116	SJC FLOOD CONTROL ASSESSMENT DISTRICT #96-1	(72,860)				(72,860)
21168	WATER INVESTIGATION ZONE 2	2,558,155	13,502		1,871,783	672,869
21191	FLOOD CONTROL ZONE 9 -CAPITAL OUTLAY	200,000			30,137	169,863
21201	MOKELUMNE RIVER WATER & POWER AUTHORITY	657,295	533,276			124,019
<b>TOTAL FLOOD CONTROL</b>		<b>6,407,725</b>	<b>1,815,035</b>		<b>3,318,628</b>	<b>1,274,062</b>

**LIGHTING DISTRICTS**

22001	ASH STREET	130,170			104,134	26,037
22002	BOGGS TRACT	35,604			15,324	20,280
22003	BURKETT GARDEN ACRES	13,844			3,296	10,548
22004	BURKETT GARDENS	8,633			3,402	5,231
22005	EASTVIEW	20,179			9,438	10,740
22006	ELKHORN	12,797			5,526	7,272
22007	FARMINGTON	4,967			3,039	1,928
22008	LINDEN	48,452			31,879	16,573
22009	LOCKEFORD	60,079			35,216	24,863
22010	MARIPOSA HEIGHTS	17,813			13,243	4,570
22011	MISSION VILLAGE	13,457			7,063	6,394
22012	MORADA ESTATES	12,050			3,573	8,476
22013	MORADA MANOR	9,132			2,556	6,576
22014	NORTH OAKS	20,310			14,827	5,483
22015	NORTH WILSON WAY	46,285			27,999	18,286
22016	NORTHEAST STOCKTON	41,581			33,691	7,890
22017	ORO STREET	95,565			72,707	22,858
22018	PLYMOUTH VILLAGE	40,983			28,778	12,205
22019	RANCHO VILLAGE	(3,225)				(3,225)
22021	SHASTA AVENUE	7,436			4,678	2,757
22022	SHIPPEE-FRENCH CAMP	7,658			4,639	3,019
22023	SILVA GARDENS	2,743				2,743
22024	SOUTH FRENCH CAMP	13,337			9,647	3,690

**COUNTY OF SAN JOAQUIN  
SCHEDULE 13  
SPECIAL DISTRICTS AND OTHER AGENCIES SUMMARY  
FISCAL YEAR 2013-2014**

FUND NO	DISTRICT NAME	TOTAL FUND BALANCE JUNE 30, 2013	LESS: FUND BALANCE-RESERVED/DESIGNATED			FUND BALANCE UNRESERVED/ UNDESIGNATED JUNE 30, 2013
			ENCUMBRANCES	GENERAL & OTHER RESERVES	DESIGNATIONS	
22025	SOUTHWEST STOCKTON	69,968			42,838	27,130
22026	STOCKTON #5	8,770			5,315	3,455
22027	TUXEDO-COUNTRY CLUB	2,529				2,529
22028	VICTOR	(2,121)				(2,121)
22029	WEST LANE	5,147				5,147
22030	WOODBIDGE	154,306			98,700	55,607
22031	WEST STOCKTON	48,715			28,613	20,101
<b>TOTAL LIGHTING DISTRICTS</b>		<b>947,164</b>			<b>610,123</b>	<b>337,041</b>
<b>MAINTENANCE DISTRICTS</b>						
22101	ACAMPO	320,046			124,056	195,990
22201	ALMOND PARK	92,055			35,091	56,963
22295	ASHLEY PARK	5,286			1,141	4,145
22401	BEAR CREEK TERRACE	17,361				17,361
22501	BOWLING GREEN	5,536				5,536
22601	COUNTRY CLUB VISTA	338,506			287,636	50,870
22701	COLONIAL HEIGHTS	1,637,826			1,314,956	322,870
22801	CORRAL HOLLOW	(39,966)	518			(40,484)
23001	ELKHORN ESTATES	120,123				120,123
23101	GAYLA MANOR	20,045				20,045
23201	LAMBERT VILLAGE	61,643			37,465	24,178
23401	LINCOLN VILLAGE	2,550,655	41,000		1,846,192	663,463
23501	LOCKEFORD	3,014			1,442	1,572
23601	MAURLAND MANOR	59,370			10,937	48,434
23701	MOKELUMNE ACRES	758,276			491,729	266,547
23801	MORADA ACRES	77,404			870	76,534
23901	MORADA ESTATES	362,689			138,649	224,040
24001	MORADA MANOR	69,911			3,261	66,650
24201	PACIFIC GARDENS	960,673			622,372	338,301
24212	PACIFIC GARDENS-GENERAL RESERVE	679,007		677,354		1,653
24301	RANCHO SAN JOAQUIN	148,442			63,437	85,005
24401	RAYMUS VILLAGE	496,322			137,014	359,308
24501	RIVIERA CLIFFS	9,297			6,625	2,672
24601	SHADED TERRACE	227,177			37,058	190,119
24661	SHADED TERRACE-DEBT SERVICE	38,117			20,017	18,099
24701	SPRING CREEK ESTATES	186,287				186,287

**COUNTY OF SAN JOAQUIN  
SCHEDULE 13  
SPECIAL DISTRICTS AND OTHER AGENCIES SUMMARY  
FISCAL YEAR 2013-2014**

FUND NO	DISTRICT NAME	TOTAL FUND BALANCE JUNE 30, 2013	LESS: FUND BALANCE-RESERVED/DESIGNATED			FUND BALANCE UNRESERVED/ UNDESIGNATED JUNE 30, 2013
			ENCUMBRANCES	GENERAL & OTHER RESERVES	DESIGNATIONS	
24801	SUMMER HOME ESTATES	19,688			14,750	4,938
24901	SUNNYSIDE ESTATES	49,817				49,817
24961	SUNNYSIDE ESTATES-DEBT SERVICE	9,680			9,680	
25001	WALNUT ACRES	60,480	1,746		39,921	18,813
25101	WILKINSON MANOR	80,610			80,610	
25131	WILKINSON MANOR ZONE A	108,506				108,506
21501	SAN JOAQUIN WATERWORKS #2	24,354				24,354
<b>TOTAL MAINTENANCE DISTRICTS</b>		<b>9,558,238</b>	<b>43,264</b>	<b>677,354</b>	<b>5,324,910</b>	<b>3,512,710</b>
<b>TOTAL SPECIAL DISTRICTS/OTHER AGENCIES</b>		<b>23,216,279</b>	<b>2,448,939</b>	<b>677,354</b>	<b>13,364,087</b>	<b>6,725,899</b>

**COUNTY OF SAN JOAQUIN**  
**SCHEDULE 14**  
**RESERVES/DESIGNATIONS - SPECIAL DISTRICTS AND OTHER AGENCIES**  
**FISCAL YEAR 2013-2014**

FUND NO	DESCRIPTION	RESERVES/ DESIGNATIONS JUNE 30, 2013	DECREASES OR CANCELLATIONS		INCREASES OR NEW		TOTAL RESERVES/ DESIGNATIONS FOR BUDGET YEAR
			RECOMMENDED	ADOPTED BY BOARD OF SUPERVISORS	RECOMMENDED	ADOPTED BY BOARD OF SUPERVISORS	
<b>COUNTY SERVICE AREAS-PARKS</b>							
30101	CSA 1 BOGGS TRACT PARK		5,739	5,739			(5,739)
30201	CSA 2 MADISON PARK						
30301	CSA 3 GARDEN ACRES-EASTSIDE PARK						
30401	CSA 4 LATHROP PARK						
30501	CSA 5 RAYMUS VILLAGE PARK						
30801	CSA 8 TAFT PARK						
31101	CSA 11 LARCH CLOVER PARK						
34801	CSA 48 WOODBRIDGE COMMUNITY PARK	3,627			4,819	4,819	8,446
<b>TOTAL CSA-PARKS</b>		<b>3,627</b>	<b>5,739</b>	<b>5,739</b>	<b>4,819</b>	<b>4,819</b>	<b>2,707</b>
<b>COUNTY SERVICE AREAS-PUBLIC WORKS</b>							
30331	CSA 3A TALLAHATCHEY TERRACE	10,851	1,864	1,864			8,987
31201	CSA 12 THORTON		151,362	151,362			(151,362)
31261	CSA 12 THORTON-DEBT SERVICE	16,077					16,077
31401	CSA 14 VICTOR	1,380			10,421	10,421	11,802
31461	CSA 14 VICTOR-DEBT SERVICE	2,892			718	718	3,610
31501	CSA 15 WATERLOO-99		329,401	329,401			(329,401)
31601	CSA 16 PAR COUNTRY ESTATES	7,727			9,894	9,894	17,621
31701	CSA 17 CHEROKEE INDUSTRIAL PARK	8,649	290	290			8,359
31801	CSA 18 FAIRWAY ESTATES	12,694	849	849			11,845
32101	CSA 21 OAK CREEK	71,117			3,085	3,085	74,202
32301	CSA 23 GRANDA GLEN	4,019	2,764	2,764			1,255
32401	CSA 24 MOZNETT ESTATES	129,594			12,587	12,587	142,180
32501	CSA 25 CAPEWOOD ESTATES	12,663			382	382	13,045
32901	CSA 29 FOREST LAKE RANCHETTES	46,582	8,163	8,163			38,419
33001	CSA 30 MANTECA INDUSTRIAL PARK	25,681	31,935	31,935			(6,254)
33101	CSA 31 FLAG CITY	148,517			43,795	43,795	192,312
33131	CSA 31 FLAG CITY-NITRATE TREATMENT				29,896	29,896	29,896
33192	CSA 31 FLAG CITY-SEWER		407,787	407,787			(407,787)
33501	CSA 35 SANTOS RANCH-LOS RANCHOS		43,174	43,174			(43,174)
33597	CSA 35 SANTOS RANCH-LOS RANCHOS-WATER	817,094			1,995	1,995	819,089
33601	CSA 36 LLOYD LANE	20,726	381	381			20,345
33631	CSA 36A LLOYD LANE ZONE A	5,409	4,631	4,631			777

**COUNTY OF SAN JOAQUIN**  
**SCHEDULE 14**  
**RESERVES/DESIGNATIONS - SPECIAL DISTRICTS AND OTHER AGENCIES**  
**FISCAL YEAR 2013-2014**

FUND NO	DESCRIPTION	RESERVES/ DESIGNATIONS JUNE 30, 2013	DECREASES OR CANCELLATIONS		INCREASES OR NEW		TOTAL RESERVES/ DESIGNATIONS FOR BUDGET YEAR
			RECOMMENDED	ADOPTED BY BOARD OF SUPERVISORS	RECOMMENDED	ADOPTED BY BOARD OF SUPERVISORS	
33632	CSA 36B LLOYD LANE ZONE B	9,898	8,555	8,555			1,343
33701	CSA 37 MARTY COURT	3,173	1,387	1,387			1,786
34101	CSA 41 EAGLECREST	27,475			158	158	27,632
34114	CSA 41N TIERRA DEL SOL ZONE N	47,448			76	76	47,524
34131	CSA 41 ZONE C		2,830	2,830			(2,830)
34201	CSA 42 BLATT ESTATES	20,358			128	128	20,486
34301	CSA 43 CLEMENTS				3,926	3,926	3,926
34331	CSA 43D CLEMENTS ZONE D	430	209	209			221
34401	CSA 44 FAIR OAKS		40,685	40,685			(40,685)
34431	CSA 44E CASTELLO ESTATES ZONE E		380,975	380,975			(380,975)
34441	CSA 44G LINNE ESTATES ZONE G		426,607	426,607			(426,607)
34461	CSA 44 FAIR OAKS-DEBT SERVICE	29,097	29,164	29,164			(67)
34501	CSA 45 LOCKEFORD BLUFFS	15,044			680	680	15,725
34601	CSA 46 MORADA NORTH		66,168	66,168			(66,168)
34631	CSA 46L HEATHER MOORE ESTATES ZONE L				386	386	386
34694	CSA 46 MORADA NORTH-WATER	331,505	331,206	331,206			299
34701	CSA 47 HEMPSTEAD COURT	14,333	9,986	9,986			4,347
34831	CSA 48K WOODBRIDGE MAIN STREET ZONE K	17,898	4,633	4,633			13,265
34901	CSA 49L RURAL INTERSECTION SAFETY LIGHTING ZONE L	6,013	5,347	5,347			666
34931	CSA 49L-1 RURAL INTERSECTION SAFETY LIGHTING ZONE L-1	10,604	9,173	9,173			1,430
35001	CSA 50 PATTERSON PASS BUSINESS PARK				6,451	6,451	6,451
35101	CSA 51 ACAMPO VILLAGE	6,440	6,036	6,036			404
35201	CSA 52 BLOSSOM COURT	14,283			2,875	2,875	17,157
35301	CSA 53 HOUSEHOLD HAZARDOUS WASTE MANAGEMENT	1,136,536			494,571	494,571	1,631,108
35339	CSA 53 HOUSEHOLD HAZARDOUS WASTE CLOSURE	80,284			194	194	80,478
35401	CSA 54 NATIONAL POLLUTION DISCHARGE ELIMINATION SYSTEM	964,838			119,447	119,447	1,084,285
35501	CSA 55 SHAYLYNN ESTATES	1,161			97	97	1,257
35531	CSA 55C STONEGATE ESTATES ZONE C	11,460			6,966	6,966	18,426
30601	CSA 56 PETERS	16,850			636	636	17,485
<b>TOTAL CSA-PUBLIC WORKS</b>		<b>4,106,798</b>	<b>2,305,562</b>	<b>2,305,562</b>	<b>749,363</b>	<b>749,363</b>	<b>2,550,599</b>

**COUNTY OF SAN JOAQUIN**  
**SCHEDULE 14**  
**RESERVES/DESIGNATIONS - SPECIAL DISTRICTS AND OTHER AGENCIES**  
**FISCAL YEAR 2013-2014**

FUND NO	DESCRIPTION	RESERVES/ DESIGNATIONS JUNE 30, 2013	DECREASES OR CANCELLATIONS		INCREASES OR NEW		TOTAL RESERVES/ DESIGNATIONS FOR BUDGET YEAR
			RECOMMENDED	ADOPTED BY BOARD OF SUPERVISORS	RECOMMENDED	ADOPTED BY BOARD OF SUPERVISORS	
<b>FLOOD CONTROL</b>							
21101	FLOOD CONTROL & WATER CONSERVATION DISTRICT	1,249,813	74,576	74,576			1,175,238
21113	FLOOD CONTROL ZONE 9		688,675	688,675			(688,675)
21114	FLOOD CONTROL ZONE 10	166,894	126,390	126,390			40,504
21116	SJC FLOOD CONTROL ASSESSMENT DISTRICT #96-1		272,860	272,860			(272,860)
21168	WATER INVESTIGATION ZONE 2	1,871,783	82,092	82,092			1,789,691
21191	FLOOD CONTROL ZONE 9 -CAPITAL OUTLAY	30,137			109,863	109,863	140,000
21201	MOKELUMNE RIVER WATER & POWER AUTHORITY		165,741	165,741			(165,741)
<b>TOTAL FLOOD CONTROL</b>		<b>3,318,628</b>	<b>1,410,334</b>	<b>1,410,334</b>	<b>109,863</b>	<b>109,863</b>	<b>2,018,157</b>

**LIGHTING DISTRICTS**

22001	ASH STREET	104,134			13,596	13,596	117,729
22002	BOGGS TRACT	15,324			3,891	3,891	19,215
22003	BURKETT GARDEN ACRES	3,296			903	903	4,199
22004	BURKETT GARDENS	3,402	2,187	2,187			1,215
22005	EASTVIEW	9,438			2,607	2,607	12,046
22006	ELKHORN	5,526	420	420			5,105
22007	FARMINGTON	3,039	43	43			2,996
22008	LINDEN	31,879			5,868	5,868	37,747
22009	LOCKEFORD	35,216			7,012	7,012	42,228
22010	MARIPOSA HEIGHTS	13,243			1,490	1,490	14,733
22011	MISSION VILLAGE	7,063			934	934	7,997
22012	MORADA ESTATES	3,573			1,265	1,265	4,839
22013	MORADA MANOR	2,556	195	195			2,361
22014	NORTH OAKS	14,827			2,723	2,723	17,550
22015	NORTH WILSON WAY	27,999			3,900	3,900	31,899
22016	NORTHEAST STOCKTON	33,691			6,512	6,512	40,203
22017	ORO STREET	72,707			5,811	5,811	78,518
22018	PLYMOUTH VILLAGE	28,778			3,311	3,311	32,089
22019	RANCHO VILLAGE		10,994	10,994			(10,994)
22021	SHASTA AVENUE	4,678	586	586			4,093
22022	SHIPPEE-FRENCH CAMP	4,639			156	156	4,795
22023	SILVA GARDENS		855	855			(855)
22024	SOUTH FRENCH CAMP	9,647	305	305			9,342

**COUNTY OF SAN JOAQUIN**  
**SCHEDULE 14**  
**RESERVES/DESIGNATIONS - SPECIAL DISTRICTS AND OTHER AGENCIES**  
**FISCAL YEAR 2013-2014**

FUND NO	DESCRIPTION	RESERVES/ DESIGNATIONS JUNE 30, 2013	DECREASES OR CANCELLATIONS		INCREASES OR NEW		TOTAL RESERVES/ DESIGNATIONS FOR BUDGET YEAR
			RECOMMENDED	ADOPTED BY BOARD OF SUPERVISORS	RECOMMENDED	ADOPTED BY BOARD OF SUPERVISORS	
22025	SOUTHWEST STOCKTON	42,838			6,373	6,373	49,211
22026	STOCKTON #5	5,315			689	689	6,004
22027	TUXEDO-COUNTRY CLUB		3,769	3,769			(3,769)
22028	VICTOR		9,693	9,693			(9,693)
22029	WEST LANE		3,096	3,096			(3,096)
22030	WOODBIDGE	98,700			22,049	22,049	120,749
22031	WEST STOCKTON	28,613			9,460	9,460	38,074
<b>TOTAL LIGHTING DISTRICTS</b>		<b>610,123</b>	<b>32,143</b>	<b>32,143</b>	<b>98,551</b>	<b>98,551</b>	<b>676,531</b>

**MAINTENANCE DISTRICTS**

22101	ACAMPO	124,056	6,536	6,536			117,521
22201	ALMOND PARK	35,091	2,310	2,310			32,781
22295	ASHLEY PARK	1,141			1,914	1,914	3,054
22401	BEAR CREEK TERRACE		13,454	13,454			(13,454)
22501	BOWLING GREEN		16,640	16,640			(16,640)
22601	COUNTRY CLUB VISTA	287,636			10,020	10,020	297,656
22701	COLONIAL HEIGHTS	1,314,956			19,035	19,035	1,333,991
22801	CORRAL HOLLOW		69,712	69,712			(69,712)
23001	ELKHORN ESTATES				14,845	14,845	14,845
23101	GAYLA MANOR		18,395	18,395			(18,395)
23201	LAMBERT VILLAGE	37,465			8,329	8,329	45,794
23401	LINCOLN VILLAGE	1,846,192			358,994	358,994	2,205,186
23501	LOCKEFORD	1,442			573	573	2,015
23601	MAURLAND MANOR	10,937			3,785	3,785	14,722
23701	MOKELUMNE ACRES	491,729			172,675	172,675	664,404
23801	MORADA ACRES	870			11,106	11,106	11,976
23901	MORADA ESTATES	138,649			26,807	26,807	165,456
24001	MORADA MANOR	3,261	4,452	4,452			(1,190)
24201	PACIFIC GARDENS	622,372			2,055	2,055	624,427
24212	PACIFIC GARDENS-GENERAL RESERVE	677,354			1,653	1,653	679,007
24301	RANCHO SAN JOAQUIN	63,437			14,829	14,829	78,266
24401	RAYMUS VILLAGE	137,014			205,436	205,436	342,450
24501	RIVIERA CLIFFS	6,625			3,040	3,040	9,665
24601	SHADED TERRACE	37,058	32,572	32,572			4,486
24661	SHADED TERRACE-DEBT SERVICE	20,017			17,846	17,846	37,863
24701	SPRING CREEK ESTATES				1,786	1,786	1,786

**COUNTY OF SAN JOAQUIN  
SCHEDULE 14  
RESERVES/DESIGNATIONS - SPECIAL DISTRICTS AND OTHER AGENCIES  
FISCAL YEAR 2013-2014**

FUND NO	DESCRIPTION	RESERVES/ DESIGNATIONS JUNE 30, 2013	DECREASES OR CANCELLATIONS		INCREASES OR NEW		TOTAL RESERVES/ DESIGNATIONS FOR BUDGET YEAR
			RECOMMENDED	ADOPTED BY BOARD OF SUPERVISORS	RECOMMENDED	ADOPTED BY BOARD OF SUPERVISORS	
24801	SUMMER HOME ESTATES	14,750	2,362	2,362			12,388
24901	SUNNYSIDE ESTATES				15,197	15,197	15,197
24961	SUNNYSIDE ESTATES-DEBT SERVICE	9,680	228	228			9,452
25001	WALNUT ACRES	39,921	6,148	6,148			33,773
25101	WILKINSON MANOR	80,610	112,640	112,640			(32,031)
25131	WILKINSON MANOR ZONE A				168	168	168
21501	SAN JOAQUIN WATERWORKS #2				25,281	25,281	25,281
<b>TOTAL MAINTENANCE DISTRICTS</b>		<b>6,002,264</b>	<b>285,448</b>	<b>285,448</b>	<b>915,373</b>	<b>915,373</b>	<b>6,632,189</b>
<b>TOTAL SPECIAL DISTRICTS/OTHER AGENCIES</b>		<b>14,041,441</b>	<b>4,039,226</b>	<b>4,039,226</b>	<b>1,877,968</b>	<b>1,877,968</b>	<b>11,880,182</b>

**COUNTY OF SAN JOAQUIN  
SCHEDULE 15  
SPECIAL DISTRICTS AND OTHER AGENCIES  
DETAIL OF FINANCING SOURCES AND FINANCING USES  
FISCAL YEAR 2013-2014**

**SERVICES** COUNTY SERVICE AREAS-PARKS  
**DISTRICT NAME** CSA 1-BOGGS TRACT PARK  
**FUND** 30101

DETAIL BY REVENUE CATEGORY AND EXPENDITURE OBJECT	2011-2012 ACTUAL	2012-2013 ACTUAL	2013-2014 RECOMMENDED	2013-2014 ADOPTED BY BOARD OF SUPERVISORS
<b>REVENUES</b>				
TAXES	11,469	11,052	11,638	11,638
REVENUE FROM USE OF MONEY AND PROPERTY	41	11	6	6
INTERGOVERNMENTAL REVENUES-STATE	137	146	63	63
<b>TOTAL REVENUES</b>	<b>11,647</b>	<b>11,208</b>	<b>11,706</b>	<b>11,706</b>
<b>EXPENDITURES/APPROPRIATIONS</b>				
SERVICES AND SUPPLIES	11,583	21,002	11,706	11,706
<b>TOTAL EXPENDITURES/APPROPRIATIONS</b>	<b>11,583</b>	<b>21,002</b>	<b>11,706</b>	<b>11,706</b>
<b>NET COST</b>	<b>(64)</b>	<b>9,793</b>	-	-

**COUNTY OF SAN JOAQUIN  
SCHEDULE 15  
SPECIAL DISTRICTS AND OTHER AGENCIES  
DETAIL OF FINANCING SOURCES AND FINANCING USES  
FISCAL YEAR 2013-2014**

SERVICES COUNTY SERVICE AREAS-PARKS  
DISTRICT NAME CSA 2-MADISON PARK  
FUND 30201

DETAIL BY REVENUE CATEGORY AND EXPENDITURE OBJECT	2011-2012 ACTUAL	2012-2013 ACTUAL	2013-2014 RECOMMENDED	2013-2014 ADOPTED BY BOARD OF SUPERVISORS
<b>REVENUES</b>				
TAXES	24,381	23,580	24,827	24,827
REVENUE FROM USE OF MONEY AND PROPERTY	132	61	43	43
INTERGOVERNMENTAL REVENUES-STATE	310	286	143	143
<b>TOTAL REVENUES</b>	<b>24,823</b>	<b>23,927</b>	<b>25,014</b>	<b>25,014</b>
<b>EXPENDITURES/APPROPRIATIONS</b>				
SERVICES AND SUPPLIES	39,682	42,512	25,014	25,014
<b>TOTAL EXPENDITURES/APPROPRIATIONS</b>	<b>39,682</b>	<b>42,512</b>	<b>25,014</b>	<b>25,014</b>
<b>NET COST</b>	<b>14,859</b>	<b>18,585</b>	-	-

**COUNTY OF SAN JOAQUIN  
SCHEDULE 15  
SPECIAL DISTRICTS AND OTHER AGENCIES  
DETAIL OF FINANCING SOURCES AND FINANCING USES  
FISCAL YEAR 2013-2014**

SERVICES COUNTY SERVICE AREAS-PARKS  
DISTRICT NAME CSA 3-GARDEN ACRES-EASTSIDE  
FUND 30301

DETAIL BY REVENUE CATEGORY AND EXPENDITURE OBJECT	2011-2012 ACTUAL	2012-2013 ACTUAL	2013-2014 RECOMMENDED	2013-2014 ADOPTED BY BOARD OF SUPERVISORS
<b>REVENUES</b>				
TAXES	37,669	37,684	39,690	39,690
REVENUE FROM USE OF MONEY AND PROPERTY	137	47	27	27
INTERGOVERNMENTAL REVENUES-STATE	465	445	223	223
<b>TOTAL REVENUES</b>	<b>38,271</b>	<b>38,176</b>	<b>39,940</b>	<b>39,940</b>
<b>EXPENDITURES/APPROPRIATIONS</b>				
SERVICES AND SUPPLIES	40,913	50,919	39,940	39,940
<b>TOTAL EXPENDITURES/APPROPRIATIONS</b>	<b>40,913</b>	<b>50,919</b>	<b>39,940</b>	<b>39,940</b>
<b>NET COST</b>	<b>2,642</b>	<b>12,743</b>	-	-

**COUNTY OF SAN JOAQUIN  
SCHEDULE 15  
SPECIAL DISTRICTS AND OTHER AGENCIES  
DETAIL OF FINANCING SOURCES AND FINANCING USES  
FISCAL YEAR 2013-2014**

SERVICES COUNTY SERVICE AREAS-PARKS  
DISTRICT NAME CSA 4-LATHROP PARK  
FUND 30401

DETAIL BY REVENUE CATEGORY AND EXPENDITURE OBJECT	2011-2012 ACTUAL	2012-2013 ACTUAL	2013-2014 RECOMMENDED	2013-2014 ADOPTED BY BOARD OF SUPERVISORS
<b>REVENUES</b>				
TAXES	14,060	12,612	13,275	13,275
REVENUE FROM USE OF MONEY AND PROPERTY	27	15	8	8
INTERGOVERNMENTAL REVENUES-STATE	168	143	71	71
INTERGOVERNMENTAL REVENUES-OTHER	19	25	12	12
<b>TOTAL REVENUES</b>	<b>14,275</b>	<b>12,795</b>	<b>13,367</b>	<b>13,367</b>
<b>EXPENDITURES/APPROPRIATIONS</b>				
SERVICES AND SUPPLIES	12,778	17,920	13,367	13,367
<b>TOTAL EXPENDITURES/APPROPRIATIONS</b>	<b>12,778</b>	<b>17,920</b>	<b>13,367</b>	<b>13,367</b>
<b>NET COST</b>	<b>(1,497)</b>	<b>5,125</b>	-	-

**COUNTY OF SAN JOAQUIN  
SCHEDULE 15  
SPECIAL DISTRICTS AND OTHER AGENCIES  
DETAIL OF FINANCING SOURCES AND FINANCING USES  
FISCAL YEAR 2013-2014**

**SERVICES** COUNTY SERVICE AREAS-PARKS  
**DISTRICT NAME** CSA 5-RAYMUS VILLAGE PARK  
**FUND** 30501

DETAIL BY REVENUE CATEGORY AND EXPENDITURE OBJECT	2011-2012 ACTUAL	2012-2013 ACTUAL	2013-2014 RECOMMENDED	2013-2014 ADOPTED BY BOARD OF SUPERVISORS
<b>REVENUES</b>				
TAXES	15,188	14,925	15,715	15,715
REVENUE FROM USE OF MONEY AND PROPERTY	42	19	12	12
INTERGOVERNMENTAL REVENUES-STATE	193	181	91	91
<b>TOTAL REVENUES</b>	<b>15,423</b>	<b>15,125</b>	<b>15,818</b>	<b>15,818</b>
<b>EXPENDITURES/APPROPRIATIONS</b>				
SERVICES AND SUPPLIES	20,082	20,010	15,818	15,818
<b>TOTAL EXPENDITURES/APPROPRIATIONS</b>	<b>20,082</b>	<b>20,010</b>	<b>15,818</b>	<b>15,818</b>
<b>NET COST</b>	<b>4,659</b>	<b>4,885</b>	-	-

**COUNTY OF SAN JOAQUIN  
SCHEDULE 15  
SPECIAL DISTRICTS AND OTHER AGENCIES  
DETAIL OF FINANCING SOURCES AND FINANCING USES  
FISCAL YEAR 2013-2014**

**SERVICES** COUNTY SERVICE AREAS-PARKS  
**DISTRICT NAME** CSA 8-TAFT PARK  
**FUND** 30801

DETAIL BY REVENUE CATEGORY AND EXPENDITURE OBJECT	2011-2012 ACTUAL	2012-2013 ACTUAL	2013-2014 RECOMMENDED	2013-2014 ADOPTED BY BOARD OF SUPERVISORS
<b>REVENUES</b>				
TAXES	20,241	19,393	20,422	20,422
REVENUE FROM USE OF MONEY AND PROPERTY	14,958	13,062	10,677	10,677
INTERGOVERNMENTAL REVENUES-STATE	235	214	107	107
<b>TOTAL REVENUES</b>	<b>35,435</b>	<b>32,669</b>	<b>31,206</b>	<b>31,206</b>
<b>EXPENDITURES/APPROPRIATIONS</b>				
SERVICES AND SUPPLIES	29,715	42,758	31,206	31,206
<b>TOTAL EXPENDITURES/APPROPRIATIONS</b>	<b>29,715</b>	<b>42,758</b>	<b>31,206</b>	<b>31,206</b>
<b>NET COST</b>	<b>(5,720)</b>	<b>10,089</b>	-	-

**COUNTY OF SAN JOAQUIN  
SCHEDULE 15  
SPECIAL DISTRICTS AND OTHER AGENCIES  
DETAIL OF FINANCING SOURCES AND FINANCING USES  
FISCAL YEAR 2013-2014**

**SERVICES** COUNTY SERVICE AREAS-PARKS  
**DISTRICT NAME** CSA 11-LARCH CLOVER PARK  
**FUND** 31101

DETAIL BY REVENUE CATEGORY AND EXPENDITURE OBJECT	2011-2012 ACTUAL	2012-2013 ACTUAL	2013-2014 RECOMMENDED	2013-2014 ADOPTED BY BOARD OF SUPERVISORS
<b>REVENUES</b>				
TAXES	4,436	4,395	4,628	4,628
REVENUE FROM USE OF MONEY AND PROPERTY	12	2		
INTERGOVERNMENTAL REVENUES-STATE	56	53	27	27
INTERGOVERNMENTAL REVENUES-OTHER	60	58	29	29
<b>TOTAL REVENUES</b>	<b>4,564</b>	<b>4,508</b>	<b>4,684</b>	<b>4,684</b>
<b>EXPENDITURES/APPROPRIATIONS</b>				
SERVICES AND SUPPLIES	5,252	5,883	4,684	4,684
<b>TOTAL EXPENDITURES/APPROPRIATIONS</b>	<b>5,252</b>	<b>5,883</b>	<b>4,684</b>	<b>4,684</b>
<b>NET COST</b>	<b>688</b>	<b>1,375</b>	-	-

**COUNTY OF SAN JOAQUIN  
SCHEDULE 15  
SPECIAL DISTRICTS AND OTHER AGENCIES  
DETAIL OF FINANCING SOURCES AND FINANCING USES  
FISCAL YEAR 2013-2014**

**SERVICES** COUNTY SERVICE AREAS-PARKS  
**DISTRICT NAME** CSA 48-WOODBRIDGE-GENERAL  
**FUND** 34801

DETAIL BY REVENUE CATEGORY AND EXPENDITURE OBJECT	2011-2012 ACTUAL	2012-2013 ACTUAL	2013-2014 RECOMMENDED	2013-2014 ADOPTED BY BOARD OF SUPERVISORS
<b>REVENUES</b>				
REVENUE FROM USE OF MONEY AND PROPERTY	80	44	30	30
CHARGES FOR SERVICES	22,793	22,693	22,710	22,710
<b>TOTAL REVENUES</b>	<b>22,873</b>	<b>22,737</b>	<b>22,740</b>	<b>22,740</b>
<b>EXPENDITURES/APPROPRIATIONS</b>				
SERVICES AND SUPPLIES	24,730	23,287	26,367	26,367
<b>TOTAL EXPENDITURES/APPROPRIATIONS</b>	<b>24,730</b>	<b>23,287</b>	<b>26,367</b>	<b>26,367</b>
<b>NET COST</b>	<b>1,857</b>	<b>550</b>	<b>3,627</b>	<b>3,627</b>

**COUNTY OF SAN JOAQUIN  
SCHEDULE 15  
SPECIAL DISTRICTS AND OTHER AGENCIES  
DETAIL OF FINANCING SOURCES AND FINANCING USES  
FISCAL YEAR 2013-2014**

**SERVICES** COUNTY SERVICE AREAS-PUBLIC WORKS  
**DISTRICT NAME** CSA 3-ZONE A-TALLAHATCHEY T  
**FUND** 30331

DETAIL BY REVENUE CATEGORY AND EXPENDITURE OBJECT	2011-2012 ACTUAL	2012-2013 ACTUAL	2013-2014 RECOMMENDED	2013-2014 ADOPTED BY BOARD OF SUPERVISORS
<b>REVENUES</b>				
REVENUE FROM USE OF MONEY AND PROPERTY	66	44	43	43
CHARGES FOR SERVICES	3,745	3,745	3,745	3,745
TRANSFERS IN	14,392	14		
<b>TOTAL REVENUES</b>	<b>18,203</b>	<b>3,803</b>	<b>3,788</b>	<b>3,788</b>
<b>EXPENDITURES/APPROPRIATIONS</b>				
SERVICES AND SUPPLIES	5,106	5,792	7,380	7,380
CAPITAL ASSETS-EQUIPMENT			5,000	5,000
TRANSFERS OUT	14,392	14		
<b>TOTAL EXPENDITURES/APPROPRIATIONS</b>	<b>19,498</b>	<b>5,806</b>	<b>12,380</b>	<b>12,380</b>
<b>NET COST</b>	<b>1,295</b>	<b>2,003</b>	<b>8,592</b>	<b>8,592</b>

**COUNTY OF SAN JOAQUIN  
SCHEDULE 15  
SPECIAL DISTRICTS AND OTHER AGENCIES  
DETAIL OF FINANCING SOURCES AND FINANCING USES  
FISCAL YEAR 2013-2014**

**SERVICES** COUNTY SERVICE AREAS-PUBLIC WORKS  
**DISTRICT NAME** CSA 12-THORNTON  
**FUND** 31201

DETAIL BY REVENUE CATEGORY AND EXPENDITURE OBJECT	2011-2012 ACTUAL	2012-2013 ACTUAL	2013-2014 RECOMMENDED	2013-2014 ADOPTED BY BOARD OF SUPERVISORS
<b>REVENUES</b>				
TAXES	7,202	7,308	7,611	7,611
REVENUE FROM USE OF MONEY AND PROPERTY	176	15	5	5
INTERGOVERNMENTAL REVENUES-STATE	88	86	90	90
CHARGES FOR SERVICES	122,436	130,819	134,000	134,000
TRANSFERS IN	63,965	65		
<b>TOTAL REVENUES</b>	<b>193,867</b>	<b>138,294</b>	<b>141,706</b>	<b>141,706</b>
<b>EXPENDITURES/APPROPRIATIONS</b>				
SERVICES AND SUPPLIES	180,879	167,977	199,244	199,244
OTHER CHARGES	674	682	700	700
CAPITAL ASSETS-EQUIPMENT	9,687		14,000	14,000
COST REIMBURSEMENTS	80			
TRANSFERS OUT	63,965	65		
<b>TOTAL EXPENDITURES/APPROPRIATIONS</b>	<b>255,285</b>	<b>168,724</b>	<b>213,944</b>	<b>213,944</b>
<b>NET COST</b>	<b>61,418</b>	<b>30,430</b>	<b>72,238</b>	<b>72,238</b>

**COUNTY OF SAN JOAQUIN  
SCHEDULE 15  
SPECIAL DISTRICTS AND OTHER AGENCIES  
DETAIL OF FINANCING SOURCES AND FINANCING USES  
FISCAL YEAR 2013-2014**

SERVICES COUNTY SERVICE AREAS-PUBLIC WORKS  
DISTRICT NAME CSA 12-DEBT SERVICE NO 1  
FUND 31261

DETAIL BY REVENUE CATEGORY AND EXPENDITURE OBJECT	2011-2012 ACTUAL	2012-2013 ACTUAL	2013-2014 RECOMMENDED	2013-2014 ADOPTED BY BOARD OF SUPERVISORS
<b>REVENUES</b>				
TAXES	13,130	12,820		
REVENUE FROM USE OF MONEY AND PROPERTY	38	27		
INTERGOVERNMENTAL REVENUES-STATE	100	72		
<b>TOTAL REVENUES</b>	<b>13,268</b>	<b>12,919</b>		
<b>EXPENDITURES/APPROPRIATIONS</b>				
OTHER FINANCING USES	13,750	13,250		
<b>TOTAL EXPENDITURES/APPROPRIATIONS</b>	<b>13,750</b>	<b>13,250</b>		
<b>NET COST</b>	<b>482</b>	<b>331</b>		

**COUNTY OF SAN JOAQUIN  
SCHEDULE 15  
SPECIAL DISTRICTS AND OTHER AGENCIES  
DETAIL OF FINANCING SOURCES AND FINANCING USES  
FISCAL YEAR 2013-2014**

**SERVICES** COUNTY SERVICE AREAS-PUBLIC WORKS  
**DISTRICT NAME** CSA 14-VICTOR  
**FUND** 31401

DETAIL BY REVENUE CATEGORY AND EXPENDITURE OBJECT	2011-2012 ACTUAL	2012-2013 ACTUAL	2013-2014 RECOMMENDED	2013-2014 ADOPTED BY BOARD OF SUPERVISORS
<b>REVENUES</b>				
REVENUE FROM USE OF MONEY AND PROPERTY	240	99	70	70
TRANSFERS IN	58,998	61		
<b>TOTAL REVENUES</b>	<b>59,238</b>	<b>160</b>	<b>70</b>	<b>70</b>
<b>EXPENDITURES/APPROPRIATIONS</b>				
SERVICES AND SUPPLIES	15,525	3,421	18,093	18,093
CAPITAL ASSETS-EQUIPMENT	11,706		8,500	8,500
TRANSFERS OUT	58,998	61		
<b>TOTAL EXPENDITURES/APPROPRIATIONS</b>	<b>86,229</b>	<b>3,482</b>	<b>26,593</b>	<b>26,593</b>
<b>NET COST</b>	<b>26,991</b>	<b>3,322</b>	<b>26,523</b>	<b>26,523</b>

**COUNTY OF SAN JOAQUIN  
SCHEDULE 15  
SPECIAL DISTRICTS AND OTHER AGENCIES  
DETAIL OF FINANCING SOURCES AND FINANCING USES  
FISCAL YEAR 2013-2014**

**SERVICES** COUNTY SERVICE AREAS-PUBLIC WORKS  
**DISTRICT NAME** CSA 14-DEBT SERVICE NO 1  
**FUND** 31461

DETAIL BY REVENUE CATEGORY AND EXPENDITURE OBJECT	2011-2012 ACTUAL	2012-2013 ACTUAL	2013-2014 RECOMMENDED	2013-2014 ADOPTED BY BOARD OF SUPERVISORS
<b>REVENUES</b>				
TAXES	3,827	4,810		
REVENUE FROM USE OF MONEY AND PROPERTY	7	5		
INTERGOVERNMENTAL REVENUES-STATE	44	53		
<b>TOTAL REVENUES</b>	<b>3,878</b>	<b>4,868</b>	-	-
<b>EXPENDITURES/APPROPRIATIONS</b>				
OTHER FINANCING USES	4,300	4,150		
<b>TOTAL EXPENDITURES/APPROPRIATIONS</b>	<b>4,300</b>	<b>4,150</b>	-	-
<b>NET COST</b>	<b>422</b>	<b>(718)</b>	-	-

**COUNTY OF SAN JOAQUIN  
SCHEDULE 15  
SPECIAL DISTRICTS AND OTHER AGENCIES  
DETAIL OF FINANCING SOURCES AND FINANCING USES  
FISCAL YEAR 2013-2014**

SERVICES COUNTY SERVICE AREAS-PUBLIC WORKS  
DISTRICT NAME CSA 15-WATERLOO 99  
FUND 31501

DETAIL BY REVENUE CATEGORY AND EXPENDITURE OBJECT	2011-2012 ACTUAL	2012-2013 ACTUAL	2013-2014 RECOMMENDED	2013-2014 ADOPTED BY BOARD OF SUPERVISORS
<b>REVENUES</b>				
TAXES	14,847	9,834	11,080	11,080
REVENUE FROM USE OF MONEY AND PROPERTY	1,144	209	200	200
INTERGOVERNMENTAL REVENUES-STATE	194	118	200	200
CHARGES FOR SERVICES	172,440	171,277	168,000	168,000
TRANSFERS IN	145,681	98,150		
<b>TOTAL REVENUES</b>	<b>334,306</b>	<b>279,587</b>	<b>179,480</b>	<b>179,480</b>
<b>EXPENDITURES/APPROPRIATIONS</b>				
SERVICES AND SUPPLIES	321,813	237,682	287,628	287,628
CAPITAL ASSETS-EQUIPMENT		181,242	100,000	100,000
TRANSFERS OUT	145,681	150		
<b>TOTAL EXPENDITURES/APPROPRIATIONS</b>	<b>467,494</b>	<b>419,074</b>	<b>387,628</b>	<b>387,628</b>
<b>NET COST</b>	<b>133,188</b>	<b>139,486</b>	<b>208,148</b>	<b>208,148</b>

**COUNTY OF SAN JOAQUIN  
SCHEDULE 15  
SPECIAL DISTRICTS AND OTHER AGENCIES  
DETAIL OF FINANCING SOURCES AND FINANCING USES  
FISCAL YEAR 2013-2014**

SERVICES COUNTY SERVICE AREAS-PUBLIC WORKS  
DISTRICT NAME CSA 16-PARK COUNTRY ESTATES  
FUND 31601

DETAIL BY REVENUE CATEGORY AND EXPENDITURE OBJECT	2011-2012 ACTUAL	2012-2013 ACTUAL	2013-2014 RECOMMENDED	2013-2014 ADOPTED BY BOARD OF SUPERVISORS
<b>REVENUES</b>				
REVENUE FROM USE OF MONEY AND PROPERTY	196	179	244	244
CHARGES FOR SERVICES	127,543	127,588	127,349	127,349
TRANSFERS IN	210			
<b>TOTAL REVENUES</b>	<b>127,949</b>	<b>127,767</b>	<b>127,593</b>	<b>127,593</b>
<b>EXPENDITURES/APPROPRIATIONS</b>				
SERVICES AND SUPPLIES	108,482	92,191	113,215	113,215
OTHER CHARGES	4	15	15	15
CAPITAL ASSETS-EQUIPMENT			100,000	100,000
TRANSFERS OUT	210			
<b>TOTAL EXPENDITURES/APPROPRIATIONS</b>	<b>108,696</b>	<b>92,207</b>	<b>213,230</b>	<b>213,230</b>
<b>NET COST</b>	<b>(19,253)</b>	<b>(35,560)</b>	<b>85,637</b>	<b>85,637</b>

**COUNTY OF SAN JOAQUIN  
SCHEDULE 15  
SPECIAL DISTRICTS AND OTHER AGENCIES  
DETAIL OF FINANCING SOURCES AND FINANCING USES  
FISCAL YEAR 2013-2014**

SERVICES COUNTY SERVICE AREAS-PUBLIC WORKS  
DISTRICT NAME CSA 17-CHEROKEE INDUST PK  
FUND 31701

DETAIL BY REVENUE CATEGORY AND EXPENDITURE OBJECT	2011-2012 ACTUAL	2012-2013 ACTUAL	2013-2014 RECOMMENDED	2013-2014 ADOPTED BY BOARD OF SUPERVISORS
<b>REVENUES</b>				
REVENUE FROM USE OF MONEY AND PROPERTY	644	469	512	512
CHARGES FOR SERVICES	19,260	19,020	19,260	19,260
TRANSFERS IN	75,161	76		
<b>TOTAL REVENUES</b>	<b>95,065</b>	<b>19,565</b>	<b>19,772</b>	<b>19,772</b>
<b>EXPENDITURES/APPROPRIATIONS</b>				
SERVICES AND SUPPLIES	13,711	12,619	20,536	20,536
OTHER CHARGES	5	16		
CAPITAL ASSETS-EQUIPMENT			190,000	190,000
TRANSFERS OUT	75,161	76		
<b>TOTAL EXPENDITURES/APPROPRIATIONS</b>	<b>88,877</b>	<b>12,710</b>	<b>210,536</b>	<b>210,536</b>
<b>NET COST</b>	<b>(6,188)</b>	<b>(6,855)</b>	<b>190,765</b>	<b>190,765</b>

**COUNTY OF SAN JOAQUIN  
SCHEDULE 15  
SPECIAL DISTRICTS AND OTHER AGENCIES  
DETAIL OF FINANCING SOURCES AND FINANCING USES  
FISCAL YEAR 2013-2014**

SERVICES COUNTY SERVICE AREAS-PUBLIC WORKS  
DISTRICT NAME CSA 18-FAIRWAY ESTATES  
FUND 31801

DETAIL BY REVENUE CATEGORY AND EXPENDITURE OBJECT	2011-2012 ACTUAL	2012-2013 ACTUAL	2013-2014 RECOMMENDED	2013-2014 ADOPTED BY BOARD OF SUPERVISORS
<b>REVENUES</b>				
REVENUE FROM USE OF MONEY AND PROPERTY	307	237	234	234
CHARGES FOR SERVICES	34,666	34,666	34,666	34,666
TRANSFERS IN	45,615	46		
OTHER FINANCING SOURCES				
<b>TOTAL REVENUES</b>	<b>80,588</b>	<b>34,949</b>	<b>34,900</b>	<b>34,900</b>
<b>EXPENDITURES/APPROPRIATIONS</b>				
SERVICES AND SUPPLIES	40,059	32,001	48,993	48,993
CAPITAL ASSETS-EQUIPMENT			75,000	75,000
TRANSFERS OUT	45,615	46		
<b>TOTAL EXPENDITURES/APPROPRIATIONS</b>	<b>85,674</b>	<b>32,047</b>	<b>123,993</b>	<b>123,993</b>
<b>NET COST</b>	<b>5,085</b>	<b>(2,902)</b>	<b>89,093</b>	<b>89,093</b>

**COUNTY OF SAN JOAQUIN  
SCHEDULE 15  
SPECIAL DISTRICTS AND OTHER AGENCIES  
DETAIL OF FINANCING SOURCES AND FINANCING USES  
FISCAL YEAR 2013-2014**

SERVICES COUNTY SERVICE AREAS-PUBLIC WORKS  
DISTRICT NAME CSA 21-OAK CREEK  
FUND 32101

DETAIL BY REVENUE CATEGORY AND EXPENDITURE OBJECT	2011-2012 ACTUAL	2012-2013 ACTUAL	2013-2014 RECOMMENDED	2013-2014 ADOPTED BY BOARD OF SUPERVISORS
<b>REVENUES</b>				
REVENUE FROM USE OF MONEY AND PROPERTY	254	190	213	213
CHARGES FOR SERVICES	9,590	9,590	9,590	9,590
TRANSFERS IN	20,029	19		
<b>TOTAL REVENUES</b>	<b>29,873</b>	<b>9,799</b>	<b>9,803</b>	<b>9,803</b>
<b>EXPENDITURES/APPROPRIATIONS</b>				
SERVICES AND SUPPLIES	5,956	5,650	7,619	7,619
CAPITAL ASSETS-EQUIPMENT			10,000	10,000
TRANSFERS OUT	20,029	19		
<b>TOTAL EXPENDITURES/APPROPRIATIONS</b>	<b>25,985</b>	<b>5,669</b>	<b>17,619</b>	<b>17,619</b>
<b>NET COST</b>	<b>(3,888)</b>	<b>(4,130)</b>	<b>7,815</b>	<b>7,815</b>

**COUNTY OF SAN JOAQUIN  
SCHEDULE 15  
SPECIAL DISTRICTS AND OTHER AGENCIES  
DETAIL OF FINANCING SOURCES AND FINANCING USES  
FISCAL YEAR 2013-2014**

**SERVICES** COUNTY SERVICE AREAS-PUBLIC WORKS  
**DISTRICT NAME** CSA 23-GRANADA GLEN  
**FUND** 32301

DETAIL BY REVENUE CATEGORY AND EXPENDITURE OBJECT	2011-2012 ACTUAL	2012-2013 ACTUAL	2013-2014 RECOMMENDED	2013-2014 ADOPTED BY BOARD OF SUPERVISORS
<b>REVENUES</b>				
REVENUE FROM USE OF MONEY AND PROPERTY	31	19	24	24
CHARGES FOR SERVICES	8,285	8,258	8,285	8,285
TRANSFERS IN	7,866	7		
<b>TOTAL REVENUES</b>	<b>16,182</b>	<b>8,284</b>	<b>8,309</b>	<b>8,309</b>
<b>EXPENDITURES/APPROPRIATIONS</b>				
SERVICES AND SUPPLIES	7,782	9,387	10,154	10,154
OTHER CHARGES	5	16	65	65
CAPITAL ASSETS-EQUIPMENT			5,000	5,000
TRANSFERS OUT	7,866	7		
<b>TOTAL EXPENDITURES/APPROPRIATIONS</b>	<b>15,653</b>	<b>9,410</b>	<b>15,219</b>	<b>15,219</b>
<b>NET COST</b>	<b>(529)</b>	<b>1,126</b>	<b>6,911</b>	<b>6,911</b>

**COUNTY OF SAN JOAQUIN  
SCHEDULE 15  
SPECIAL DISTRICTS AND OTHER AGENCIES  
DETAIL OF FINANCING SOURCES AND FINANCING USES  
FISCAL YEAR 2013-2014**

**SERVICES** COUNTY SERVICE AREAS-PUBLIC WORKS  
**DISTRICT NAME** CSA 24-MOZNETT ESTATES-GENERAL  
**FUND** 32401

DETAIL BY REVENUE CATEGORY AND EXPENDITURE OBJECT	2011-2012 ACTUAL	2012-2013 ACTUAL	2013-2014 RECOMMENDED	2013-2014 ADOPTED BY BOARD OF SUPERVISORS
<b>REVENUES</b>				
REVENUE FROM USE OF MONEY AND PROPERTY	512	401	346	346
CHARGES FOR SERVICES	20,700	20,700	20,700	20,700
TRANSFERS IN	45,433	46		
<b>TOTAL REVENUES</b>	<b>66,645</b>	<b>21,147</b>	<b>21,046</b>	<b>21,046</b>
<b>EXPENDITURES/APPROPRIATIONS</b>				
SERVICES AND SUPPLIES	3,943	5,953	6,821	6,821
OTHER CHARGES	2	8	5	5
CAPITAL ASSETS-EQUIPMENT			50,000	50,000
TRANSFERS OUT	45,433	46		
<b>TOTAL EXPENDITURES/APPROPRIATIONS</b>	<b>49,378</b>	<b>6,007</b>	<b>56,826</b>	<b>56,826</b>
<b>NET COST</b>	<b>(17,267)</b>	<b>(15,140)</b>	<b>35,780</b>	<b>35,780</b>

**COUNTY OF SAN JOAQUIN  
SCHEDULE 15  
SPECIAL DISTRICTS AND OTHER AGENCIES  
DETAIL OF FINANCING SOURCES AND FINANCING USES  
FISCAL YEAR 2013-2014**

SERVICES COUNTY SERVICE AREAS-PUBLIC WORKS  
DISTRICT NAME CSA 25-CAPEWOOD  
FUND 32501

DETAIL BY REVENUE CATEGORY AND EXPENDITURE OBJECT	2011-2012 ACTUAL	2012-2013 ACTUAL	2013-2014 RECOMMENDED	2013-2014 ADOPTED BY BOARD OF SUPERVISORS
<b>REVENUES</b>				
REVENUE FROM USE OF MONEY AND PROPERTY	84	61	64	64
CHARGES FOR SERVICES	440	440	440	440
TRANSFERS IN	4,322	4		
<b>TOTAL REVENUES</b>	<b>4,846</b>	<b>505</b>	<b>504</b>	<b>504</b>
<b>EXPENDITURES/APPROPRIATIONS</b>				
SERVICES AND SUPPLIES	86	100	3,374	3,374
CAPITAL ASSETS-EQUIPMENT			10,000	10,000
TRANSFERS OUT	4,322	4		
<b>TOTAL EXPENDITURES/APPROPRIATIONS</b>	<b>4,408</b>	<b>104</b>	<b>13,374</b>	<b>13,374</b>
<b>NET COST</b>	<b>(439)</b>	<b>(401)</b>	<b>12,870</b>	<b>12,870</b>

**COUNTY OF SAN JOAQUIN  
SCHEDULE 15  
SPECIAL DISTRICTS AND OTHER AGENCIES  
DETAIL OF FINANCING SOURCES AND FINANCING USES  
FISCAL YEAR 2013-2014**

SERVICES COUNTY SERVICE AREAS-PUBLIC WORKS  
DISTRICT NAME CSA 29-FOREST LAKE-GENERAL  
FUND 32901

DETAIL BY REVENUE CATEGORY AND EXPENDITURE OBJECT	2011-2012 ACTUAL	2012-2013 ACTUAL	2013-2014 RECOMMENDED	2013-2014 ADOPTED BY BOARD OF SUPERVISORS
<b>REVENUES</b>				
REVENUE FROM USE OF MONEY AND PROPERTY	304	224	249	249
CHARGES FOR SERVICES	8,200	8,200	8,200	8,200
TRANSFERS IN	25,222	25		
<b>TOTAL REVENUES</b>	<b>33,726</b>	<b>8,449</b>	<b>8,449</b>	<b>8,449</b>
<b>EXPENDITURES/APPROPRIATIONS</b>				
SERVICES AND SUPPLIES	1,921	6,857	10,700	10,700
CAPITAL ASSETS-EQUIPMENT			53,929	53,929
TRANSFERS OUT	25,222	25		
<b>TOTAL EXPENDITURES/APPROPRIATIONS</b>	<b>27,143</b>	<b>6,882</b>	<b>64,629</b>	<b>64,629</b>
<b>NET COST</b>	<b>(6,583)</b>	<b>(1,567)</b>	<b>56,180</b>	<b>56,180</b>

**COUNTY OF SAN JOAQUIN  
SCHEDULE 15  
SPECIAL DISTRICTS AND OTHER AGENCIES  
DETAIL OF FINANCING SOURCES AND FINANCING USES  
FISCAL YEAR 2013-2014**

**SERVICES** COUNTY SERVICE AREAS-PUBLIC WORKS  
**DISTRICT NAME** CSA 30-MTCA INDUST PK-GENERAL  
**FUND** 33001

DETAIL BY REVENUE CATEGORY AND EXPENDITURE OBJECT	2011-2012 ACTUAL	2012-2013 ACTUAL	2013-2014 RECOMMENDED	2013-2014 ADOPTED BY BOARD OF SUPERVISORS
<b>REVENUES</b>				
REVENUE FROM USE OF MONEY AND PROPERTY	638	387	377	377
CHARGES FOR SERVICES	42,412	39,096	41,801	41,801
TRANSFERS IN	38,324	1,101		
<b>TOTAL REVENUES</b>	<b>81,374</b>	<b>40,584</b>	<b>42,178</b>	<b>42,178</b>
<b>EXPENDITURES/APPROPRIATIONS</b>				
SERVICES AND SUPPLIES	52,448	64,683	71,289	71,289
CAPITAL ASSETS-EQUIPMENT			115,000	115,000
TRANSFERS OUT	38,324	1,101		
<b>TOTAL EXPENDITURES/APPROPRIATIONS</b>	<b>90,772</b>	<b>65,784</b>	<b>186,289</b>	<b>186,289</b>
<b>NET COST</b>	<b>9,398</b>	<b>25,200</b>	<b>144,111</b>	<b>144,111</b>

**COUNTY OF SAN JOAQUIN**  
**SCHEDULE 15**  
**SPECIAL DISTRICTS AND OTHER AGENCIES**  
**DETAIL OF FINANCING SOURCES AND FINANCING USES**  
**FISCAL YEAR 2013-2014**

**SERVICES** COUNTY SERVICE AREAS-PUBLIC WORKS  
**DISTRICT NAME** CSA 31-SADDLE-FLAG CITY-GENERA  
**FUND** 33101

DETAIL BY REVENUE CATEGORY AND EXPENDITURE OBJECT	2011-2012 ACTUAL	2012-2013 ACTUAL	2013-2014 RECOMMENDED	2013-2014 ADOPTED BY BOARD OF SUPERVISORS
<b>REVENUES</b>				
REVENUE FROM USE OF MONEY AND PROPERTY	1,050	788	977	977
CHARGES FOR SERVICES	154,065	155,056	182,280	182,280
TRANSFERS IN	9,204	9		
<b>TOTAL REVENUES</b>	<b>164,319</b>	<b>155,853</b>	<b>183,257</b>	<b>183,257</b>
<b>EXPENDITURES/APPROPRIATIONS</b>				
SERVICES AND SUPPLIES	128,053	106,411	132,596	132,596
OTHER CHARGES	3	9	10	10
CAPITAL ASSETS-EQUIPMENT			200,000	200,000
TRANSFERS OUT	9,204	9		
<b>TOTAL EXPENDITURES/APPROPRIATIONS</b>	<b>137,261</b>	<b>106,429</b>	<b>332,606</b>	<b>332,606</b>
<b>NET COST</b>	<b>(27,058)</b>	<b>(49,423)</b>	<b>149,349</b>	<b>149,349</b>

**COUNTY OF SAN JOAQUIN  
SCHEDULE 15  
SPECIAL DISTRICTS AND OTHER AGENCIES  
DETAIL OF FINANCING SOURCES AND FINANCING USES  
FISCAL YEAR 2013-2014**

SERVICES COUNTY SERVICE AREAS-PUBLIC WORKS  
DISTRICT NAME CSA 31-ZONE W  
FUND 33131

DETAIL BY REVENUE CATEGORY AND EXPENDITURE OBJECT	2011-2012 ACTUAL	2012-2013 ACTUAL	2013-2014 RECOMMENDED	2013-2014 ADOPTED BY BOARD OF SUPERVISORS
<b>REVENUES</b>				
REVENUE FROM USE OF MONEY AND PROPERTY	68	102	110	110
CHARGES FOR SERVICES	61,536	79,473	99,203	99,203
<b>TOTAL REVENUES</b>	<b>61,604</b>	<b>79,575</b>	<b>99,313</b>	<b>99,313</b>
<b>EXPENDITURES/APPROPRIATIONS</b>				
SERVICES AND SUPPLIES	45,479	49,528	79,616	79,616
CAPITAL ASSETS-EQUIPMENT			80,000	80,000
COST REIMBURSEMENTS		(19,025)		
<b>TOTAL EXPENDITURES/APPROPRIATIONS</b>	<b>45,479</b>	<b>30,503</b>	<b>159,616</b>	<b>159,616</b>
<b>NET COST</b>	<b>(16,125)</b>	<b>(49,072)</b>	<b>60,303</b>	<b>60,303</b>

**COUNTY OF SAN JOAQUIN  
SCHEDULE 15  
SPECIAL DISTRICTS AND OTHER AGENCIES  
DETAIL OF FINANCING SOURCES AND FINANCING USES  
FISCAL YEAR 2013-2014**

**SERVICES** COUNTY SERVICE AREAS-PUBLIC WORKS  
**DISTRICT NAME** CSA 31-WASTE WATER CA  
**FUND** 33192

DETAIL BY REVENUE CATEGORY AND EXPENDITURE OBJECT	2011-2012 ACTUAL	2012-2013 ACTUAL	2013-2014 RECOMMENDED	2013-2014 ADOPTED BY BOARD OF SUPERVISORS
<b>REVENUES</b>				
REVENUE FROM USE OF MONEY AND PROPERTY	818	(115)	(249)	(249)
CHARGES FOR SERVICES	750,504	747,875	805,223	805,223
<b>TOTAL REVENUES</b>	<b>751,322</b>	<b>747,760</b>	<b>804,974</b>	<b>804,974</b>
<b>EXPENDITURES/APPROPRIATIONS</b>				
SERVICES AND SUPPLIES	307,287	336,075	335,867	335,867
OTHER CHARGES	12,015	8	20	20
CAPITAL ASSETS-EQUIPMENT			60,000	60,000
OTHER FINANCING USES	672,136	675,867	675,868	675,868
<b>TOTAL EXPENDITURES/APPROPRIATIONS</b>	<b>991,439</b>	<b>1,011,950</b>	<b>1,071,755</b>	<b>1,071,755</b>
<b>NET COST</b>	<b>240,117</b>	<b>264,190</b>	<b>266,781</b>	<b>266,781</b>

**COUNTY OF SAN JOAQUIN  
SCHEDULE 15  
SPECIAL DISTRICTS AND OTHER AGENCIES  
DETAIL OF FINANCING SOURCES AND FINANCING USES  
FISCAL YEAR 2013-2014**

**SERVICES** COUNTY SERVICE AREAS-PUBLIC WORKS  
**DISTRICT NAME** CSA 35-LOS RANCHOS-GENERAL  
**FUND** 33501

DETAIL BY REVENUE CATEGORY AND EXPENDITURE OBJECT	2011-2012 ACTUAL	2012-2013 ACTUAL	2013-2014 RECOMMENDED	2013-2014 ADOPTED BY BOARD OF SUPERVISORS
<b>REVENUES</b>				
REVENUE FROM USE OF MONEY AND PROPERTY	302	140	116	116
CHARGES FOR SERVICES	85,561	84,141	84,180	84,180
TRANSFERS IN	27,132	31		
<b>TOTAL REVENUES</b>	<b>112,996</b>	<b>84,312</b>	<b>84,295</b>	<b>84,295</b>
<b>EXPENDITURES/APPROPRIATIONS</b>				
SERVICES AND SUPPLIES	98,856	85,284	118,712	118,712
CAPITAL ASSETS-EQUIPMENT	19,477		70,000	70,000
TRANSFERS OUT	27,132	31		
<b>TOTAL EXPENDITURES/APPROPRIATIONS</b>	<b>145,465</b>	<b>85,315</b>	<b>188,712</b>	<b>188,712</b>
<b>NET COST</b>	<b>32,469</b>	<b>1,002</b>	<b>104,417</b>	<b>104,417</b>

**COUNTY OF SAN JOAQUIN  
SCHEDULE 15  
SPECIAL DISTRICTS AND OTHER AGENCIES  
DETAIL OF FINANCING SOURCES AND FINANCING USES  
FISCAL YEAR 2013-2014**

SERVICES COUNTY SERVICE AREAS-PUBLIC WORKS  
DISTRICT NAME CSA 35-WTR FD  
FUND 33597

DETAIL BY REVENUE CATEGORY AND EXPENDITURE OBJECT	2011-2012 ACTUAL	2012-2013 ACTUAL	2013-2014 RECOMMENDED	2013-2014 ADOPTED BY BOARD OF SUPERVISORS
<b>REVENUES</b>				
REVENUE FROM USE OF MONEY AND PROPERTY	2,825	1,995		
<b>TOTAL REVENUES</b>	<b>2,825</b>	<b>1,995</b>	-	-
<b>EXPENDITURES/APPROPRIATIONS</b>				
<b>TOTAL EXPENDITURES/APPROPRIATIONS</b>	-	-	-	-
<b>NET COST</b>	<b>(2,825)</b>	<b>(1,995)</b>	-	-

**COUNTY OF SAN JOAQUIN  
SCHEDULE 15  
SPECIAL DISTRICTS AND OTHER AGENCIES  
DETAIL OF FINANCING SOURCES AND FINANCING USES  
FISCAL YEAR 2013-2014**

SERVICES COUNTY SERVICE AREAS-PUBLIC WORKS  
DISTRICT NAME CSA 36-LLOYD LANE-GENERAL  
FUND 33601

DETAIL BY REVENUE CATEGORY AND EXPENDITURE OBJECT	2011-2012 ACTUAL	2012-2013 ACTUAL	2013-2014 RECOMMENDED	2013-2014 ADOPTED BY BOARD OF SUPERVISORS
<b>REVENUES</b>				
REVENUE FROM USE OF MONEY AND PROPERTY	137	98	107	107
CHARGES FOR SERVICES	1,200	1,200	1,200	1,200
TRANSFERS IN	28,480	29		
<b>TOTAL REVENUES</b>	<b>29,817</b>	<b>1,327</b>	<b>1,307</b>	<b>1,307</b>
<b>EXPENDITURES/APPROPRIATIONS</b>				
SERVICES AND SUPPLIES	871	692	1,372	1,372
CAPITAL ASSETS-EQUIPMENT			21,000	21,000
TRANSFERS OUT	28,480	29		
<b>TOTAL EXPENDITURES/APPROPRIATIONS</b>	<b>29,351</b>	<b>721</b>	<b>22,372</b>	<b>22,372</b>
<b>NET COST</b>	<b>(466)</b>	<b>(606)</b>	<b>21,065</b>	<b>21,065</b>

**COUNTY OF SAN JOAQUIN  
SCHEDULE 15  
SPECIAL DISTRICTS AND OTHER AGENCIES  
DETAIL OF FINANCING SOURCES AND FINANCING USES  
FISCAL YEAR 2013-2014**

SERVICES COUNTY SERVICE AREAS-PUBLIC WORKS  
DISTRICT NAME CSA 36-ZONE A  
FUND 33631

DETAIL BY REVENUE CATEGORY AND EXPENDITURE OBJECT	2011-2012 ACTUAL	2012-2013 ACTUAL	2013-2014 RECOMMENDED	2013-2014 ADOPTED BY BOARD OF SUPERVISORS
<b>REVENUES</b>				
REVENUE FROM USE OF MONEY AND PROPERTY	32	24	28	28
CHARGES FOR SERVICES	876	876	876	876
<b>TOTAL REVENUES</b>	<b>908</b>	<b>900</b>	<b>904</b>	<b>904</b>
<b>EXPENDITURES/APPROPRIATIONS</b>				
SERVICES AND SUPPLIES	445	479	908	908
CAPITAL ASSETS-EQUIPMENT			10,000	10,000
<b>TOTAL EXPENDITURES/APPROPRIATIONS</b>	<b>445</b>	<b>479</b>	<b>10,908</b>	<b>10,908</b>
<b>NET COST</b>	<b>(463)</b>	<b>(421)</b>	<b>10,004</b>	<b>10,004</b>

**COUNTY OF SAN JOAQUIN  
SCHEDULE 15  
SPECIAL DISTRICTS AND OTHER AGENCIES  
DETAIL OF FINANCING SOURCES AND FINANCING USES  
FISCAL YEAR 2013-2014**

SERVICES COUNTY SERVICE AREAS-PUBLIC WORKS  
DISTRICT NAME CSA 36-ZONE B  
FUND 33632

DETAIL BY REVENUE CATEGORY AND EXPENDITURE OBJECT	2011-2012 ACTUAL	2012-2013 ACTUAL	2013-2014 RECOMMENDED	2013-2014 ADOPTED BY BOARD OF SUPERVISORS
<b>REVENUES</b>				
REVENUE FROM USE OF MONEY AND PROPERTY	59	44	53	53
CHARGES FOR SERVICES	1,890	1,890	1,890	1,890
<b>TOTAL REVENUES</b>	<b>1,949</b>	<b>1,934</b>	<b>1,943</b>	<b>1,943</b>
<b>EXPENDITURES/APPROPRIATIONS</b>				
SERVICES AND SUPPLIES	465	477	1,189	1,189
CAPITAL ASSETS-EQUIPMENT			20,000	20,000
<b>TOTAL EXPENDITURES/APPROPRIATIONS</b>	<b>465</b>	<b>477</b>	<b>21,189</b>	<b>21,189</b>
<b>NET COST</b>	<b>(1,484)</b>	<b>(1,457)</b>	<b>19,246</b>	<b>19,246</b>

**COUNTY OF SAN JOAQUIN  
SCHEDULE 15  
SPECIAL DISTRICTS AND OTHER AGENCIES  
DETAIL OF FINANCING SOURCES AND FINANCING USES  
FISCAL YEAR 2013-2014**

SERVICES COUNTY SERVICE AREAS-PUBLIC WORKS  
DISTRICT NAME CSA 37-MARTY COURT-GENERAL  
FUND 33701

DETAIL BY REVENUE CATEGORY AND EXPENDITURE OBJECT	2011-2012 ACTUAL	2012-2013 ACTUAL	2013-2014 RECOMMENDED	2013-2014 ADOPTED BY BOARD OF SUPERVISORS
<b>REVENUES</b>				
REVENUE FROM USE OF MONEY AND PROPERTY	27	19	21	21
CHARGES FOR SERVICES	1,200	1,200	1,200	1,200
TRANSFERS IN	3,231	2		
<b>TOTAL REVENUES</b>	<b>4,458</b>	<b>1,221</b>	<b>1,221</b>	<b>1,221</b>
<b>EXPENDITURES/APPROPRIATIONS</b>				
SERVICES AND SUPPLIES	1,358	2,006	2,516	2,516
CAPITAL ASSETS-EQUIPMENT			5,000	5,000
TRANSFERS OUT	3,231	2		
<b>TOTAL EXPENDITURES/APPROPRIATIONS</b>	<b>4,589</b>	<b>2,008</b>	<b>7,516</b>	<b>7,516</b>
<b>NET COST</b>	<b>131</b>	<b>787</b>	<b>6,295</b>	<b>6,295</b>

**COUNTY OF SAN JOAQUIN  
SCHEDULE 15  
SPECIAL DISTRICTS AND OTHER AGENCIES  
DETAIL OF FINANCING SOURCES AND FINANCING USES  
FISCAL YEAR 2013-2014**

**SERVICES** COUNTY SERVICE AREAS-PUBLIC WORKS  
**DISTRICT NAME** CSA 41-EAGLECREST-GENERAL  
**FUND** 34101

**REVENUES**

REVENUE FROM USE OF MONEY AND PROPERTY	180	125	137	137
CHARGES FOR SERVICES	5,940	5,940	5,940	5,940
TRANSFERS IN	7,066	6		
<b>TOTAL REVENUES</b>	<b>13,186</b>	<b>6,071</b>	<b>6,077</b>	<b>6,077</b>

**EXPENDITURES/APPROPRIATIONS**

SERVICES AND SUPPLIES	7,299	5,389	6,261	6,261
CAPITAL ASSETS-EQUIPMENT			25,000	25,000
TRANSFERS OUT	7,066	6		
<b>TOTAL EXPENDITURES/APPROPRIATIONS</b>	<b>14,365</b>	<b>5,395</b>	<b>31,261</b>	<b>31,261</b>

<b>NET COST</b>	<b>1,179</b>	<b>(676)</b>	<b>25,184</b>	<b>25,184</b>
-----------------	--------------	--------------	---------------	---------------

**COUNTY OF SAN JOAQUIN  
SCHEDULE 15  
SPECIAL DISTRICTS AND OTHER AGENCIES  
DETAIL OF FINANCING SOURCES AND FINANCING USES  
FISCAL YEAR 2013-2014**

SERVICES COUNTY SERVICE AREAS-PUBLIC WORKS  
DISTRICT NAME CSA 41 ZONE N - TIERRA DEL SOL  
FUND 34114

DETAIL BY REVENUE CATEGORY AND EXPENDITURE OBJECT	2011-2012 ACTUAL	2012-2013 ACTUAL	2013-2014 RECOMMENDED	2013-2014 ADOPTED BY BOARD OF SUPERVISORS
<b>REVENUES</b>				
REVENUE FROM USE OF MONEY AND PROPERTY	68	172	160	160
CHARGES FOR SERVICES	68,986		38,412	38,412
<b>TOTAL REVENUES</b>	<b>69,054</b>	<b>172</b>	<b>38,572</b>	<b>38,572</b>
<b>EXPENDITURES/APPROPRIATIONS</b>				
SERVICES AND SUPPLIES	5,547	2,592	15,940	15,940
CAPITAL ASSETS-EQUIPMENT			45,000	45,000
<b>TOTAL EXPENDITURES/APPROPRIATIONS</b>	<b>5,547</b>	<b>2,592</b>	<b>60,940</b>	<b>60,940</b>
<b>NET COST</b>	<b>(63,507)</b>	<b>2,420</b>	<b>22,368</b>	<b>22,368</b>

**COUNTY OF SAN JOAQUIN  
SCHEDULE 15  
SPECIAL DISTRICTS AND OTHER AGENCIES  
DETAIL OF FINANCING SOURCES AND FINANCING USES  
FISCAL YEAR 2013-2014**

SERVICES COUNTY SERVICE AREAS-PUBLIC WORKS  
DISTRICT NAME CSA-41 ZONE C  
FUND 34131

DETAIL BY REVENUE CATEGORY AND EXPENDITURE OBJECT	2011-2012 ACTUAL	2012-2013 ACTUAL	2013-2014 RECOMMENDED	2013-2014 ADOPTED BY BOARD OF SUPERVISORS
<b>REVENUES</b>				
REVENUE FROM USE OF MONEY AND PROPERTY	(11)	(4)		
<b>TOTAL REVENUES</b>	<b>(11)</b>	<b>(4)</b>	-	-
<b>EXPENDITURES/APPROPRIATIONS</b>				
<b>TOTAL EXPENDITURES/APPROPRIATIONS</b>	-	-	-	-
<b>NET COST</b>	<b>11</b>	<b>4</b>	-	-

**COUNTY OF SAN JOAQUIN  
SCHEDULE 15  
SPECIAL DISTRICTS AND OTHER AGENCIES  
DETAIL OF FINANCING SOURCES AND FINANCING USES  
FISCAL YEAR 2013-2014**

**SERVICES** COUNTY SERVICE AREAS-PUBLIC WORKS  
**DISTRICT NAME** CSA 42-BLATT ESTATES-GENERAL  
**FUND** 34201

DETAIL BY REVENUE CATEGORY AND EXPENDITURE OBJECT	2011-2012 ACTUAL	2012-2013 ACTUAL	2013-2014 RECOMMENDED	2013-2014 ADOPTED BY BOARD OF SUPERVISORS
<b>REVENUES</b>				
REVENUE FROM USE OF MONEY AND PROPERTY	101	73	79	79
CHARGES FOR SERVICES	3,850	3,850	3,850	3,850
TRANSFERS IN	9,042	8		
<b>TOTAL REVENUES</b>	<b>12,993</b>	<b>3,931</b>	<b>3,929</b>	<b>3,929</b>
<b>EXPENDITURES/APPROPRIATIONS</b>				
SERVICES AND SUPPLIES	3,950	3,040	5,068	5,068
CAPITAL ASSETS-EQUIPMENT			10,000	10,000
TRANSFERS OUT	9,042	8		
<b>TOTAL EXPENDITURES/APPROPRIATIONS</b>	<b>12,992</b>	<b>3,048</b>	<b>15,068</b>	<b>15,068</b>
<b>NET COST</b>	<b>(1)</b>	<b>(883)</b>	<b>11,139</b>	<b>11,139</b>

**COUNTY OF SAN JOAQUIN  
SCHEDULE 15  
SPECIAL DISTRICTS AND OTHER AGENCIES  
DETAIL OF FINANCING SOURCES AND FINANCING USES  
FISCAL YEAR 2013-2014**

**SERVICES** COUNTY SERVICE AREAS-PUBLIC WORKS  
**DISTRICT NAME** CSA 43-CLEMENTS-GENERAL  
**FUND** 34301

DETAIL BY REVENUE CATEGORY AND EXPENDITURE OBJECT	2011-2012 ACTUAL	2012-2013 ACTUAL	2013-2014 RECOMMENDED	2013-2014 ADOPTED BY BOARD OF SUPERVISORS
<b>REVENUES</b>				
TAXES	1,466	1,452	1,105	1,105
REVENUE FROM USE OF MONEY AND PROPERTY	346	198	160	160
INTERGOVERNMENTAL REVENUES-STATE	19	18	20	20
CHARGES FOR SERVICES	46,101	50,260	51,100	51,100
TRANSFERS IN	22,092	22		
<b>TOTAL REVENUES</b>	<b>70,024</b>	<b>51,950</b>	<b>52,385</b>	<b>52,385</b>
<b>EXPENDITURES/APPROPRIATIONS</b>				
SERVICES AND SUPPLIES	62,866	53,096	61,531	61,531
OTHER CHARGES	15	8	1,000	1,000
CAPITAL ASSETS-EQUIPMENT			60,000	60,000
COST REIMBURSEMENTS	80			
TRANSFERS OUT	22,092	22		
<b>TOTAL EXPENDITURES/APPROPRIATIONS</b>	<b>85,053</b>	<b>53,126</b>	<b>122,531</b>	<b>122,531</b>
<b>NET COST</b>	<b>15,029</b>	<b>1,176</b>	<b>70,146</b>	<b>70,146</b>

**COUNTY OF SAN JOAQUIN  
SCHEDULE 15  
SPECIAL DISTRICTS AND OTHER AGENCIES  
DETAIL OF FINANCING SOURCES AND FINANCING USES  
FISCAL YEAR 2013-2014**

SERVICES COUNTY SERVICE AREAS-PUBLIC WORKS  
DISTRICT NAME CSA 43-ZN D  
FUND 34331

DETAIL BY REVENUE CATEGORY AND EXPENDITURE OBJECT	2011-2012 ACTUAL	2012-2013 ACTUAL	2013-2014 RECOMMENDED	2013-2014 ADOPTED BY BOARD OF SUPERVISORS
<b>REVENUES</b>				
REVENUE FROM USE OF MONEY AND PROPERTY	34	28	37	37
CHARGES FOR SERVICES	3,927	4,320	4,752	4,752
TRANSFERS IN	2,005	1		
<b>TOTAL REVENUES</b>	<b>5,966</b>	<b>4,349</b>	<b>4,789</b>	<b>4,789</b>
<b>EXPENDITURES/APPROPRIATIONS</b>				
SERVICES AND SUPPLIES	2,731	2,967	3,152	3,152
CAPITAL ASSETS-EQUIPMENT			15,000	15,000
TRANSFERS OUT	2,005	1		
<b>TOTAL EXPENDITURES/APPROPRIATIONS</b>	<b>4,736</b>	<b>2,968</b>	<b>18,152</b>	<b>18,152</b>
<b>NET COST</b>	<b>(1,230)</b>	<b>(1,381)</b>	<b>13,363</b>	<b>13,363</b>

**COUNTY OF SAN JOAQUIN  
SCHEDULE 15  
SPECIAL DISTRICTS AND OTHER AGENCIES  
DETAIL OF FINANCING SOURCES AND FINANCING USES  
FISCAL YEAR 2013-2014**

**SERVICES** COUNTY SERVICE AREAS-PUBLIC WORKS  
**DISTRICT NAME** CSA 44-FAIR OAKS-APRICOT ACRES  
**FUND** 34401

DETAIL BY REVENUE CATEGORY AND EXPENDITURE OBJECT	2011-2012 ACTUAL	2012-2013 ACTUAL	2013-2014 RECOMMENDED	2013-2014 ADOPTED BY BOARD OF SUPERVISORS
<b>REVENUES</b>				
REVENUE FROM USE OF MONEY AND PROPERTY	375	232	384	384
MISCELLANEOUS REVENUES	1,248	3,667		
CHARGES FOR SERVICES	148,348	130,892	147,262	147,262
TRANSFERS IN		30,786		
<b>TOTAL REVENUES</b>	<b>149,970</b>	<b>165,577</b>	<b>147,647</b>	<b>147,647</b>
<b>EXPENDITURES/APPROPRIATIONS</b>				
SERVICES AND SUPPLIES	239,187	231,412	264,955	264,955
OTHER CHARGES	2	8	605	605
CAPITAL ASSETS-EQUIPMENT			200,000	200,000
COST REIMBURSEMENTS	(84,882)	(107,772)	(115,000)	(115,000)
TRANSFERS OUT		30,786		
<b>TOTAL EXPENDITURES/APPROPRIATIONS</b>	<b>154,307</b>	<b>154,434</b>	<b>350,560</b>	<b>350,560</b>
<b>NET COST</b>	<b>4,337</b>	<b>(11,142)</b>	<b>202,913</b>	<b>202,913</b>

**COUNTY OF SAN JOAQUIN  
SCHEDULE 15  
SPECIAL DISTRICTS AND OTHER AGENCIES  
DETAIL OF FINANCING SOURCES AND FINANCING USES  
FISCAL YEAR 2013-2014**

SERVICES COUNTY SERVICE AREAS-PUBLIC WORKS  
DISTRICT NAME CSA 44-ZN E  
FUND 34431

DETAIL BY REVENUE CATEGORY AND EXPENDITURE OBJECT	2011-2012 ACTUAL	2012-2013 ACTUAL	2013-2014 RECOMMENDED	2013-2014 ADOPTED BY BOARD OF SUPERVISORS
<b>REVENUES</b>				
REVENUE FROM USE OF MONEY AND PROPERTY	91	79	25	25
CHARGES FOR SERVICES	260,781	271,648	250,271	250,271
TRANSFERS IN		12,158		
<b>TOTAL REVENUES</b>	<b>260,872</b>	<b>283,884</b>	<b>250,296</b>	<b>250,296</b>
<b>EXPENDITURES/APPROPRIATIONS</b>				
SERVICES AND SUPPLIES	317,231	305,819	406,848	406,848
CAPITAL ASSETS-EQUIPMENT	1,401		30,000	30,000
TRANSFERS OUT		12,158		
OTHER FINANCING USES			10,000	10,000
<b>TOTAL EXPENDITURES/APPROPRIATIONS</b>	<b>318,632</b>	<b>317,977</b>	<b>446,848</b>	<b>446,848</b>
<b>NET COST</b>	<b>57,760</b>	<b>34,093</b>	<b>196,552</b>	<b>196,552</b>

**COUNTY OF SAN JOAQUIN  
SCHEDULE 15  
SPECIAL DISTRICTS AND OTHER AGENCIES  
DETAIL OF FINANCING SOURCES AND FINANCING USES  
FISCAL YEAR 2013-2014**

SERVICES COUNTY SERVICE AREAS-PUBLIC WORKS  
DISTRICT NAME CSA 44-ZN G-LINNE ESTATES  
FUND 34441

DETAIL BY REVENUE CATEGORY AND EXPENDITURE OBJECT	2011-2012 ACTUAL	2012-2013 ACTUAL	2013-2014 RECOMMENDED	2013-2014 ADOPTED BY BOARD OF SUPERVISORS
<b>REVENUES</b>				
REVENUE FROM USE OF MONEY AND PROPERTY	445	211	100	100
CHARGES FOR SERVICES	317,190	336,945	317,735	317,735
TRANSFERS IN		61,791		
<b>TOTAL REVENUES</b>	<b>317,635</b>	<b>398,947</b>	<b>317,835</b>	<b>317,835</b>
<b>EXPENDITURES/APPROPRIATIONS</b>				
SERVICES AND SUPPLIES	387,934	351,811	491,532	491,532
CAPITAL ASSETS-EQUIPMENT	55,883		50,000	50,000
TRANSFERS OUT		61,791		
<b>TOTAL EXPENDITURES/APPROPRIATIONS</b>	<b>443,817</b>	<b>413,602</b>	<b>541,532</b>	<b>541,532</b>
<b>NET COST</b>	<b>126,182</b>	<b>14,656</b>	<b>223,697</b>	<b>223,697</b>

**COUNTY OF SAN JOAQUIN  
SCHEDULE 15  
SPECIAL DISTRICTS AND OTHER AGENCIES  
DETAIL OF FINANCING SOURCES AND FINANCING USES  
FISCAL YEAR 2013-2014**

SERVICES COUNTY SERVICE AREAS-PUBLIC WORKS  
DISTRICT NAME CSA 44-DEBT SVS-FAIR OAKS  
FUND 34461

DETAIL BY REVENUE CATEGORY AND EXPENDITURE OBJECT	2011-2012 ACTUAL	2012-2013 ACTUAL	2013-2014 RECOMMENDED	2013-2014 ADOPTED BY BOARD OF SUPERVISORS
<b>REVENUES</b>				
REVENUE FROM USE OF MONEY AND PROPERTY	89	73	100	100
CHARGES FOR SERVICES	17,000	195	500	500
<b>TOTAL REVENUES</b>	<b>17,089</b>	<b>268</b>	<b>600</b>	<b>600</b>
<b>EXPENDITURES/APPROPRIATIONS</b>				
SERVICES AND SUPPLIES	429	348	29,744	29,744
OTHER FINANCING USES	11,124	11,028	20	20
<b>TOTAL EXPENDITURES/APPROPRIATIONS</b>	<b>11,553</b>	<b>11,376</b>	<b>29,764</b>	<b>29,764</b>
<b>NET COST</b>	<b>(5,536)</b>	<b>11,108</b>	<b>29,164</b>	<b>29,164</b>

**COUNTY OF SAN JOAQUIN  
SCHEDULE 15  
SPECIAL DISTRICTS AND OTHER AGENCIES  
DETAIL OF FINANCING SOURCES AND FINANCING USES  
FISCAL YEAR 2013-2014**

SERVICES COUNTY SERVICE AREAS-PUBLIC WORKS  
DISTRICT NAME CSA 45-LOCKEFORD BLUFFS-GENERA  
FUND 34501

DETAIL BY REVENUE CATEGORY AND EXPENDITURE OBJECT	2011-2012 ACTUAL	2012-2013 ACTUAL	2013-2014 RECOMMENDED	2013-2014 ADOPTED BY BOARD OF SUPERVISORS
<b>REVENUES</b>				
REVENUE FROM USE OF MONEY AND PROPERTY	69	54	63	63
CHARGES FOR SERVICES	5,000	5,000	5,050	5,050
TRANSFERS IN	11,198	11		
<b>TOTAL REVENUES</b>	<b>16,267</b>	<b>5,065</b>	<b>5,113</b>	<b>5,113</b>
<b>EXPENDITURES/APPROPRIATIONS</b>				
SERVICES AND SUPPLIES	3,389	2,026	4,889	4,889
OTHER CHARGES	2	8	10	10
CAPITAL ASSETS-EQUIPMENT			9,901	9,901
TRANSFERS OUT	11,198	11		
<b>TOTAL EXPENDITURES/APPROPRIATIONS</b>	<b>14,589</b>	<b>2,045</b>	<b>14,800</b>	<b>14,800</b>
<b>NET COST</b>	<b>(1,678)</b>	<b>(3,020)</b>	<b>9,687</b>	<b>9,687</b>

**COUNTY OF SAN JOAQUIN  
SCHEDULE 15  
SPECIAL DISTRICTS AND OTHER AGENCIES  
DETAIL OF FINANCING SOURCES AND FINANCING USES  
FISCAL YEAR 2013-2014**

**SERVICES** COUNTY SERVICE AREAS-PUBLIC WORKS  
**DISTRICT NAME** CSA 46-MORADA NORTH-GENERAL  
**FUND** 34601

DETAIL BY REVENUE CATEGORY AND EXPENDITURE OBJECT	2011-2012 ACTUAL	2012-2013 ACTUAL	2013-2014 RECOMMENDED	2013-2014 ADOPTED BY BOARD OF SUPERVISORS
<b>REVENUES</b>				
REVENUE FROM USE OF MONEY AND PROPERTY	176	82	32	32
CHARGES FOR SERVICES	189,330	189,785	188,556	188,556
TRANSFERS IN	13,028	4	331,306	331,306
<b>TOTAL REVENUES</b>	<b>202,534</b>	<b>189,871</b>	<b>519,894</b>	<b>519,894</b>
<b>EXPENDITURES/APPROPRIATIONS</b>				
SERVICES AND SUPPLIES	128,049	105,875	151,039	151,039
OTHER CHARGES	75,378	88,117	78,000	78,000
CAPITAL ASSETS-EQUIPMENT	13,557		371,306	371,306
TRANSFERS OUT	5,008	4		
<b>TOTAL EXPENDITURES/APPROPRIATIONS</b>	<b>221,992</b>	<b>193,996</b>	<b>600,345</b>	<b>600,345</b>
<b>NET COST</b>	<b>19,458</b>	<b>4,125</b>	<b>80,451</b>	<b>80,451</b>

**COUNTY OF SAN JOAQUIN  
SCHEDULE 15  
SPECIAL DISTRICTS AND OTHER AGENCIES  
DETAIL OF FINANCING SOURCES AND FINANCING USES  
FISCAL YEAR 2013-2014**

SERVICES COUNTY SERVICE AREAS-PUBLIC WORKS  
DISTRICT NAME CSA 46-ZN L-HEATHER MOORE  
FUND 34631

DETAIL BY REVENUE CATEGORY AND EXPENDITURE OBJECT	2011-2012 ACTUAL	2012-2013 ACTUAL	2013-2014 RECOMMENDED	2013-2014 ADOPTED BY BOARD OF SUPERVISORS
<b>REVENUES</b>				
CHARGES FOR SERVICES	495	544	599	599
<b>TOTAL REVENUES</b>	<b>495</b>	<b>544</b>	<b>599</b>	<b>599</b>
<b>EXPENDITURES/APPROPRIATIONS</b>				
SERVICES AND SUPPLIES	451	187	607	607
CAPITAL ASSETS-EQUIPMENT			700	700
<b>TOTAL EXPENDITURES/APPROPRIATIONS</b>	<b>451</b>	<b>187</b>	<b>1,307</b>	<b>1,307</b>
<b>NET COST</b>	<b>(44)</b>	<b>(357)</b>	<b>708</b>	<b>708</b>

**COUNTY OF SAN JOAQUIN  
SCHEDULE 15  
SPECIAL DISTRICTS AND OTHER AGENCIES  
DETAIL OF FINANCING SOURCES AND FINANCING USES  
FISCAL YEAR 2013-2014**

**SERVICES** COUNTY SERVICE AREAS-PUBLIC WORKS  
**DISTRICT NAME** CSA 46-WATER-MORADA NORTH  
**FUND** 34694

DETAIL BY REVENUE CATEGORY AND EXPENDITURE OBJECT	2011-2012 ACTUAL	2012-2013 ACTUAL	2013-2014 RECOMMENDED	2013-2014 ADOPTED BY BOARD OF SUPERVISORS
<b>REVENUES</b>				
REVENUE FROM USE OF MONEY AND PROPERTY	1,142	807	100	100
<b>TOTAL REVENUES</b>	<b>1,142</b>	<b>807</b>	<b>100</b>	<b>100</b>
<b>EXPENDITURES/APPROPRIATIONS</b>				
TRANSFERS OUT			331,306	331,306
<b>TOTAL EXPENDITURES/APPROPRIATIONS</b>	<b>-</b>	<b>-</b>	<b>331,306</b>	<b>331,306</b>
<b>NET COST</b>	<b>(1,142)</b>	<b>(807)</b>	<b>331,206</b>	<b>331,206</b>

**COUNTY OF SAN JOAQUIN  
SCHEDULE 15  
SPECIAL DISTRICTS AND OTHER AGENCIES  
DETAIL OF FINANCING SOURCES AND FINANCING USES  
FISCAL YEAR 2013-2014**

**SERVICES** COUNTY SERVICE AREAS-PUBLIC WORKS  
**DISTRICT NAME** CSA 47-HEMPSTEAD C-GENERAL  
**FUND** 34701

DETAIL BY REVENUE CATEGORY AND EXPENDITURE OBJECT	2011-2012 ACTUAL	2012-2013 ACTUAL	2013-2014 RECOMMENDED	2013-2014 ADOPTED BY BOARD OF SUPERVISORS
<b>REVENUES</b>				
REVENUE FROM USE OF MONEY AND PROPERTY	118	85	90	90
CHARGES FOR SERVICES	990	990	990	990
TRANSFERS IN	4,048	3		
<b>TOTAL REVENUES</b>	<b>5,156</b>	<b>1,078</b>	<b>1,080</b>	<b>1,080</b>
<b>EXPENDITURES/APPROPRIATIONS</b>				
SERVICES AND SUPPLIES	98	916	2,235	2,235
OTHER CHARGES	2	8	100	100
CAPITAL ASSETS-EQUIPMENT			30,000	30,000
TRANSFERS OUT	4,048	3		
<b>TOTAL EXPENDITURES/APPROPRIATIONS</b>	<b>4,148</b>	<b>927</b>	<b>32,335</b>	<b>32,335</b>
<b>NET COST</b>	<b>(1,008)</b>	<b>(151)</b>	<b>31,255</b>	<b>31,255</b>

**COUNTY OF SAN JOAQUIN  
SCHEDULE 15  
SPECIAL DISTRICTS AND OTHER AGENCIES  
DETAIL OF FINANCING SOURCES AND FINANCING USES  
FISCAL YEAR 2013-2014**

**SERVICES** COUNTY SERVICE AREAS-PUBLIC WORKS  
**DISTRICT NAME** CSA 48-ZN K-WOODBRIDGE  
**FUND** 34831

DETAIL BY REVENUE CATEGORY AND EXPENDITURE OBJECT	2011-2012 ACTUAL	2012-2013 ACTUAL	2013-2014 RECOMMENDED	2013-2014 ADOPTED BY BOARD OF SUPERVISORS
<b>REVENUES</b>				
REVENUE FROM USE OF MONEY AND PROPERTY	144	86	70	70
CHARGES FOR SERVICES	14,300	15,015	11,824	11,824
TRANSFERS IN	16,320	16		
<b>TOTAL REVENUES</b>	<b>30,764</b>	<b>15,117</b>	<b>11,894</b>	<b>11,894</b>
<b>EXPENDITURES/APPROPRIATIONS</b>				
SERVICES AND SUPPLIES	12,289	11,936	22,379	22,379
CAPITAL ASSETS-EQUIPMENT	8,291	1,483	10,000	10,000
TRANSFERS OUT	16,320	16		
<b>TOTAL EXPENDITURES/APPROPRIATIONS</b>	<b>36,900</b>	<b>13,434</b>	<b>32,379</b>	<b>32,379</b>
<b>NET COST</b>	<b>6,136</b>	<b>(1,682)</b>	<b>20,485</b>	<b>20,485</b>

**COUNTY OF SAN JOAQUIN  
SCHEDULE 15  
SPECIAL DISTRICTS AND OTHER AGENCIES  
DETAIL OF FINANCING SOURCES AND FINANCING USES  
FISCAL YEAR 2013-2014**

**SERVICES** COUNTY SERVICE AREAS-PUBLIC WORKS  
**DISTRICT NAME** CSA 49-ZN L RURAL SAFETY LIGHT  
**FUND** 34901

DETAIL BY REVENUE CATEGORY AND EXPENDITURE OBJECT	2011-2012 ACTUAL	2012-2013 ACTUAL	2013-2014 RECOMMENDED	2013-2014 ADOPTED BY BOARD OF SUPERVISORS
<b>REVENUES</b>				
REVENUE FROM USE OF MONEY AND PROPERTY	41	26	29	29
CHARGES FOR SERVICES	4,360	4,400	4,360	4,360
TRANSFERS IN	2,747	2		
<b>TOTAL REVENUES</b>	<b>7,148</b>	<b>4,428</b>	<b>4,389</b>	<b>4,389</b>
<b>EXPENDITURES/APPROPRIATIONS</b>				
SERVICES AND SUPPLIES	5,668	5,505	5,718	5,718
CAPITAL ASSETS-EQUIPMENT			9,000	9,000
TRANSFERS OUT	2,747	2		
<b>TOTAL EXPENDITURES/APPROPRIATIONS</b>	<b>8,415</b>	<b>5,507</b>	<b>14,718</b>	<b>14,718</b>
<b>NET COST</b>	<b>1,267</b>	<b>1,079</b>	<b>10,329</b>	<b>10,329</b>

**COUNTY OF SAN JOAQUIN  
SCHEDULE 15  
SPECIAL DISTRICTS AND OTHER AGENCIES  
DETAIL OF FINANCING SOURCES AND FINANCING USES  
FISCAL YEAR 2013-2014**

SERVICES COUNTY SERVICE AREAS-PUBLIC WORKS  
DISTRICT NAME CSA 49-ZN L1  
FUND 34931

DETAIL BY REVENUE CATEGORY AND EXPENDITURE OBJECT	2011-2012 ACTUAL	2012-2013 ACTUAL	2013-2014 RECOMMENDED	2013-2014 ADOPTED BY BOARD OF SUPERVISORS
<b>REVENUES</b>				
REVENUE FROM USE OF MONEY AND PROPERTY	54	42	55	55
CHARGES FOR SERVICES	5,984	2,807	7,241	7,241
<b>TOTAL REVENUES</b>	<b>6,038</b>	<b>2,849</b>	<b>7,296</b>	<b>7,296</b>
<b>EXPENDITURES/APPROPRIATIONS</b>				
SERVICES AND SUPPLIES	3,819	2,729	3,913	3,913
CAPITAL ASSETS-EQUIPMENT			20,000	20,000
<b>TOTAL EXPENDITURES/APPROPRIATIONS</b>	<b>3,819</b>	<b>2,729</b>	<b>23,913</b>	<b>23,913</b>
<b>NET COST</b>	<b>(2,219)</b>	<b>(120)</b>	<b>16,617</b>	<b>16,617</b>

**COUNTY OF SAN JOAQUIN  
SCHEDULE 15  
SPECIAL DISTRICTS AND OTHER AGENCIES  
DETAIL OF FINANCING SOURCES AND FINANCING USES  
FISCAL YEAR 2013-2014**

**SERVICES** COUNTY SERVICE AREAS-PUBLIC WORKS  
**DISTRICT NAME** CSA 50-PATTERSON PASS BUS-GEN  
**FUND** 35001

DETAIL BY REVENUE CATEGORY AND EXPENDITURE OBJECT	2011-2012 ACTUAL	2012-2013 ACTUAL	2013-2014 RECOMMENDED	2013-2014 ADOPTED BY BOARD OF SUPERVISORS
<b>REVENUES</b>				
REVENUE FROM USE OF MONEY AND PROPERTY	11	7	3	3
MISCELLANEOUS REVENUES		3,450		
CHARGES FOR SERVICES	36,073	38,910	42,042	42,042
<b>TOTAL REVENUES</b>	<b>36,084</b>	<b>42,367</b>	<b>42,045</b>	<b>42,045</b>
<b>EXPENDITURES/APPROPRIATIONS</b>				
SERVICES AND SUPPLIES	21,683	23,870	26,788	26,788
CAPITAL ASSETS-EQUIPMENT			15,000	15,000
<b>TOTAL EXPENDITURES/APPROPRIATIONS</b>	<b>21,683</b>	<b>23,870</b>	<b>41,788</b>	<b>41,788</b>
<b>NET COST</b>	<b>(14,400)</b>	<b>(18,497)</b>	<b>(257)</b>	<b>(257)</b>

**COUNTY OF SAN JOAQUIN  
SCHEDULE 15  
SPECIAL DISTRICTS AND OTHER AGENCIES  
DETAIL OF FINANCING SOURCES AND FINANCING USES  
FISCAL YEAR 2013-2014**

SERVICES COUNTY SERVICE AREAS-PUBLIC WORKS  
DISTRICT NAME CSA 51-ACAMPO VILLAGE-GENERAL  
FUND 35101

DETAIL BY REVENUE CATEGORY AND EXPENDITURE OBJECT	2011-2012 ACTUAL	2012-2013 ACTUAL	2013-2014 RECOMMENDED	2013-2014 ADOPTED BY BOARD OF SUPERVISORS
<b>REVENUES</b>				
REVENUE FROM USE OF MONEY AND PROPERTY	20	15	18	18
CHARGES FOR SERVICES	1,040	1,040	1,040	1,040
TRANSFERS IN	3,603	2		
<b>TOTAL REVENUES</b>	<b>4,663</b>	<b>1,057</b>	<b>1,058</b>	<b>1,058</b>
<b>EXPENDITURES/APPROPRIATIONS</b>				
SERVICES AND SUPPLIES	909	2,032	2,084	2,084
OTHER CHARGES	2	8	10	10
CAPITAL ASSETS-EQUIPMENT			5,000	5,000
TRANSFERS OUT	3,603	2		
<b>TOTAL EXPENDITURES/APPROPRIATIONS</b>	<b>4,514</b>	<b>2,042</b>	<b>7,094</b>	<b>7,094</b>
<b>NET COST</b>	<b>(149)</b>	<b>985</b>	<b>6,036</b>	<b>6,036</b>

**COUNTY OF SAN JOAQUIN  
SCHEDULE 15  
SPECIAL DISTRICTS AND OTHER AGENCIES  
DETAIL OF FINANCING SOURCES AND FINANCING USES  
FISCAL YEAR 2013-2014**

SERVICES COUNTY SERVICE AREAS-PUBLIC WORKS  
DISTRICT NAME CSA 52-BLOSSOM COURT-GENERAL  
FUND 35201

DETAIL BY REVENUE CATEGORY AND EXPENDITURE OBJECT	2011-2012 ACTUAL	2012-2013 ACTUAL	2013-2014 RECOMMENDED	2013-2014 ADOPTED BY BOARD OF SUPERVISORS
<b>REVENUES</b>				
REVENUE FROM USE OF MONEY AND PROPERTY	73	58	67	67
CHARGES FOR SERVICES	2,878	3,166	3,363	3,363
TRANSFERS IN	2,603	2		
<b>TOTAL REVENUES</b>	<b>5,554</b>	<b>3,226</b>	<b>3,430</b>	<b>3,430</b>
<b>EXPENDITURES/APPROPRIATIONS</b>				
SERVICES AND SUPPLIES	752	643	3,026	3,026
OTHER CHARGES	2	8	10	10
CAPITAL ASSETS-EQUIPMENT			10,000	10,000
TRANSFERS OUT	2,603	2		
<b>TOTAL EXPENDITURES/APPROPRIATIONS</b>	<b>3,357</b>	<b>653</b>	<b>13,036</b>	<b>13,036</b>
<b>NET COST</b>	<b>(2,197)</b>	<b>(2,573)</b>	<b>9,606</b>	<b>9,606</b>

**COUNTY OF SAN JOAQUIN  
SCHEDULE 15  
SPECIAL DISTRICTS AND OTHER AGENCIES  
DETAIL OF FINANCING SOURCES AND FINANCING USES  
FISCAL YEAR 2013-2014**

**SERVICES** COUNTY SERVICE AREAS-PUBLIC WORKS  
**DISTRICT NAME** CSA 53-HOUSEHOLD HAZARD WST  
**FUND** 35301

DETAIL BY REVENUE CATEGORY AND EXPENDITURE OBJECT	2011-2012 ACTUAL	2012-2013 ACTUAL	2013-2014 RECOMMENDED	2013-2014 ADOPTED BY BOARD OF SUPERVISORS
<b>REVENUES</b>				
REVENUE FROM USE OF MONEY AND PROPERTY	5,763	4,671	5,000	5,000
MISCELLANEOUS REVENUES	11,906	2,697	3,300	3,300
CHARGES FOR SERVICES	878,890	881,945	890,000	890,000
<b>TOTAL REVENUES</b>	<b>896,559</b>	<b>889,313</b>	<b>898,300</b>	<b>898,300</b>
<b>EXPENDITURES/APPROPRIATIONS</b>				
SERVICES AND SUPPLIES	767,820	658,971	903,400	903,400
CAPITAL ASSETS-EQUIPMENT			45,000	45,000
<b>TOTAL EXPENDITURES/APPROPRIATIONS</b>	<b>767,820</b>	<b>658,971</b>	<b>948,400</b>	<b>948,400</b>
<b>NET COST</b>	<b>(128,739)</b>	<b>(230,342)</b>	<b>50,100</b>	<b>50,100</b>

**COUNTY OF SAN JOAQUIN  
SCHEDULE 15  
SPECIAL DISTRICTS AND OTHER AGENCIES  
DETAIL OF FINANCING SOURCES AND FINANCING USES  
FISCAL YEAR 2013-2014**

SERVICES COUNTY SERVICE AREAS-PUBLIC WORKS  
DISTRICT NAME CSA 53-HAZAR WST FAC CLUSR F  
FUND 35339

DETAIL BY REVENUE CATEGORY AND EXPENDITURE OBJECT	2011-2012 ACTUAL	2012-2013 ACTUAL	2013-2014 RECOMMENDED	2013-2014 ADOPTED BY BOARD OF SUPERVISORS
<b>REVENUES</b>				
REVENUE FROM USE OF MONEY AND PROPERTY	276	194		
<b>TOTAL REVENUES</b>	<b>276</b>	<b>194</b>	-	-
<b>EXPENDITURES/APPROPRIATIONS</b>				
<b>TOTAL EXPENDITURES/APPROPRIATIONS</b>	-	-	-	-
<b>NET COST</b>	<b>(276)</b>	<b>(194)</b>	-	-

**COUNTY OF SAN JOAQUIN  
SCHEDULE 15  
SPECIAL DISTRICTS AND OTHER AGENCIES  
DETAIL OF FINANCING SOURCES AND FINANCING USES  
FISCAL YEAR 2013-2014**

SERVICES COUNTY SERVICE AREAS-PUBLIC WORKS  
DISTRICT NAME CSA 54-NPDES ZONE P  
FUND 35401

DETAIL BY REVENUE CATEGORY AND EXPENDITURE OBJECT	2011-2012 ACTUAL	2012-2013 ACTUAL	2013-2014 RECOMMENDED	2013-2014 ADOPTED BY BOARD OF SUPERVISORS
<b>REVENUES</b>				
REVENUE FROM USE OF MONEY AND PROPERTY	4,075	3,055	2,800	2,800
MISCELLANEOUS REVENUES		154		
CHARGES FOR SERVICES	605,550	599,843	594,665	594,665
TRANSFERS IN			100,000	100,000
<b>TOTAL REVENUES</b>	<b>609,625</b>	<b>603,052</b>	<b>697,465</b>	<b>697,465</b>
<b>EXPENDITURES/APPROPRIATIONS</b>				
SERVICES AND SUPPLIES	581,131	488,504	879,200	879,200
COST REIMBURSEMENTS	(3,471)	(490)		
<b>TOTAL EXPENDITURES/APPROPRIATIONS</b>	<b>577,660</b>	<b>488,014</b>	<b>879,200</b>	<b>879,200</b>
<b>NET COST</b>	<b>(31,965)</b>	<b>(115,038)</b>	<b>181,735</b>	<b>181,735</b>

**COUNTY OF SAN JOAQUIN  
SCHEDULE 15  
SPECIAL DISTRICTS AND OTHER AGENCIES  
DETAIL OF FINANCING SOURCES AND FINANCING USES  
FISCAL YEAR 2013-2014**

**SERVICES** COUNTY SERVICE AREAS-PUBLIC WORKS  
**DISTRICT NAME** CSA 55-SHAYLYNN ESTATES-GENERA  
**FUND** 35501

DETAIL BY REVENUE CATEGORY AND EXPENDITURE OBJECT	2011-2012 ACTUAL	2012-2013 ACTUAL	2013-2014 RECOMMENDED	2013-2014 ADOPTED BY BOARD OF SUPERVISORS
<b>REVENUES</b>				
REVENUE FROM USE OF MONEY AND PROPERTY	28	24	22	22
CHARGES FOR SERVICES	1,490	1,490	1,490	1,490
TRANSFERS IN	3,257	2		
<b>TOTAL REVENUES</b>	<b>4,775</b>	<b>1,516</b>	<b>1,512</b>	<b>1,512</b>
<b>EXPENDITURES/APPROPRIATIONS</b>				
SERVICES AND SUPPLIES	1,081	2,393	1,962	1,962
CAPITAL ASSETS-EQUIPMENT			8,000	8,000
TRANSFERS OUT	3,257	2		
<b>TOTAL EXPENDITURES/APPROPRIATIONS</b>	<b>4,338</b>	<b>2,395</b>	<b>9,962</b>	<b>9,962</b>
<b>NET COST</b>	<b>(437)</b>	<b>879</b>	<b>8,450</b>	<b>8,450</b>

**COUNTY OF SAN JOAQUIN  
SCHEDULE 15  
SPECIAL DISTRICTS AND OTHER AGENCIES  
DETAIL OF FINANCING SOURCES AND FINANCING USES  
FISCAL YEAR 2013-2014**

SERVICES COUNTY SERVICE AREAS-PUBLIC WORKS  
DISTRICT NAME CSA 55-ZN C-STONEGATE  
FUND 35531

DETAIL BY REVENUE CATEGORY AND EXPENDITURE OBJECT	2011-2012 ACTUAL	2012-2013 ACTUAL	2013-2014 RECOMMENDED	2013-2014 ADOPTED BY BOARD OF SUPERVISORS
<b>REVENUES</b>				
REVENUE FROM USE OF MONEY AND PROPERTY	72	64	83	83
MISCELLANEOUS REVENUES	907			
CHARGES FOR SERVICES	7,200	7,919	7,919	7,919
<b>TOTAL REVENUES</b>	<b>8,179</b>	<b>7,983</b>	<b>8,002</b>	<b>8,002</b>
<b>EXPENDITURES/APPROPRIATIONS</b>				
SERVICES AND SUPPLIES	1,458	1,090	2,282	2,282
CAPITAL ASSETS-EQUIPMENT			20,000	20,000
<b>TOTAL EXPENDITURES/APPROPRIATIONS</b>	<b>1,458</b>	<b>1,090</b>	<b>22,282</b>	<b>22,282</b>
<b>NET COST</b>	<b>(6,721)</b>	<b>(6,893)</b>	<b>14,280</b>	<b>14,280</b>

**COUNTY OF SAN JOAQUIN  
SCHEDULE 15  
SPECIAL DISTRICTS AND OTHER AGENCIES  
DETAIL OF FINANCING SOURCES AND FINANCING USES  
FISCAL YEAR 2013-2014**

SERVICES COUNTY SERVICE AREAS-PUBLIC WORKS  
DISTRICT NAME CSA 56-PETERS-GENERAL  
FUND 30601

DETAIL BY REVENUE CATEGORY AND EXPENDITURE OBJECT	2011-2012 ACTUAL	2012-2013 ACTUAL	2013-2014 RECOMMENDED	2013-2014 ADOPTED BY BOARD OF SUPERVISORS
<b>REVENUES</b>				
REVENUE FROM USE OF MONEY AND PROPERTY	74	60	69	69
CHARGES FOR SERVICES	3,388	3,727	4,100	4,100
TRANSFERS IN	2,603	2		
<b>TOTAL REVENUES</b>	<b>6,065</b>	<b>3,789</b>	<b>4,169</b>	<b>4,169</b>
<b>EXPENDITURES/APPROPRIATIONS</b>				
SERVICES AND SUPPLIES	1,320	2,999	2,410	2,410
CAPITAL ASSETS-EQUIPMENT			10,000	10,000
TRANSFERS OUT	2,603	2		
<b>TOTAL EXPENDITURES/APPROPRIATIONS</b>	<b>3,923</b>	<b>3,001</b>	<b>12,410</b>	<b>12,410</b>
<b>NET COST</b>	<b>(2,142)</b>	<b>(788)</b>	<b>8,241</b>	<b>8,241</b>

**COUNTY OF SAN JOAQUIN  
SCHEDULE 15  
SPECIAL DISTRICTS AND OTHER AGENCIES  
DETAIL OF FINANCING SOURCES AND FINANCING USES  
FISCAL YEAR 2013-2014**

**SERVICES FLOOD CONTROL  
DISTRICT NAME SAN JOAQUIN CO FLOOD CONTROL  
FUND 21101**

DETAIL BY REVENUE CATEGORY AND EXPENDITURE OBJECT	2011-2012 ACTUAL	2012-2013 ACTUAL	2013-2014 RECOMMENDED	2013-2014 ADOPTED BY BOARD OF SUPERVISORS
<b>REVENUES</b>				
TAXES	772,005	806,451	791,841	791,841
REVENUE FROM USE OF MONEY AND PROPERTY	6,707	4,377	4,320	4,320
INTERGOVERNMENTAL REVENUES-STATE	10,026	9,739	9,733	9,733
INTERGOVERNMENTAL REVENUES-OTHER	22,155	21,570	21,806	21,806
MISCELLANEOUS REVENUES	140	208	200	200
CHARGES FOR SERVICES	42,962	45,434	30,000	30,000
<b>TOTAL REVENUES</b>	<b>853,995</b>	<b>887,780</b>	<b>857,900</b>	<b>857,900</b>
<b>EXPENDITURES/APPROPRIATIONS</b>				
SERVICES AND SUPPLIES	904,364	886,093	1,321,841	1,321,841
OTHER CHARGES	872	414	450	450
CAPITAL ASSETS-EQUIPMENT			11,000	11,000
COST REIMBURSEMENTS		(308)		
TRANSFERS OUT	50,000	50,000	50,000	50,000
<b>TOTAL EXPENDITURES/APPROPRIATIONS</b>	<b>955,236</b>	<b>936,199</b>	<b>1,383,291</b>	<b>1,383,291</b>
<b>NET COST</b>	<b>101,241</b>	<b>48,419</b>	<b>525,391</b>	<b>525,391</b>

**COUNTY OF SAN JOAQUIN**  
**SCHEDULE 15**  
**SPECIAL DISTRICTS AND OTHER AGENCIES**  
**DETAIL OF FINANCING SOURCES AND FINANCING USES**  
**FISCAL YEAR 2013-2014**

**SERVICES FLOOD CONTROL**  
**DISTRICT NAME S J CO FLOOD CONTROL-ZONE 9**  
**FUND 21113**

DETAIL BY REVENUE CATEGORY AND EXPENDITURE OBJECT	2011-2012 ACTUAL	2012-2013 ACTUAL	2013-2014 RECOMMENDED	2013-2014 ADOPTED BY BOARD OF SUPERVISORS
<b>REVENUES</b>				
TAXES	637,815	640,487	677,502	677,502
REVENUE FROM USE OF MONEY AND PROPERTY	10,273	4,534	6,000	6,000
INTERGOVERNMENTAL REVENUES-STATE	8,218	7,933	7,000	7,000
INTERGOVERNMENTAL REVENUES-OTHER	5,575	4,968		
MISCELLANEOUS REVENUES	17,374	9,275	13,000	13,000
CHARGES FOR SERVICES	2,223,413	2,286,467	2,400,000	2,400,000
TRANSFERS IN	38,000		60,000	60,000
<b>TOTAL REVENUES</b>	<b>2,940,667</b>	<b>2,953,664</b>	<b>3,163,502</b>	<b>3,163,502</b>
<b>EXPENDITURES/APPROPRIATIONS</b>				
SERVICES AND SUPPLIES	4,104,557	3,608,351	4,126,533	4,126,533
CAPITAL ASSETS-EQUIPMENT	17,590	3,852	60,000	60,000
COST REIMBURSEMENTS	(247,164)	(175,209)	(405,000)	(405,000)
<b>TOTAL EXPENDITURES/APPROPRIATIONS</b>	<b>3,874,982</b>	<b>3,436,994</b>	<b>3,781,533</b>	<b>3,781,533</b>
<b>NET COST</b>	<b>934,315</b>	<b>483,330</b>	<b>618,031</b>	<b>618,031</b>

**COUNTY OF SAN JOAQUIN  
SCHEDULE 15  
SPECIAL DISTRICTS AND OTHER AGENCIES  
DETAIL OF FINANCING SOURCES AND FINANCING USES  
FISCAL YEAR 2013-2014**

**SERVICES FLOOD CONTROL  
DISTRICT NAME S J CO FLOOD CONTROL-ZONE 10  
FUND 21114**

DETAIL BY REVENUE CATEGORY AND EXPENDITURE OBJECT	2011-2012 ACTUAL	2012-2013 ACTUAL	2013-2014 RECOMMENDED	2013-2014 ADOPTED BY BOARD OF SUPERVISORS
<b>REVENUES</b>				
REVENUE FROM USE OF MONEY AND PROPERTY	510	383	900	900
CHARGES FOR SERVICES	12,426	12,630	13,000	13,000
<b>TOTAL REVENUES</b>	<b>12,936</b>	<b>13,013</b>	<b>13,900</b>	<b>13,900</b>
<b>EXPENDITURES/APPROPRIATIONS</b>				
SERVICES AND SUPPLIES	2,341	2,646	140,290	140,290
<b>TOTAL EXPENDITURES/APPROPRIATIONS</b>	<b>2,341</b>	<b>2,646</b>	<b>140,290</b>	<b>140,290</b>
<b>NET COST</b>	<b>(10,595)</b>	<b>(10,367)</b>	<b>126,390</b>	<b>126,390</b>

**COUNTY OF SAN JOAQUIN  
SCHEDULE 15  
SPECIAL DISTRICTS AND OTHER AGENCIES  
DETAIL OF FINANCING SOURCES AND FINANCING USES  
FISCAL YEAR 2013-2014**

SERVICES FLOOD CONTROL  
DISTRICT NAME S J CO FLOOD CNTRL-ASSESSMENT  
FUND 21116

DETAIL BY REVENUE CATEGORY AND EXPENDITURE OBJECT	2011-2012 ACTUAL	2012-2013 ACTUAL	2013-2014 RECOMMENDED	2013-2014 ADOPTED BY BOARD OF SUPERVISORS
<b>REVENUES</b>				
CHARGES FOR SERVICES	768,304	800,393	900,000	900,000
<b>TOTAL REVENUES</b>	<b>768,304</b>	<b>800,393</b>	<b>900,000</b>	<b>900,000</b>
<b>EXPENDITURES/APPROPRIATIONS</b>				
SERVICES AND SUPPLIES	674,096	843,021	1,100,000	1,100,000
<b>TOTAL EXPENDITURES/APPROPRIATIONS</b>	<b>674,096</b>	<b>843,021</b>	<b>1,100,000</b>	<b>1,100,000</b>
<b>NET COST</b>	<b>(94,208)</b>	<b>42,628</b>	<b>200,000</b>	<b>200,000</b>

**COUNTY OF SAN JOAQUIN  
SCHEDULE 15  
SPECIAL DISTRICTS AND OTHER AGENCIES  
DETAIL OF FINANCING SOURCES AND FINANCING USES  
FISCAL YEAR 2013-2014**

SERVICES FLOOD CONTROL  
DISTRICT NAME S J CO FLOOD CTRL-WTR INVESTG  
FUND 21168

DETAIL BY REVENUE CATEGORY AND EXPENDITURE OBJECT	2011-2012 ACTUAL	2012-2013 ACTUAL	2013-2014 RECOMMENDED	2013-2014 ADOPTED BY BOARD OF SUPERVISORS
<b>REVENUES</b>				
TAXES	15	3		
REVENUE FROM USE OF MONEY AND PROPERTY	6,558	6,373	6,500	6,500
CHARGES FOR SERVICES	1,154,192	1,109,652	1,292,436	1,292,436
<b>TOTAL REVENUES</b>	<b>1,160,765</b>	<b>1,116,028</b>	<b>1,298,936</b>	<b>1,298,936</b>
<b>EXPENDITURES/APPROPRIATIONS</b>				
SERVICES AND SUPPLIES	516,640	663,638	1,553,897	1,553,897
TRANSFERS OUT	150,000	500,000	500,000	500,000
<b>TOTAL EXPENDITURES/APPROPRIATIONS</b>	<b>666,640</b>	<b>1,163,638</b>	<b>2,053,897</b>	<b>2,053,897</b>
<b>NET COST</b>	<b>(494,125)</b>	<b>47,610</b>	<b>754,961</b>	<b>754,961</b>

**COUNTY OF SAN JOAQUIN  
SCHEDULE 15  
SPECIAL DISTRICTS AND OTHER AGENCIES  
DETAIL OF FINANCING SOURCES AND FINANCING USES  
FISCAL YEAR 2013-2014**

SERVICES FLOOD CONTROL  
DISTRICT NAME FLOOD CONTROL-ZONE 9-CAP OTLY  
FUND 21191

DETAIL BY REVENUE CATEGORY AND EXPENDITURE OBJECT	2011-2012 ACTUAL	2012-2013 ACTUAL	2013-2014 RECOMMENDED	2013-2014 ADOPTED BY BOARD OF SUPERVISORS
<b>EXPENDITURES/APPROPRIATIONS</b>				
TRANSFERS OUT	38,000		60,000	60,000
<b>TOTAL EXPENDITURES/APPROPRIATIONS</b>	<b>38,000</b>		<b>60,000</b>	<b>60,000</b>
<b>NET COST</b>	<b>38,000</b>		<b>60,000</b>	<b>60,000</b>

**COUNTY OF SAN JOAQUIN  
SCHEDULE 15  
SPECIAL DISTRICTS AND OTHER AGENCIES  
DETAIL OF FINANCING SOURCES AND FINANCING USES  
FISCAL YEAR 2013-2014**

SERVICES FLOOD CONTROL  
DISTRICT NAME MOKELUMNE RVR WATER & PWR AUTH  
FUND 21201

DETAIL BY REVENUE CATEGORY AND EXPENDITURE OBJECT	2011-2012 ACTUAL	2012-2013 ACTUAL	2013-2014 RECOMMENDED	2013-2014 ADOPTED BY BOARD OF SUPERVISORS
<b>REVENUES</b>				
REVENUE FROM USE OF MONEY AND PROPERTY	4,178	1,225	1,200	1,200
TRANSFERS IN		400,000	400,000	400,000
<b>TOTAL REVENUES</b>	<b>4,178</b>	<b>401,225</b>	<b>401,200</b>	<b>401,200</b>
<b>EXPENDITURES/APPROPRIATIONS</b>				
SALARY AND BENEFITS			1,360	1,360
SERVICES AND SUPPLIES	645,786	391,739	689,600	689,600
<b>TOTAL EXPENDITURES/APPROPRIATIONS</b>	<b>645,786</b>	<b>391,739</b>	<b>690,960</b>	<b>690,960</b>
<b>NET COST</b>	<b>641,608</b>	<b>(9,486)</b>	<b>289,760</b>	<b>289,760</b>

**COUNTY OF SAN JOAQUIN  
SCHEDULE 15  
SPECIAL DISTRICTS AND OTHER AGENCIES  
DETAIL OF FINANCING SOURCES AND FINANCING USES  
FISCAL YEAR 2013-2014**

SERVICES LIGHTING DISTRICTS  
DISTRICT NAME ASH STREET LIGHTING MAINT GEN  
FUND 22001

DETAIL BY REVENUE CATEGORY AND EXPENDITURE OBJECT	2011-2012 ACTUAL	2012-2013 ACTUAL	2013-2014 RECOMMENDED	2013-2014 ADOPTED BY BOARD OF SUPERVISORS
<b>REVENUES</b>				
TAXES	16,889	17,079	17,074	17,074
REVENUE FROM USE OF MONEY AND PROPERTY	378	292	318	318
INTERGOVERNMENTAL REVENUES-STATE	218	211	290	290
CHARGES FOR SERVICES	13,100	13,147	13,147	13,147
TRANSFERS IN		34,466		
<b>TOTAL REVENUES</b>	<b>30,585</b>	<b>65,195</b>	<b>30,829</b>	<b>30,829</b>
<b>EXPENDITURES/APPROPRIATIONS</b>				
SERVICES AND SUPPLIES	22,316	19,097	31,370	31,370
CAPITAL ASSETS-EQUIPMENT			11,900	11,900
TRANSFERS OUT		34,466		
<b>TOTAL EXPENDITURES/APPROPRIATIONS</b>	<b>22,316</b>	<b>53,563</b>	<b>43,270</b>	<b>43,270</b>
<b>NET COST</b>	<b>(8,270)</b>	<b>(11,632)</b>	<b>12,441</b>	<b>12,441</b>

**COUNTY OF SAN JOAQUIN  
SCHEDULE 15  
SPECIAL DISTRICTS AND OTHER AGENCIES  
DETAIL OF FINANCING SOURCES AND FINANCING USES  
FISCAL YEAR 2013-2014**

SERVICES LIGHTING DISTRICTS  
DISTRICT NAME BOGGS TRACT LIGHTING MAINT  
FUND 22002

DETAIL BY REVENUE CATEGORY AND EXPENDITURE OBJECT	2011-2012 ACTUAL	2012-2013 ACTUAL	2013-2014 RECOMMENDED	2013-2014 ADOPTED BY BOARD OF SUPERVISORS
<b>REVENUES</b>				
TAXES	1,130	1,084	1,205	1,205
REVENUE FROM USE OF MONEY AND PROPERTY	94	78	83	83
INTERGOVERNMENTAL REVENUES-STATE	15	16	15	15
CHARGES FOR SERVICES	7,440	6,751	7,482	7,482
TRANSFERS IN		4,853		
<b>TOTAL REVENUES</b>	<b>8,679</b>	<b>12,781</b>	<b>8,785</b>	<b>8,785</b>
<b>EXPENDITURES/APPROPRIATIONS</b>				
SERVICES AND SUPPLIES	5,143	4,851	7,174	7,174
CAPITAL ASSETS-EQUIPMENT			18,000	18,000
TRANSFERS OUT		4,853		
<b>TOTAL EXPENDITURES/APPROPRIATIONS</b>	<b>5,143</b>	<b>9,704</b>	<b>25,174</b>	<b>25,174</b>
<b>NET COST</b>	<b>(3,536)</b>	<b>(3,077)</b>	<b>16,389</b>	<b>16,389</b>

**COUNTY OF SAN JOAQUIN  
SCHEDULE 15  
SPECIAL DISTRICTS AND OTHER AGENCIES  
DETAIL OF FINANCING SOURCES AND FINANCING USES  
FISCAL YEAR 2013-2014**

**SERVICES**    **LIGHTING DISTRICTS**  
**DISTRICT NAME**    **BURKETT GARDEN ACRES LIGHTING**  
**FUND**    **22003**

DETAIL BY REVENUE CATEGORY AND EXPENDITURE OBJECT	2011-2012 ACTUAL	2012-2013 ACTUAL	2013-2014 RECOMMENDED	2013-2014 ADOPTED BY BOARD OF SUPERVISORS
<b>REVENUES</b>				
TAXES	9,011	8,795	10,040	10,040
REVENUE FROM USE OF MONEY AND PROPERTY	35	28	29	29
INTERGOVERNMENTAL REVENUES-STATE	117	150	100	100
CHARGES FOR SERVICES	6,120	5,940	6,160	6,160
<b>TOTAL REVENUES</b>	<b>15,283</b>	<b>14,913</b>	<b>16,329</b>	<b>16,329</b>
<b>EXPENDITURES/APPROPRIATIONS</b>				
SERVICES AND SUPPLIES	14,498	13,005	18,974	18,974
CAPITAL ASSETS-EQUIPMENT			7,000	7,000
<b>TOTAL EXPENDITURES/APPROPRIATIONS</b>	<b>14,498</b>	<b>13,005</b>	<b>25,974</b>	<b>25,974</b>
<b>NET COST</b>	<b>(785)</b>	<b>(1,908)</b>	<b>9,645</b>	<b>9,645</b>

**COUNTY OF SAN JOAQUIN  
SCHEDULE 15  
SPECIAL DISTRICTS AND OTHER AGENCIES  
DETAIL OF FINANCING SOURCES AND FINANCING USES  
FISCAL YEAR 2013-2014**

SERVICES LIGHTING DISTRICTS  
DISTRICT NAME BURKETT GARDENS LIGHTING MAINT  
FUND 22004

DETAIL BY REVENUE CATEGORY AND EXPENDITURE OBJECT	2011-2012 ACTUAL	2012-2013 ACTUAL	2013-2014 RECOMMENDED	2013-2014 ADOPTED BY BOARD OF SUPERVISORS
<b>REVENUES</b>				
TAXES	17,869	17,805	27,177	27,177
REVENUE FROM USE OF MONEY AND PROPERTY	34	22	38	38
INTERGOVERNMENTAL REVENUES-STATE	231	221	300	300
CHARGES FOR SERVICES	14,481	15,072	14,360	14,360
TRANSFERS IN		4,096		
<b>TOTAL REVENUES</b>	<b>32,615</b>	<b>37,215</b>	<b>41,875</b>	<b>41,875</b>
<b>EXPENDITURES/APPROPRIATIONS</b>				
SERVICES AND SUPPLIES	37,294	34,229	36,793	36,793
CAPITAL ASSETS-EQUIPMENT			12,500	12,500
TRANSFERS OUT		4,096		
<b>TOTAL EXPENDITURES/APPROPRIATIONS</b>	<b>37,294</b>	<b>38,325</b>	<b>49,293</b>	<b>49,293</b>
<b>NET COST</b>	<b>4,679</b>	<b>1,109</b>	<b>7,418</b>	<b>7,418</b>

**COUNTY OF SAN JOAQUIN  
SCHEDULE 15  
SPECIAL DISTRICTS AND OTHER AGENCIES  
DETAIL OF FINANCING SOURCES AND FINANCING USES  
FISCAL YEAR 2013-2014**

SERVICES LIGHTING DISTRICTS  
DISTRICT NAME EASTVIEW LIGHTING MAINTENANCE  
FUND 22005

DETAIL BY REVENUE CATEGORY AND EXPENDITURE OBJECT	2011-2012 ACTUAL	2012-2013 ACTUAL	2013-2014 RECOMMENDED	2013-2014 ADOPTED BY BOARD OF SUPERVISORS
<b>REVENUES</b>				
TAXES	4,142	4,166	4,820	4,820
REVENUE FROM USE OF MONEY AND PROPERTY	55	42	48	48
INTERGOVERNMENTAL REVENUES-STATE	54	52	100	100
CHARGES FOR SERVICES	4,734	4,704	4,860	4,860
<b>TOTAL REVENUES</b>	<b>8,985</b>	<b>8,964</b>	<b>9,828</b>	<b>9,828</b>
<b>EXPENDITURES/APPROPRIATIONS</b>				
SERVICES AND SUPPLIES	8,146	6,490	8,974	8,974
CAPITAL ASSETS-EQUIPMENT			8,987	8,987
<b>TOTAL EXPENDITURES/APPROPRIATIONS</b>	<b>8,146</b>	<b>6,490</b>	<b>17,961</b>	<b>17,961</b>
<b>NET COST</b>	<b>(839)</b>	<b>(2,473)</b>	<b>8,133</b>	<b>8,133</b>

**COUNTY OF SAN JOAQUIN  
SCHEDULE 15  
SPECIAL DISTRICTS AND OTHER AGENCIES  
DETAIL OF FINANCING SOURCES AND FINANCING USES  
FISCAL YEAR 2013-2014**

SERVICES LIGHTING DISTRICTS  
DISTRICT NAME ELKHORN LIGHTING MAINTENANCE  
FUND 22006

DETAIL BY REVENUE CATEGORY AND EXPENDITURE OBJECT	2011-2012 ACTUAL	2012-2013 ACTUAL	2013-2014 RECOMMENDED	2013-2014 ADOPTED BY BOARD OF SUPERVISORS
<b>REVENUES</b>				
TAXES	2,724	2,624	3,111	3,111
REVENUE FROM USE OF MONEY AND PROPERTY	43	29	33	33
INTERGOVERNMENTAL REVENUES-STATE	35	32	35	35
CHARGES FOR SERVICES	1,184	1,184	1,184	1,184
TRANSFERS IN		3,942		
<b>TOTAL REVENUES</b>	<b>3,986</b>	<b>7,812</b>	<b>4,363</b>	<b>4,363</b>
<b>EXPENDITURES/APPROPRIATIONS</b>				
SERVICES AND SUPPLIES	4,586	4,217	5,555	5,555
CAPITAL ASSETS-EQUIPMENT			6,500	6,500
TRANSFERS OUT		3,942		
<b>TOTAL EXPENDITURES/APPROPRIATIONS</b>	<b>4,586</b>	<b>8,159</b>	<b>12,055</b>	<b>12,055</b>
<b>NET COST</b>	<b>600</b>	<b>347</b>	<b>7,692</b>	<b>7,692</b>

**COUNTY OF SAN JOAQUIN**  
**SCHEDULE 15**  
**SPECIAL DISTRICTS AND OTHER AGENCIES**  
**DETAIL OF FINANCING SOURCES AND FINANCING USES**  
**FISCAL YEAR 2013-2014**

SERVICES LIGHTING DISTRICTS  
DISTRICT NAME FARMINGTON LIGHTING MAINT  
FUND 22007

DETAIL BY REVENUE CATEGORY AND EXPENDITURE OBJECT	2011-2012 ACTUAL	2012-2013 ACTUAL	2013-2014 RECOMMENDED	2013-2014 ADOPTED BY BOARD OF SUPERVISORS
<b>REVENUES</b>				
TAXES	1,795	1,734	1,906	1,906
REVENUE FROM USE OF MONEY AND PROPERTY	12	9	13	13
INTERGOVERNMENTAL REVENUES-STATE	22	20	20	20
CHARGES FOR SERVICES	444	438	444	444
TRANSFERS IN		1,864		
<b>TOTAL REVENUES</b>	<b>2,274</b>	<b>4,065</b>	<b>2,383</b>	<b>2,383</b>
<b>EXPENDITURES/APPROPRIATIONS</b>				
SERVICES AND SUPPLIES	2,137	2,009	2,554	2,554
CAPITAL ASSETS-EQUIPMENT			1,800	1,800
TRANSFERS OUT		1,864		
<b>TOTAL EXPENDITURES/APPROPRIATIONS</b>	<b>2,137</b>	<b>3,873</b>	<b>4,354</b>	<b>4,354</b>
<b>NET COST</b>	<b>(137)</b>	<b>(192)</b>	<b>1,971</b>	<b>1,971</b>

**COUNTY OF SAN JOAQUIN  
SCHEDULE 15  
SPECIAL DISTRICTS AND OTHER AGENCIES  
DETAIL OF FINANCING SOURCES AND FINANCING USES  
FISCAL YEAR 2013-2014**

**SERVICES**    **LIGHTING DISTRICTS**  
**DISTRICT NAME**    **LINDEN LIGHTING**  
**FUND**    **22008**

DETAIL BY REVENUE CATEGORY AND EXPENDITURE OBJECT	2011-2012 ACTUAL	2012-2013 ACTUAL	2013-2014 RECOMMENDED	2013-2014 ADOPTED BY BOARD OF SUPERVISORS
<b>REVENUES</b>				
TAXES	2,396	2,456	2,559	2,559
REVENUE FROM USE OF MONEY AND PROPERTY	114	101	124	124
INTERGOVERNMENTAL REVENUES-STATE	30	30	30	30
CHARGES FOR SERVICES	22,080	22,040	22,120	22,120
TRANSFERS IN		6,027		
<b>TOTAL REVENUES</b>	<b>24,621</b>	<b>30,653</b>	<b>24,833</b>	<b>24,833</b>
<b>EXPENDITURES/APPROPRIATIONS</b>				
SERVICES AND SUPPLIES	17,968	17,189	17,542	17,542
CAPITAL ASSETS-EQUIPMENT			17,996	17,996
TRANSFERS OUT		6,027		
<b>TOTAL EXPENDITURES/APPROPRIATIONS</b>	<b>17,968</b>	<b>23,216</b>	<b>35,538</b>	<b>35,538</b>
<b>NET COST</b>	<b>(6,652)</b>	<b>(7,438)</b>	<b>10,705</b>	<b>10,705</b>

**COUNTY OF SAN JOAQUIN**  
**SCHEDULE 15**  
**SPECIAL DISTRICTS AND OTHER AGENCIES**  
**DETAIL OF FINANCING SOURCES AND FINANCING USES**  
**FISCAL YEAR 2013-2014**

SERVICES LIGHTING DISTRICTS  
DISTRICT NAME LOCKEFORD LIGHTING  
FUND 22009

DETAIL BY REVENUE CATEGORY AND EXPENDITURE OBJECT	2011-2012 ACTUAL	2012-2013 ACTUAL	2013-2014 RECOMMENDED	2013-2014 ADOPTED BY BOARD OF SUPERVISORS
<b>REVENUES</b>				
TAXES	6,537	6,568	7,088	7,088
REVENUE FROM USE OF MONEY AND PROPERTY	173	133	148	148
INTERGOVERNMENTAL REVENUES-STATE	83	80	100	100
CHARGES FOR SERVICES	9,180	9,162	9,180	9,180
TRANSFERS IN		14,321		
<b>TOTAL REVENUES</b>	<b>15,973</b>	<b>30,264</b>	<b>16,516</b>	<b>16,516</b>
<b>EXPENDITURES/APPROPRIATIONS</b>				
SERVICES AND SUPPLIES	13,423	10,595	16,450	16,450
CAPITAL ASSETS-EQUIPMENT			17,917	17,917
TRANSFERS OUT		14,321		
<b>TOTAL EXPENDITURES/APPROPRIATIONS</b>	<b>13,423</b>	<b>24,916</b>	<b>34,367</b>	<b>34,367</b>
<b>NET COST</b>	<b>(2,550)</b>	<b>(5,348)</b>	<b>17,851</b>	<b>17,851</b>

**COUNTY OF SAN JOAQUIN  
SCHEDULE 15  
SPECIAL DISTRICTS AND OTHER AGENCIES  
DETAIL OF FINANCING SOURCES AND FINANCING USES  
FISCAL YEAR 2013-2014**

SERVICES LIGHTING DISTRICTS  
DISTRICT NAME MARIPOSA HEIGHTS LIGHTING MAIN  
FUND 22010

DETAIL BY REVENUE CATEGORY AND EXPENDITURE OBJECT	2011-2012 ACTUAL	2012-2013 ACTUAL	2013-2014 RECOMMENDED	2013-2014 ADOPTED BY BOARD OF SUPERVISORS
<b>REVENUES</b>				
TAXES	746	691	902	902
REVENUE FROM USE OF MONEY AND PROPERTY	48	38	45	45
INTERGOVERNMENTAL REVENUES-STATE	9	8	10	10
CHARGES FOR SERVICES	2,300	2,300	2,300	2,300
TRANSFERS IN		2,726		
<b>TOTAL REVENUES</b>	<b>3,103</b>	<b>5,763</b>	<b>3,257</b>	<b>3,257</b>
<b>EXPENDITURES/APPROPRIATIONS</b>				
SERVICES AND SUPPLIES	1,833	1,468	3,337	3,337
CAPITAL ASSETS-EQUIPMENT			3,000	3,000
TRANSFERS OUT		2,726		
<b>TOTAL EXPENDITURES/APPROPRIATIONS</b>	<b>1,833</b>	<b>4,194</b>	<b>6,337</b>	<b>6,337</b>
<b>NET COST</b>	<b>(1,270)</b>	<b>(1,570)</b>	<b>3,080</b>	<b>3,080</b>

**COUNTY OF SAN JOAQUIN  
SCHEDULE 15  
SPECIAL DISTRICTS AND OTHER AGENCIES  
DETAIL OF FINANCING SOURCES AND FINANCING USES  
FISCAL YEAR 2013-2014**

**SERVICES**    **LIGHTING DISTRICTS**  
**DISTRICT NAME**    **MISSION VILLAGE LIGHTING MAINT**  
**FUND**    **22011**

DETAIL BY REVENUE CATEGORY AND EXPENDITURE OBJECT	2011-2012 ACTUAL	2012-2013 ACTUAL	2013-2014 RECOMMENDED	2013-2014 ADOPTED BY BOARD OF SUPERVISORS
<b>REVENUES</b>				
TAXES	457	451	528	528
REVENUE FROM USE OF MONEY AND PROPERTY	36	26	33	33
INTERGOVERNMENTAL REVENUES-STATE	6	6	6	6
CHARGES FOR SERVICES	2,520	2,492	2,520	2,520
TRANSFERS IN		3,131		
<b>TOTAL REVENUES</b>	<b>3,019</b>	<b>6,105</b>	<b>3,087</b>	<b>3,087</b>
<b>EXPENDITURES/APPROPRIATIONS</b>				
SERVICES AND SUPPLIES	2,427	1,960	4,547	4,547
CAPITAL ASSETS-EQUIPMENT			4,000	4,000
TRANSFERS OUT		3,131		
<b>TOTAL EXPENDITURES/APPROPRIATIONS</b>	<b>2,427</b>	<b>5,091</b>	<b>8,547</b>	<b>8,547</b>
<b>NET COST</b>	<b>(592)</b>	<b>(1,014)</b>	<b>5,460</b>	<b>5,460</b>

**COUNTY OF SAN JOAQUIN  
SCHEDULE 15  
SPECIAL DISTRICTS AND OTHER AGENCIES  
DETAIL OF FINANCING SOURCES AND FINANCING USES  
FISCAL YEAR 2013-2014**

SERVICES LIGHTING DISTRICTS  
DISTRICT NAME MORADA ESTATES LIGHTING MAINT  
FUND 22012

DETAIL BY REVENUE CATEGORY AND EXPENDITURE OBJECT	2011-2012 ACTUAL	2012-2013 ACTUAL	2013-2014 RECOMMENDED	2013-2014 ADOPTED BY BOARD OF SUPERVISORS
<b>REVENUES</b>				
TAXES	1,661	1,684	1,706	1,706
REVENUE FROM USE OF MONEY AND PROPERTY	35	24	28	28
INTERGOVERNMENTAL REVENUES-STATE	22	21	22	22
CHARGES FOR SERVICES	2,982	2,982	2,982	2,982
<b>TOTAL REVENUES</b>	<b>4,700</b>	<b>4,712</b>	<b>4,738</b>	<b>4,738</b>
<b>EXPENDITURES/APPROPRIATIONS</b>				
SERVICES AND SUPPLIES	4,684	3,453	5,949	5,949
CAPITAL ASSETS-EQUIPMENT			6,000	6,000
<b>TOTAL EXPENDITURES/APPROPRIATIONS</b>	<b>4,684</b>	<b>3,453</b>	<b>11,949</b>	<b>11,949</b>
<b>NET COST</b>	<b>(16)</b>	<b>(1,258)</b>	<b>7,211</b>	<b>7,211</b>

**COUNTY OF SAN JOAQUIN  
SCHEDULE 15  
SPECIAL DISTRICTS AND OTHER AGENCIES  
DETAIL OF FINANCING SOURCES AND FINANCING USES  
FISCAL YEAR 2013-2014**

**SERVICES**    **LIGHTING DISTRICTS**  
**DISTRICT NAME**    **MORADA MANOR LIGHTING MAINT**  
**FUND**    **22013**

DETAIL BY REVENUE CATEGORY AND EXPENDITURE OBJECT	2011-2012 ACTUAL	2012-2013 ACTUAL	2013-2014 RECOMMENDED	2013-2014 ADOPTED BY BOARD OF SUPERVISORS
<b>REVENUES</b>				
TAXES	758	779	902	902
REVENUE FROM USE OF MONEY AND PROPERTY	25	17	22	22
INTERGOVERNMENTAL REVENUES-STATE	10	10	10	10
CHARGES FOR SERVICES	980	980	980	980
TRANSFERS IN		1,637		
<b>TOTAL REVENUES</b>	<b>1,773</b>	<b>3,423</b>	<b>1,914</b>	<b>1,914</b>
<b>EXPENDITURES/APPROPRIATIONS</b>				
SERVICES AND SUPPLIES	1,524	1,230	3,312	3,312
CAPITAL ASSETS-EQUIPMENT			5,373	5,373
TRANSFERS OUT		1,637		
<b>TOTAL EXPENDITURES/APPROPRIATIONS</b>	<b>1,524</b>	<b>2,867</b>	<b>8,685</b>	<b>8,685</b>
<b>NET COST</b>	<b>(249)</b>	<b>(556)</b>	<b>6,771</b>	<b>6,771</b>

**COUNTY OF SAN JOAQUIN  
SCHEDULE 15  
SPECIAL DISTRICTS AND OTHER AGENCIES  
DETAIL OF FINANCING SOURCES AND FINANCING USES  
FISCAL YEAR 2013-2014**

SERVICES LIGHTING DISTRICTS  
DISTRICT NAME NORTH OAKS LIGHTING MAINT  
FUND 22014

DETAIL BY REVENUE CATEGORY AND EXPENDITURE OBJECT	2011-2012 ACTUAL	2012-2013 ACTUAL	2013-2014 RECOMMENDED	2013-2014 ADOPTED BY BOARD OF SUPERVISORS
<b>REVENUES</b>				
TAXES	783	698	1,002	1,002
REVENUE FROM USE OF MONEY AND PROPERTY	47	41	50	50
INTERGOVERNMENTAL REVENUES-STATE	10	9	10	10
CHARGES FOR SERVICES	4,619	4,544	4,600	4,600
TRANSFERS IN		4,004		
<b>TOTAL REVENUES</b>	<b>5,459</b>	<b>9,296</b>	<b>5,662</b>	<b>5,662</b>
<b>EXPENDITURES/APPROPRIATIONS</b>				
SERVICES AND SUPPLIES	3,245	2,499	6,422	6,422
CAPITAL ASSETS-EQUIPMENT			2,000	2,000
TRANSFERS OUT		4,004		
<b>TOTAL EXPENDITURES/APPROPRIATIONS</b>	<b>3,245</b>	<b>6,503</b>	<b>8,422</b>	<b>8,422</b>
<b>NET COST</b>	<b>(2,214)</b>	<b>(2,793)</b>	<b>2,760</b>	<b>2,760</b>

**COUNTY OF SAN JOAQUIN  
SCHEDULE 15  
SPECIAL DISTRICTS AND OTHER AGENCIES  
DETAIL OF FINANCING SOURCES AND FINANCING USES  
FISCAL YEAR 2013-2014**

SERVICES LIGHTING DISTRICTS  
DISTRICT NAME NO WILSON WAY LIGHTING MAINT  
FUND 22015

DETAIL BY REVENUE CATEGORY AND EXPENDITURE OBJECT	2011-2012 ACTUAL	2012-2013 ACTUAL	2013-2014 RECOMMENDED	2013-2014 ADOPTED BY BOARD OF SUPERVISORS
<b>REVENUES</b>				
TAXES	5,598	5,592	5,824	5,824
REVENUE FROM USE OF MONEY AND PROPERTY	121	103	116	116
INTERGOVERNMENTAL REVENUES-STATE	72	69	100	100
CHARGES FOR SERVICES	4,630	4,610	4,630	4,630
TRANSFERS IN		5,974		
<b>TOTAL REVENUES</b>	<b>10,422</b>	<b>16,349</b>	<b>10,670</b>	<b>10,670</b>
<b>EXPENDITURES/APPROPRIATIONS</b>				
SERVICES AND SUPPLIES	5,471	6,358	6,664	6,664
CAPITAL ASSETS-EQUIPMENT			18,392	18,392
TRANSFERS OUT		5,974		
<b>TOTAL EXPENDITURES/APPROPRIATIONS</b>	<b>5,471</b>	<b>12,332</b>	<b>25,056</b>	<b>25,056</b>
<b>NET COST</b>	<b>(4,950)</b>	<b>(4,016)</b>	<b>14,386</b>	<b>14,386</b>

**COUNTY OF SAN JOAQUIN  
SCHEDULE 15  
SPECIAL DISTRICTS AND OTHER AGENCIES  
DETAIL OF FINANCING SOURCES AND FINANCING USES  
FISCAL YEAR 2013-2014**

SERVICES LIGHTING DISTRICTS  
DISTRICT NAME NE STOCKTON LIGHTING MAINT  
FUND 22016

DETAIL BY REVENUE CATEGORY AND EXPENDITURE OBJECT	2011-2012 ACTUAL	2012-2013 ACTUAL	2013-2014 RECOMMENDED	2013-2014 ADOPTED BY BOARD OF SUPERVISORS
<b>REVENUES</b>				
TAXES	18,425	17,820	19,297	19,297
REVENUE FROM USE OF MONEY AND PROPERTY	79	88	103	103
INTERGOVERNMENTAL REVENUES-STATE	238	221	200	200
CHARGES FOR SERVICES	24,108	24,192	24,176	24,176
TRANSFERS IN		2,012		
<b>TOTAL REVENUES</b>	<b>42,850</b>	<b>44,333</b>	<b>43,776</b>	<b>43,776</b>
<b>EXPENDITURES/APPROPRIATIONS</b>				
SERVICES AND SUPPLIES	39,712	35,654	33,454	33,454
CAPITAL ASSETS-EQUIPMENT			11,700	11,700
TRANSFERS OUT		2,012		
<b>TOTAL EXPENDITURES/APPROPRIATIONS</b>	<b>39,712</b>	<b>37,666</b>	<b>45,154</b>	<b>45,154</b>
<b>NET COST</b>	<b>(3,139)</b>	<b>(6,666)</b>	<b>1,378</b>	<b>1,378</b>

**COUNTY OF SAN JOAQUIN  
SCHEDULE 15  
SPECIAL DISTRICTS AND OTHER AGENCIES  
DETAIL OF FINANCING SOURCES AND FINANCING USES  
FISCAL YEAR 2013-2014**

SERVICES LIGHTING DISTRICTS  
DISTRICT NAME ORO STREET LIGHTING MAINT  
FUND 22017

DETAIL BY REVENUE CATEGORY AND EXPENDITURE OBJECT	2011-2012 ACTUAL	2012-2013 ACTUAL	2013-2014 RECOMMENDED	2013-2014 ADOPTED BY BOARD OF SUPERVISORS
<b>REVENUES</b>				
TAXES	11,535	11,582	12,451	12,451
REVENUE FROM USE OF MONEY AND PROPERTY	282	218	242	242
INTERGOVERNMENTAL REVENUES-STATE	151	145	200	200
CHARGES FOR SERVICES	19,261	19,261	19,280	19,280
TRANSFERS IN		27,947		
<b>TOTAL REVENUES</b>	<b>31,229</b>	<b>59,153</b>	<b>32,173</b>	<b>32,173</b>
<b>EXPENDITURES/APPROPRIATIONS</b>				
SERVICES AND SUPPLIES	26,495	24,069	34,338	34,338
CAPITAL ASSETS-EQUIPMENT			14,882	14,882
TRANSFERS OUT		27,947		
<b>TOTAL EXPENDITURES/APPROPRIATIONS</b>	<b>26,495</b>	<b>52,016</b>	<b>49,220</b>	<b>49,220</b>
<b>NET COST</b>	<b>(4,734)</b>	<b>(7,138)</b>	<b>17,047</b>	<b>17,047</b>

**COUNTY OF SAN JOAQUIN  
SCHEDULE 15  
SPECIAL DISTRICTS AND OTHER AGENCIES  
DETAIL OF FINANCING SOURCES AND FINANCING USES  
FISCAL YEAR 2013-2014**

SERVICES LIGHTING DISTRICTS  
DISTRICT NAME PLYMOUTH VILLAGE LIGHTING MAIN  
FUND 22018

DETAIL BY REVENUE CATEGORY AND EXPENDITURE OBJECT	2011-2012 ACTUAL	2012-2013 ACTUAL	2013-2014 RECOMMENDED	2013-2014 ADOPTED BY BOARD OF SUPERVISORS
<b>REVENUES</b>				
TAXES	8,928	8,581	9,636	9,636
REVENUE FROM USE OF MONEY AND PROPERTY	116	89	97	97
INTERGOVERNMENTAL REVENUES-STATE	116	107	100	100
CHARGES FOR SERVICES	11,206	11,219	11,219	11,219
<b>TOTAL REVENUES</b>	<b>20,366</b>	<b>19,996</b>	<b>21,052</b>	<b>21,052</b>
<b>EXPENDITURES/APPROPRIATIONS</b>				
SERVICES AND SUPPLIES	20,013	15,672	19,846	19,846
CAPITAL ASSETS-EQUIPMENT			10,100	10,100
<b>TOTAL EXPENDITURES/APPROPRIATIONS</b>	<b>20,013</b>	<b>15,672</b>	<b>29,946</b>	<b>29,946</b>
<b>NET COST</b>	<b>(353)</b>	<b>(4,324)</b>	<b>8,894</b>	<b>8,894</b>

**COUNTY OF SAN JOAQUIN  
SCHEDULE 15  
SPECIAL DISTRICTS AND OTHER AGENCIES  
DETAIL OF FINANCING SOURCES AND FINANCING USES  
FISCAL YEAR 2013-2014**

SERVICES LIGHTING DISTRICTS  
DISTRICT NAME RANCHO VILLAGE LIGHTING MAINT  
FUND 22019

DETAIL BY REVENUE CATEGORY AND EXPENDITURE OBJECT	2011-2012 ACTUAL	2012-2013 ACTUAL	2013-2014 RECOMMENDED	2013-2014 ADOPTED BY BOARD OF SUPERVISORS
<b>REVENUES</b>				
TAXES	576	575	637	637
INTERGOVERNMENTAL REVENUES-STATE	8	7	10	10
CHARGES FOR SERVICES	120	120	120	120
TRANSFERS IN		172		
<b>TOTAL REVENUES</b>	<b>703</b>	<b>874</b>	<b>767</b>	<b>767</b>
<b>EXPENDITURES/APPROPRIATIONS</b>				
SERVICES AND SUPPLIES	3,643	952	1,561	1,561
CAPITAL ASSETS-EQUIPMENT			6,975	6,975
TRANSFERS OUT		172		
<b>TOTAL EXPENDITURES/APPROPRIATIONS</b>	<b>3,643</b>	<b>1,124</b>	<b>8,536</b>	<b>8,536</b>
<b>NET COST</b>	<b>2,940</b>	<b>249</b>	<b>7,769</b>	<b>7,769</b>

**COUNTY OF SAN JOAQUIN  
SCHEDULE 15  
SPECIAL DISTRICTS AND OTHER AGENCIES  
DETAIL OF FINANCING SOURCES AND FINANCING USES  
FISCAL YEAR 2013-2014**

SERVICES LIGHTING DISTRICTS  
DISTRICT NAME SHASTA AVENUE LIGHTING MAINT  
FUND 22021

DETAIL BY REVENUE CATEGORY AND EXPENDITURE OBJECT	2011-2012 ACTUAL	2012-2013 ACTUAL	2013-2014 RECOMMENDED	2013-2014 ADOPTED BY BOARD OF SUPERVISORS
<b>REVENUES</b>				
TAXES	4,022	4,059	4,225	4,225
REVENUE FROM USE OF MONEY AND PROPERTY	25	15	18	18
INTERGOVERNMENTAL REVENUES-STATE	52	51	100	100
CHARGES FOR SERVICES	1,614	1,683	1,638	1,638
TRANSFERS IN		5,656		
<b>TOTAL REVENUES</b>	<b>5,714</b>	<b>11,464</b>	<b>5,981</b>	<b>5,981</b>
<b>EXPENDITURES/APPROPRIATIONS</b>				
SERVICES AND SUPPLIES	6,503	6,013	6,324	6,324
CAPITAL ASSETS-EQUIPMENT			3,000	3,000
TRANSFERS OUT		5,656		
<b>TOTAL EXPENDITURES/APPROPRIATIONS</b>	<b>6,503</b>	<b>11,669</b>	<b>9,324</b>	<b>9,324</b>
<b>NET COST</b>	<b>789</b>	<b>205</b>	<b>3,343</b>	<b>3,343</b>

**COUNTY OF SAN JOAQUIN  
SCHEDULE 15  
SPECIAL DISTRICTS AND OTHER AGENCIES  
DETAIL OF FINANCING SOURCES AND FINANCING USES  
FISCAL YEAR 2013-2014**

SERVICES LIGHTING DISTRICTS  
DISTRICT NAME SHIPPEE-FR CP HOMESITES LIGHT  
FUND 22022

DETAIL BY REVENUE CATEGORY AND EXPENDITURE OBJECT	2011-2012 ACTUAL	2012-2013 ACTUAL	2013-2014 RECOMMENDED	2013-2014 ADOPTED BY BOARD OF SUPERVISORS
<b>REVENUES</b>				
TAXES	1,613	1,566	1,907	1,907
REVENUE FROM USE OF MONEY AND PROPERTY	21	15	20	20
INTERGOVERNMENTAL REVENUES-STATE	21	20	20	20
CHARGES FOR SERVICES	330	330	330	330
TRANSFERS IN		1,385		
<b>TOTAL REVENUES</b>	<b>1,985</b>	<b>3,316</b>	<b>2,277</b>	<b>2,277</b>
<b>EXPENDITURES/APPROPRIATIONS</b>				
SERVICES AND SUPPLIES	1,778	1,681	2,172	2,172
CAPITAL ASSETS-EQUIPMENT			2,968	2,968
TRANSFERS OUT		1,385		
<b>TOTAL EXPENDITURES/APPROPRIATIONS</b>	<b>1,778</b>	<b>3,066</b>	<b>5,140</b>	<b>5,140</b>
<b>NET COST</b>	<b>(208)</b>	<b>(249)</b>	<b>2,863</b>	<b>2,863</b>

**COUNTY OF SAN JOAQUIN  
SCHEDULE 15  
SPECIAL DISTRICTS AND OTHER AGENCIES  
DETAIL OF FINANCING SOURCES AND FINANCING USES  
FISCAL YEAR 2013-2014**

SERVICES LIGHTING DISTRICTS  
DISTRICT NAME SILVA GARDENS LIGHTING MAINT  
FUND 22023

DETAIL BY REVENUE CATEGORY AND EXPENDITURE OBJECT	2011-2012 ACTUAL	2012-2013 ACTUAL	2013-2014 RECOMMENDED	2013-2014 ADOPTED BY BOARD OF SUPERVISORS
<b>REVENUES</b>				
TAXES	1,171	1,166	1,201	1,201
REVENUE FROM USE OF MONEY AND PROPERTY	7	3	6	6
INTERGOVERNMENTAL REVENUES-STATE	15	14	14	14
CHARGES FOR SERVICES	360	360	360	360
TRANSFERS IN		1,745		
<b>TOTAL REVENUES</b>	<b>1,553</b>	<b>3,288</b>	<b>1,581</b>	<b>1,581</b>
<b>EXPENDITURES/APPROPRIATIONS</b>				
SERVICES AND SUPPLIES	1,964	1,766	2,179	2,179
CAPITAL ASSETS-EQUIPMENT			3,000	3,000
TRANSFERS OUT		1,745		
<b>TOTAL EXPENDITURES/APPROPRIATIONS</b>	<b>1,964</b>	<b>3,511</b>	<b>5,179</b>	<b>5,179</b>
<b>NET COST</b>	<b>410</b>	<b>224</b>	<b>3,598</b>	<b>3,598</b>

**COUNTY OF SAN JOAQUIN  
SCHEDULE 15  
SPECIAL DISTRICTS AND OTHER AGENCIES  
DETAIL OF FINANCING SOURCES AND FINANCING USES  
FISCAL YEAR 2013-2014**

**SERVICES LIGHTING DISTRICTS  
DISTRICT NAME SOUTH FRENCH CAMP LGHTNG MAINT  
FUND 22024**

DETAIL BY REVENUE CATEGORY AND EXPENDITURE OBJECT	2011-2012 ACTUAL	2012-2013 ACTUAL	2013-2014 RECOMMENDED	2013-2014 ADOPTED BY BOARD OF SUPERVISORS
<b>REVENUES</b>				
TAXES	2,764	2,781	3,012	3,012
REVENUE FROM USE OF MONEY AND PROPERTY	37	29	35	35
INTERGOVERNMENTAL REVENUES-STATE	36	35	36	36
CHARGES FOR SERVICES	445	445	445	445
TRANSFERS IN		2,307		
<b>TOTAL REVENUES</b>	<b>3,282</b>	<b>5,597</b>	<b>3,528</b>	<b>3,528</b>
<b>EXPENDITURES/APPROPRIATIONS</b>				
SERVICES AND SUPPLIES	2,676	2,705	2,523	2,523
CAPITAL ASSETS-EQUIPMENT			5,000	5,000
TRANSFERS OUT		2,307		
<b>TOTAL EXPENDITURES/APPROPRIATIONS</b>	<b>2,676</b>	<b>5,012</b>	<b>7,523</b>	<b>7,523</b>
<b>NET COST</b>	<b>(606)</b>	<b>(585)</b>	<b>3,995</b>	<b>3,995</b>

**COUNTY OF SAN JOAQUIN  
SCHEDULE 15  
SPECIAL DISTRICTS AND OTHER AGENCIES  
DETAIL OF FINANCING SOURCES AND FINANCING USES  
FISCAL YEAR 2013-2014**

SERVICES LIGHTING DISTRICTS  
DISTRICT NAME SW STOCKTON LIGHTING MAINT  
FUND 22025

DETAIL BY REVENUE CATEGORY AND EXPENDITURE OBJECT	2011-2012 ACTUAL	2012-2013 ACTUAL	2013-2014 RECOMMENDED	2013-2014 ADOPTED BY BOARD OF SUPERVISORS
<b>REVENUES</b>				
TAXES	6,701	6,390	7,151	7,151
REVENUE FROM USE OF MONEY AND PROPERTY	194	156	181	181
INTERGOVERNMENTAL REVENUES-STATE	85	77	85	85
CHARGES FOR SERVICES	10,336	10,336	10,336	10,336
TRANSFERS IN		4,016		
<b>TOTAL REVENUES</b>	<b>17,316</b>	<b>20,975</b>	<b>17,753</b>	<b>17,753</b>
<b>EXPENDITURES/APPROPRIATIONS</b>				
SERVICES AND SUPPLIES	11,429	10,769	18,516	18,516
CAPITAL ASSETS-EQUIPMENT			19,993	19,993
TRANSFERS OUT		4,016		
<b>TOTAL EXPENDITURES/APPROPRIATIONS</b>	<b>11,429</b>	<b>14,785</b>	<b>38,509</b>	<b>38,509</b>
<b>NET COST</b>	<b>(5,887)</b>	<b>(6,190)</b>	<b>20,756</b>	<b>20,756</b>

**COUNTY OF SAN JOAQUIN  
SCHEDULE 15  
SPECIAL DISTRICTS AND OTHER AGENCIES  
DETAIL OF FINANCING SOURCES AND FINANCING USES  
FISCAL YEAR 2013-2014**

SERVICES LIGHTING DISTRICTS  
DISTRICT NAME STOCKTON NO 5 LIGHTING MAINT  
FUND 22026

DETAIL BY REVENUE CATEGORY AND EXPENDITURE OBJECT	2011-2012 ACTUAL	2012-2013 ACTUAL	2013-2014 RECOMMENDED	2013-2014 ADOPTED BY BOARD OF SUPERVISORS
<b>REVENUES</b>				
TAXES	436	409	551	551
REVENUE FROM USE OF MONEY AND PROPERTY	23	19	21	21
INTERGOVERNMENTAL REVENUES-STATE	6	5	10	10
CHARGES FOR SERVICES	1,545	1,545	1,545	1,545
TRANSFERS IN		2,080		
<b>TOTAL REVENUES</b>	<b>2,010</b>	<b>4,058</b>	<b>2,127</b>	<b>2,127</b>
<b>EXPENDITURES/APPROPRIATIONS</b>				
SERVICES AND SUPPLIES	1,697	1,379	3,393	3,393
CAPITAL ASSETS-EQUIPMENT			1,500	1,500
TRANSFERS OUT		2,080		
<b>TOTAL EXPENDITURES/APPROPRIATIONS</b>	<b>1,697</b>	<b>3,459</b>	<b>4,893</b>	<b>4,893</b>
<b>NET COST</b>	<b>(313)</b>	<b>(600)</b>	<b>2,766</b>	<b>2,766</b>

**COUNTY OF SAN JOAQUIN**  
**SCHEDULE 15**  
**SPECIAL DISTRICTS AND OTHER AGENCIES**  
**DETAIL OF FINANCING SOURCES AND FINANCING USES**  
**FISCAL YEAR 2013-2014**

SERVICES LIGHTING DISTRICTS  
DISTRICT NAME TUXEDO-COUNTRY CLUB LIGHTING  
FUND 22027

DETAIL BY REVENUE CATEGORY AND EXPENDITURE OBJECT	2011-2012 ACTUAL	2012-2013 ACTUAL	2013-2014 RECOMMENDED	2013-2014 ADOPTED BY BOARD OF SUPERVISORS
<b>REVENUES</b>				
TAXES	6,228	6,046	7,447	7,447
REVENUE FROM USE OF MONEY AND PROPERTY	4	2	4	4
INTERGOVERNMENTAL REVENUES-STATE	81	75	100	100
CHARGES FOR SERVICES	10,710	11,019	11,341	11,341
<b>TOTAL REVENUES</b>	<b>17,023</b>	<b>17,143</b>	<b>18,892</b>	<b>18,892</b>
<b>EXPENDITURES/APPROPRIATIONS</b>				
SERVICES AND SUPPLIES	22,984	12,888	15,204	15,204
CAPITAL ASSETS-EQUIPMENT			9,985	9,985
<b>TOTAL EXPENDITURES/APPROPRIATIONS</b>	<b>22,984</b>	<b>12,888</b>	<b>25,189</b>	<b>25,189</b>
<b>NET COST</b>	<b>5,961</b>	<b>(4,255)</b>	<b>6,297</b>	<b>6,297</b>

**COUNTY OF SAN JOAQUIN  
SCHEDULE 15  
SPECIAL DISTRICTS AND OTHER AGENCIES  
DETAIL OF FINANCING SOURCES AND FINANCING USES  
FISCAL YEAR 2013-2014**

SERVICES LIGHTING DISTRICTS  
DISTRICT NAME VICTOR LIGHTING  
FUND 22028

DETAIL BY REVENUE CATEGORY AND EXPENDITURE OBJECT	2011-2012 ACTUAL	2012-2013 ACTUAL	2013-2014 RECOMMENDED	2013-2014 ADOPTED BY BOARD OF SUPERVISORS
<b>REVENUES</b>				
TAXES	1,614	1,551	2,158	2,158
INTERGOVERNMENTAL REVENUES-STATE	20	19	50	50
CHARGES FOR SERVICES	2,720	2,872	2,851	2,851
<b>TOTAL REVENUES</b>	<b>4,354</b>	<b>4,441</b>	<b>5,059</b>	<b>5,059</b>
<b>EXPENDITURES/APPROPRIATIONS</b>				
SERVICES AND SUPPLIES	7,443	3,830	5,631	5,631
CAPITAL ASSETS-EQUIPMENT			7,000	7,000
<b>TOTAL EXPENDITURES/APPROPRIATIONS</b>	<b>7,443</b>	<b>3,830</b>	<b>12,631</b>	<b>12,631</b>
<b>NET COST</b>	<b>3,089</b>	<b>(611)</b>	<b>7,572</b>	<b>7,572</b>

**COUNTY OF SAN JOAQUIN**  
**SCHEDULE 15**  
**SPECIAL DISTRICTS AND OTHER AGENCIES**  
**DETAIL OF FINANCING SOURCES AND FINANCING USES**  
**FISCAL YEAR 2013-2014**

SERVICES LIGHTING DISTRICTS  
DISTRICT NAME WEST LANE LIGHTING MAINTENANCE  
FUND 22029

DETAIL BY REVENUE CATEGORY AND EXPENDITURE OBJECT	2011-2012 ACTUAL	2012-2013 ACTUAL	2013-2014 RECOMMENDED	2013-2014 ADOPTED BY BOARD OF SUPERVISORS
<b>REVENUES</b>				
TAXES	1,659	1,511	2,304	2,304
REVENUE FROM USE OF MONEY AND PROPERTY	3	6	11	11
INTERGOVERNMENTAL REVENUES-STATE	22	19	20	20
CHARGES FOR SERVICES	3,582	3,689	3,799	3,799
<b>TOTAL REVENUES</b>	<b>5,265</b>	<b>5,225</b>	<b>6,134</b>	<b>6,134</b>
<b>EXPENDITURES/APPROPRIATIONS</b>				
SERVICES AND SUPPLIES	5,317	2,273	7,377	7,377
CAPITAL ASSETS-EQUIPMENT			7,000	7,000
<b>TOTAL EXPENDITURES/APPROPRIATIONS</b>	<b>5,317</b>	<b>2,273</b>	<b>14,377</b>	<b>14,377</b>
<b>NET COST</b>	<b>52</b>	<b>(2,952)</b>	<b>8,243</b>	<b>8,243</b>

**COUNTY OF SAN JOAQUIN  
SCHEDULE 15  
SPECIAL DISTRICTS AND OTHER AGENCIES  
DETAIL OF FINANCING SOURCES AND FINANCING USES  
FISCAL YEAR 2013-2014**

SERVICES LIGHTING DISTRICTS  
DISTRICT NAME WOODBRIDGE LIGHTING  
FUND 22030

DETAIL BY REVENUE CATEGORY AND EXPENDITURE OBJECT	2011-2012 ACTUAL	2012-2013 ACTUAL	2013-2014 RECOMMENDED	2013-2014 ADOPTED BY BOARD OF SUPERVISORS
<b>REVENUES</b>				
TAXES	6,836	6,730	7,129	7,129
REVENUE FROM USE OF MONEY AND PROPERTY	407	334	387	387
INTERGOVERNMENTAL REVENUES-STATE	89	84	100	100
MISCELLANEOUS REVENUES	1,834			
CHARGES FOR SERVICES	58,770	58,449	58,724	58,724
TRANSFERS IN		16,237		
<b>TOTAL REVENUES</b>	<b>67,936</b>	<b>81,834</b>	<b>66,339</b>	<b>66,339</b>
<b>EXPENDITURES/APPROPRIATIONS</b>				
SERVICES AND SUPPLIES	55,861	43,449	62,821	62,821
CAPITAL ASSETS-EQUIPMENT			37,076	37,076
TRANSFERS OUT		16,237		
<b>TOTAL EXPENDITURES/APPROPRIATIONS</b>	<b>55,861</b>	<b>59,686</b>	<b>99,897</b>	<b>99,897</b>
<b>NET COST</b>	<b>(12,075)</b>	<b>(22,149)</b>	<b>33,558</b>	<b>33,558</b>

**COUNTY OF SAN JOAQUIN  
SCHEDULE 15  
SPECIAL DISTRICTS AND OTHER AGENCIES  
DETAIL OF FINANCING SOURCES AND FINANCING USES  
FISCAL YEAR 2013-2014**

SERVICES LIGHTING DISTRICTS  
DISTRICT NAME WEST STOCKTON LIGHTING MAINT  
FUND 22031

DETAIL BY REVENUE CATEGORY AND EXPENDITURE OBJECT	2011-2012 ACTUAL	2012-2013 ACTUAL	2013-2014 RECOMMENDED	2013-2014 ADOPTED BY BOARD OF SUPERVISORS
<b>REVENUES</b>				
TAXES	22,239	21,488	25,527	25,527
REVENUE FROM USE OF MONEY AND PROPERTY	122	98	111	111
INTERGOVERNMENTAL REVENUES-STATE	289	268	300	300
CHARGES FOR SERVICES	22,939	22,820	22,848	22,848
TRANSFERS IN		3,310		
<b>TOTAL REVENUES</b>	<b>45,589</b>	<b>47,984</b>	<b>48,786</b>	<b>48,786</b>
<b>EXPENDITURES/APPROPRIATIONS</b>				
SERVICES AND SUPPLIES	45,083	35,725	46,459	46,459
CAPITAL ASSETS-EQUIPMENT			12,968	12,968
TRANSFERS OUT		3,310		
<b>TOTAL EXPENDITURES/APPROPRIATIONS</b>	<b>45,083</b>	<b>39,035</b>	<b>59,427</b>	<b>59,427</b>
<b>NET COST</b>	<b>(506)</b>	<b>(8,949)</b>	<b>10,641</b>	<b>10,641</b>

**COUNTY OF SAN JOAQUIN  
SCHEDULE 15  
SPECIAL DISTRICTS AND OTHER AGENCIES  
DETAIL OF FINANCING SOURCES AND FINANCING USES  
FISCAL YEAR 2013-2014**

SERVICES MAINTENANCE DISTRICTS  
DISTRICT NAME ACAMPO WATER MAINTENANCE-GEN  
FUND 22101

DETAIL BY REVENUE CATEGORY AND EXPENDITURE OBJECT	2011-2012 ACTUAL	2012-2013 ACTUAL	2013-2014 RECOMMENDED	2013-2014 ADOPTED BY BOARD OF SUPERVISORS
<b>REVENUES</b>				
TAXES	3,044	3,270	3,076	3,076
REVENUE FROM USE OF MONEY AND PROPERTY	1,110	781	845	845
INTERGOVERNMENTAL REVENUES-STATE	40	41	40	40
CHARGES FOR SERVICES	33,718	33,272	33,718	33,718
TRANSFERS IN	79,996			
<b>TOTAL REVENUES</b>	<b>117,907</b>	<b>37,363</b>	<b>37,679</b>	<b>37,679</b>
<b>EXPENDITURES/APPROPRIATIONS</b>				
SERVICES AND SUPPLIES	31,961	34,186	39,704	39,704
OTHER CHARGES	2	8	500	500
CAPITAL ASSETS-EQUIPMENT		5,995	200,000	200,000
TRANSFERS OUT	79,996			
<b>TOTAL EXPENDITURES/APPROPRIATIONS</b>	<b>111,959</b>	<b>40,189</b>	<b>240,204</b>	<b>240,204</b>
<b>NET COST</b>	<b>(5,948)</b>	<b>2,826</b>	<b>202,525</b>	<b>202,525</b>

**COUNTY OF SAN JOAQUIN**  
**SCHEDULE 15**  
**SPECIAL DISTRICTS AND OTHER AGENCIES**  
**DETAIL OF FINANCING SOURCES AND FINANCING USES**  
**FISCAL YEAR 2013-2014**

**SERVICES**    **MAINTENANCE DISTRICTS**  
**DISTRICT NAME**    **ALMOND PARK WATER MAINTENANCE**  
**FUND**    **22201**

DETAIL BY REVENUE CATEGORY AND EXPENDITURE OBJECT	2011-2012 ACTUAL	2012-2013 ACTUAL	2013-2014 RECOMMENDED	2013-2014 ADOPTED BY BOARD OF SUPERVISORS
<b>REVENUES</b>				
TAXES	1,796	1,850	1,812	1,812
REVENUE FROM USE OF MONEY AND PROPERTY	311	210	211	211
INTERGOVERNMENTAL REVENUES-STATE	23	23	23	23
CHARGES FOR SERVICES	14,940	14,940	14,940	14,940
TRANSFERS IN	33,582	25		
<b>TOTAL REVENUES</b>	<b>50,652</b>	<b>17,049</b>	<b>16,986</b>	<b>16,986</b>
<b>EXPENDITURES/APPROPRIATIONS</b>				
SERVICES AND SUPPLIES	22,326	8,599	20,259	20,259
OTHER CHARGES	3,337	3,356	3,500	3,500
CAPITAL ASSETS-EQUIPMENT			52,500	52,500
TRANSFERS OUT	25,562	25		
<b>TOTAL EXPENDITURES/APPROPRIATIONS</b>	<b>51,226</b>	<b>11,980</b>	<b>76,259</b>	<b>76,259</b>
<b>NET COST</b>	<b>573</b>	<b>(5,069)</b>	<b>59,273</b>	<b>59,273</b>

**COUNTY OF SAN JOAQUIN  
SCHEDULE 15  
SPECIAL DISTRICTS AND OTHER AGENCIES  
DETAIL OF FINANCING SOURCES AND FINANCING USES  
FISCAL YEAR 2013-2014**

SERVICES MAINTENANCE DISTRICTS  
DISTRICT NAME ASHLEY DRAINAGE MAINTENANCE  
FUND 22295

DETAIL BY REVENUE CATEGORY AND EXPENDITURE OBJECT	2011-2012 ACTUAL	2012-2013 ACTUAL	2013-2014 RECOMMENDED	2013-2014 ADOPTED BY BOARD OF SUPERVISORS
<b>REVENUES</b>				
TAXES	260	9	262	262
REVENUE FROM USE OF MONEY AND PROPERTY	9	11	13	13
INTERGOVERNMENTAL REVENUES-STATE	3		3	3
CHARGES FOR SERVICES	595	595	595	595
TRANSFERS IN	573			
<b>TOTAL REVENUES</b>	<b>1,440</b>	<b>615</b>	<b>873</b>	<b>873</b>
<b>EXPENDITURES/APPROPRIATIONS</b>				
SERVICES AND SUPPLIES	228	186	1,104	1,104
CAPITAL ASSETS-EQUIPMENT			2,000	2,000
TRANSFERS OUT	573			
<b>TOTAL EXPENDITURES/APPROPRIATIONS</b>	<b>801</b>	<b>186</b>	<b>3,104</b>	<b>3,104</b>
<b>NET COST</b>	<b>(639)</b>	<b>(429)</b>	<b>2,231</b>	<b>2,231</b>

**COUNTY OF SAN JOAQUIN  
SCHEDULE 15  
SPECIAL DISTRICTS AND OTHER AGENCIES  
DETAIL OF FINANCING SOURCES AND FINANCING USES  
FISCAL YEAR 2013-2014**

**SERVICES**    **MAINTENANCE DISTRICTS**  
**DISTRICT NAME**    **BEAR CR TERRACE LIGHT & DRAIN**  
**FUND**    **22401**

DETAIL BY REVENUE CATEGORY AND EXPENDITURE OBJECT	2011-2012 ACTUAL	2012-2013 ACTUAL	2013-2014 RECOMMENDED	2013-2014 ADOPTED BY BOARD OF SUPERVISORS
<b>REVENUES</b>				
TAXES	10,801	10,454	10,920	10,920
REVENUE FROM USE OF MONEY AND PROPERTY	70	47	39	39
INTERGOVERNMENTAL REVENUES-STATE	142	132	165	165
CHARGES FOR SERVICES	1,282	1,278	1,282	1,282
TRANSFERS IN	1,782			
<b>TOTAL REVENUES</b>	<b>14,077</b>	<b>11,911</b>	<b>12,406</b>	<b>12,406</b>
<b>EXPENDITURES/APPROPRIATIONS</b>				
SERVICES AND SUPPLIES	15,316	14,481	23,322	23,322
CAPITAL ASSETS-EQUIPMENT			19,900	19,900
TRANSFERS OUT	1,782			
<b>TOTAL EXPENDITURES/APPROPRIATIONS</b>	<b>17,098</b>	<b>14,481</b>	<b>43,222</b>	<b>43,222</b>
<b>NET COST</b>	<b>3,021</b>	<b>2,570</b>	<b>30,816</b>	<b>30,816</b>

**COUNTY OF SAN JOAQUIN**  
**SCHEDULE 15**  
**SPECIAL DISTRICTS AND OTHER AGENCIES**  
**DETAIL OF FINANCING SOURCES AND FINANCING USES**  
**FISCAL YEAR 2013-2014**

SERVICES MAINTENANCE DISTRICTS  
DISTRICT NAME BOWLING GREEN ESTATE DRAIN MNT  
FUND 22501

DETAIL BY REVENUE CATEGORY AND EXPENDITURE OBJECT	2011-2012 ACTUAL	2012-2013 ACTUAL	2013-2014 RECOMMENDED	2013-2014 ADOPTED BY BOARD OF SUPERVISORS
<b>REVENUES</b>				
TAXES	589	588	588	588
REVENUE FROM USE OF MONEY AND PROPERTY	34	22	14	14
INTERGOVERNMENTAL REVENUES-STATE	8	7	8	8
CHARGES FOR SERVICES	456	456	456	456
TRANSFERS IN	5,094	4		
<b>TOTAL REVENUES</b>	<b>6,180</b>	<b>1,078</b>	<b>1,066</b>	<b>1,066</b>
<b>EXPENDITURES/APPROPRIATIONS</b>				
SERVICES AND SUPPLIES	1,843	5,748	2,755	2,755
CAPITAL ASSETS-EQUIPMENT			20,487	20,487
TRANSFERS OUT	5,094	4		
<b>TOTAL EXPENDITURES/APPROPRIATIONS</b>	<b>6,937</b>	<b>5,752</b>	<b>23,242</b>	<b>23,242</b>
<b>NET COST</b>	<b>757</b>	<b>4,674</b>	<b>22,176</b>	<b>22,176</b>

**COUNTY OF SAN JOAQUIN  
SCHEDULE 15  
SPECIAL DISTRICTS AND OTHER AGENCIES  
DETAIL OF FINANCING SOURCES AND FINANCING USES  
FISCAL YEAR 2013-2014**

**SERVICES**    **MAINTENANCE DISTRICTS**  
**DISTRICT NAME**    **C C VISTA LIGHT SEWER & DRAIN**  
**FUND**    **22601**

DETAIL BY REVENUE CATEGORY AND EXPENDITURE OBJECT	2011-2012 ACTUAL	2012-2013 ACTUAL	2013-2014 RECOMMENDED	2013-2014 ADOPTED BY BOARD OF SUPERVISORS
<b>REVENUES</b>				
TAXES	11,273	11,681	11,297	11,297
REVENUE FROM USE OF MONEY AND PROPERTY	1,101	803	876	876
INTERGOVERNMENTAL REVENUES-STATE	148	147	143	143
TRANSFERS IN	7,024	6		
<b>TOTAL REVENUES</b>	<b>19,545</b>	<b>12,637</b>	<b>12,316</b>	<b>12,316</b>
<b>EXPENDITURES/APPROPRIATIONS</b>				
SERVICES AND SUPPLIES	2,033	1,788	3,166	3,166
CAPITAL ASSETS-EQUIPMENT			50,000	50,000
TRANSFERS OUT	7,024	6		
<b>TOTAL EXPENDITURES/APPROPRIATIONS</b>	<b>9,057</b>	<b>1,794</b>	<b>53,166</b>	<b>53,166</b>
<b>NET COST</b>	<b>(10,489)</b>	<b>(10,843)</b>	<b>40,850</b>	<b>40,850</b>

**COUNTY OF SAN JOAQUIN  
SCHEDULE 15  
SPECIAL DISTRICTS AND OTHER AGENCIES  
DETAIL OF FINANCING SOURCES AND FINANCING USES  
FISCAL YEAR 2013-2014**

SERVICES MAINTENANCE DISTRICTS  
DISTRICT NAME COLONIAL HGHT LIGHT WTR & SWR  
FUND 22701

DETAIL BY REVENUE CATEGORY AND EXPENDITURE OBJECT	2011-2012 ACTUAL	2012-2013 ACTUAL	2013-2014 RECOMMENDED	2013-2014 ADOPTED BY BOARD OF SUPERVISORS
<b>REVENUES</b>				
TAXES	40,337	38,136	40,686	40,686
REVENUE FROM USE OF MONEY AND PROPERTY	4,904	3,772	4,269	4,269
INTERGOVERNMENTAL REVENUES-STATE	522	473	525	525
MISCELLANEOUS REVENUES	25	2,168		
CHARGES FOR SERVICES	680,604	789,464	876,081	876,081
TRANSFERS IN	472,504	489		
<b>TOTAL REVENUES</b>	<b>1,198,896</b>	<b>834,502</b>	<b>921,561</b>	<b>921,561</b>
<b>EXPENDITURES/APPROPRIATIONS</b>				
SERVICES AND SUPPLIES	645,537	674,159	687,896	687,896
OTHER CHARGES	12,169	6,291	12,500	12,500
CAPITAL ASSETS-EQUIPMENT			525,000	525,000
TRANSFERS OUT	472,504	489		
<b>TOTAL EXPENDITURES/APPROPRIATIONS</b>	<b>1,130,210</b>	<b>680,939</b>	<b>1,225,396</b>	<b>1,225,396</b>
<b>NET COST</b>	<b>(68,687)</b>	<b>(153,563)</b>	<b>303,835</b>	<b>303,835</b>

**COUNTY OF SAN JOAQUIN  
SCHEDULE 15  
SPECIAL DISTRICTS AND OTHER AGENCIES  
DETAIL OF FINANCING SOURCES AND FINANCING USES  
FISCAL YEAR 2013-2014**

**SERVICES**    **MAINTENANCE DISTRICTS**  
**DISTRICT NAME**    **CORRAL HOLLOW LW & DRAIN-GENRL**  
**FUND**    **22801**

DETAIL BY REVENUE CATEGORY AND EXPENDITURE OBJECT	2011-2012 ACTUAL	2012-2013 ACTUAL	2013-2014 RECOMMENDED	2013-2014 ADOPTED BY BOARD OF SUPERVISORS
<b>REVENUES</b>				
TAXES	3,319	3,411	3,351	3,351
REVENUE FROM USE OF MONEY AND PROPERTY	107	10	30	30
INTERGOVERNMENTAL REVENUES-STATE	44	43	45	45
CHARGES FOR SERVICES	42,428	46,309	50,543	50,543
TRANSFERS IN	16,873	19		
<b>TOTAL REVENUES</b>	<b>62,770</b>	<b>49,792</b>	<b>53,969</b>	<b>53,969</b>
<b>EXPENDITURES/APPROPRIATIONS</b>				
SERVICES AND SUPPLIES	81,618	54,549	63,408	63,408
OTHER CHARGES	2	8	10	10
CAPITAL ASSETS-EQUIPMENT	8,222		19,779	19,779
COST REIMBURSEMENTS	16,873	19		
<b>TOTAL EXPENDITURES/APPROPRIATIONS</b>	<b>106,716</b>	<b>54,576</b>	<b>83,197</b>	<b>83,197</b>
<b>NET COST</b>	<b>43,945</b>	<b>4,784</b>	<b>29,228</b>	<b>29,228</b>

**COUNTY OF SAN JOAQUIN  
SCHEDULE 15  
SPECIAL DISTRICTS AND OTHER AGENCIES  
DETAIL OF FINANCING SOURCES AND FINANCING USES  
FISCAL YEAR 2013-2014**

**SERVICES**    **MAINTENANCE DISTRICTS**  
**DISTRICT NAME**    **ELKHORN GC EST WTR MAINT-GENRL**  
**FUND**    **23001**

DETAIL BY REVENUE CATEGORY AND EXPENDITURE OBJECT	2011-2012 ACTUAL	2012-2013 ACTUAL	2013-2014 RECOMMENDED	2013-2014 ADOPTED BY BOARD OF SUPERVISORS
<b>REVENUES</b>				
TAXES	3,168	3,062	3,196	3,196
REVENUE FROM USE OF MONEY AND PROPERTY	432	281	314	314
INTERGOVERNMENTAL REVENUES-STATE	40	37	40	40
CHARGES FOR SERVICES	74,094	74,683	74,800	74,800
TRANSFERS IN	39,846	40		
<b>TOTAL REVENUES</b>	<b>117,580</b>	<b>78,103</b>	<b>78,350</b>	<b>78,350</b>
<b>EXPENDITURES/APPROPRIATIONS</b>				
SERVICES AND SUPPLIES	56,928	57,755	65,128	65,128
OTHER CHARGES	17,576	19,704	18,500	18,500
CAPITAL ASSETS-EQUIPMENT			100,000	100,000
TRANSFERS OUT	39,846	40		
<b>TOTAL EXPENDITURES/APPROPRIATIONS</b>	<b>114,350</b>	<b>77,499</b>	<b>183,628</b>	<b>183,628</b>
<b>NET COST</b>	<b>(3,230)</b>	<b>(605)</b>	<b>105,278</b>	<b>105,278</b>

**COUNTY OF SAN JOAQUIN  
SCHEDULE 15  
SPECIAL DISTRICTS AND OTHER AGENCIES  
DETAIL OF FINANCING SOURCES AND FINANCING USES  
FISCAL YEAR 2013-2014**

**SERVICES** MAINTENANCE DISTRICTS  
**DISTRICT NAME** GAYLA MANOR WATER MAINTENANCE  
**FUND** 23101

DETAIL BY REVENUE CATEGORY AND EXPENDITURE OBJECT	2011-2012 ACTUAL	2012-2013 ACTUAL	2013-2014 RECOMMENDED	2013-2014 ADOPTED BY BOARD OF SUPERVISORS
<b>REVENUES</b>				
TAXES	3,345	3,402	3,370	3,370
REVENUE FROM USE OF MONEY AND PROPERTY	85	38	33	33
INTERGOVERNMENTAL REVENUES-STATE	44	43	45	45
CHARGES FOR SERVICES	43,386	43,386	43,386	43,386
TRANSFERS IN	18,488	10		
<b>TOTAL REVENUES</b>	<b>65,348</b>	<b>46,879</b>	<b>46,833</b>	<b>46,833</b>
<b>EXPENDITURES/APPROPRIATIONS</b>				
SERVICES AND SUPPLIES	50,277	27,562	54,273	54,273
OTHER CHARGES	10,394	14,676	11,000	11,000
CAPITAL ASSETS-EQUIPMENT			20,000	20,000
TRANSFERS OUT	10,468	10		
<b>TOTAL EXPENDITURES/APPROPRIATIONS</b>	<b>71,138</b>	<b>42,249</b>	<b>85,273</b>	<b>85,273</b>
<b>NET COST</b>	<b>5,791</b>	<b>(4,630)</b>	<b>38,440</b>	<b>38,440</b>

**COUNTY OF SAN JOAQUIN  
SCHEDULE 15  
SPECIAL DISTRICTS AND OTHER AGENCIES  
DETAIL OF FINANCING SOURCES AND FINANCING USES  
FISCAL YEAR 2013-2014**

SERVICES MAINTENANCE DISTRICTS  
DISTRICT NAME LAMBERT VILLAGE LW & DRAINAGE  
FUND 23201

DETAIL BY REVENUE CATEGORY AND EXPENDITURE OBJECT	2011-2012 ACTUAL	2012-2013 ACTUAL	2013-2014 RECOMMENDED	2013-2014 ADOPTED BY BOARD OF SUPERVISORS
<b>REVENUES</b>				
TAXES	6,185	6,376	6,235	6,235
REVENUE FROM USE OF MONEY AND PROPERTY	165	134	158	158
INTERGOVERNMENTAL REVENUES-STATE	81	80	158	158
CHARGES FOR SERVICES	4,787	5,265	5,402	5,402
TRANSFERS IN	4,393	4		
<b>TOTAL REVENUES</b>	<b>15,611</b>	<b>11,859</b>	<b>11,954</b>	<b>11,954</b>
<b>EXPENDITURES/APPROPRIATIONS</b>				
SERVICES AND SUPPLIES	4,889	4,265	7,849	7,849
CAPITAL ASSETS-EQUIPMENT			19,954	19,954
TRANSFERS OUT	4,393	4		
<b>TOTAL EXPENDITURES/APPROPRIATIONS</b>	<b>9,282</b>	<b>4,269</b>	<b>27,803</b>	<b>27,803</b>
<b>NET COST</b>	<b>(6,329)</b>	<b>(7,590)</b>	<b>15,849</b>	<b>15,849</b>

**COUNTY OF SAN JOAQUIN  
SCHEDULE 15  
SPECIAL DISTRICTS AND OTHER AGENCIES  
DETAIL OF FINANCING SOURCES AND FINANCING USES  
FISCAL YEAR 2013-2014**

**SERVICES**    **MAINTENANCE DISTRICTS**  
**DISTRICT NAME**    **LINCOLN VILL LWS MAINTENANCE**  
**FUND**    **23401**

DETAIL BY REVENUE CATEGORY AND EXPENDITURE OBJECT	2011-2012 ACTUAL	2012-2013 ACTUAL	2013-2014 RECOMMENDED	2013-2014 ADOPTED BY BOARD OF SUPERVISORS
<b>REVENUES</b>				
TAXES	102,363	103,330	102,847	102,847
REVENUE FROM USE OF MONEY AND PROPERTY	7,974	6,642	6,547	6,547
INTERGOVERNMENTAL REVENUES-STATE	1,205	1,167	1,200	1,200
INTERGOVERNMENTAL REVENUES-OTHER			40	40
MISCELLANEOUS REVENUES	6,050	6,884	6,050	6,050
CHARGES FOR SERVICES	2,085,867	2,419,972	2,600,838	2,600,838
TRANSFERS IN	592,244	295,893		
<b>TOTAL REVENUES</b>	<b>2,795,703</b>	<b>2,833,888</b>	<b>2,717,523</b>	<b>2,717,523</b>
<b>EXPENDITURES/APPROPRIATIONS</b>				
SERVICES AND SUPPLIES	2,204,009	2,430,302	2,496,992	2,496,992
CAPITAL ASSETS-EQUIPMENT		33,675	525,000	525,000
TRANSFERS OUT	592,244	295,893		
<b>TOTAL EXPENDITURES/APPROPRIATIONS</b>	<b>2,796,253</b>	<b>2,759,870</b>	<b>3,021,992</b>	<b>3,021,992</b>
<b>NET COST</b>	<b>550</b>	<b>(74,018)</b>	<b>304,469</b>	<b>304,469</b>

**COUNTY OF SAN JOAQUIN  
SCHEDULE 15  
SPECIAL DISTRICTS AND OTHER AGENCIES  
DETAIL OF FINANCING SOURCES AND FINANCING USES  
FISCAL YEAR 2013-2014**

SERVICES MAINTENANCE DISTRICTS  
DISTRICT NAME LOCKEFORD LIGHT & DRAIN MAINT  
FUND 23501

DETAIL BY REVENUE CATEGORY AND EXPENDITURE OBJECT	2011-2012 ACTUAL	2012-2013 ACTUAL	2013-2014 RECOMMENDED	2013-2014 ADOPTED BY BOARD OF SUPERVISORS
<b>REVENUES</b>				
REVENUE FROM USE OF MONEY AND PROPERTY	1	4	6	6
CHARGES FOR SERVICES	4,898	3,720	3,680	3,680
<b>TOTAL REVENUES</b>	<b>4,899</b>	<b>3,724</b>	<b>3,686</b>	<b>3,686</b>
<b>EXPENDITURES/APPROPRIATIONS</b>				
SERVICES AND SUPPLIES	3,100	3,022	4,684	4,684
<b>TOTAL EXPENDITURES/APPROPRIATIONS</b>	<b>3,100</b>	<b>3,022</b>	<b>4,684</b>	<b>4,684</b>
<b>NET COST</b>	<b>(1,799)</b>	<b>(702)</b>	<b>998</b>	<b>998</b>

**COUNTY OF SAN JOAQUIN  
SCHEDULE 15  
SPECIAL DISTRICTS AND OTHER AGENCIES  
DETAIL OF FINANCING SOURCES AND FINANCING USES  
FISCAL YEAR 2013-2014**

SERVICES MAINTENANCE DISTRICTS  
DISTRICT NAME MAURLAND MANOR WATER MAINT  
FUND 23601

DETAIL BY REVENUE CATEGORY AND EXPENDITURE OBJECT	2011-2012 ACTUAL	2012-2013 ACTUAL	2013-2014 RECOMMENDED	2013-2014 ADOPTED BY BOARD OF SUPERVISORS
<b>REVENUES</b>				
TAXES	1,927	1,972	1,938	1,938
REVENUE FROM USE OF MONEY AND PROPERTY	232	151	141	141
INTERGOVERNMENTAL REVENUES-STATE	25	25	25	25
CHARGES FOR SERVICES	26,180	26,180	26,180	26,180
<b>TOTAL REVENUES</b>	<b>28,364</b>	<b>28,328</b>	<b>28,284</b>	<b>28,284</b>
<b>EXPENDITURES/APPROPRIATIONS</b>				
SERVICES AND SUPPLIES	25,588	24,949	35,932	35,932
CAPITAL ASSETS-EQUIPMENT			37,000	37,000
<b>TOTAL EXPENDITURES/APPROPRIATIONS</b>	<b>25,588</b>	<b>24,949</b>	<b>72,932</b>	<b>72,932</b>
<b>NET COST</b>	<b>(2,776)</b>	<b>(3,379)</b>	<b>44,648</b>	<b>44,648</b>

**COUNTY OF SAN JOAQUIN  
SCHEDULE 15  
SPECIAL DISTRICTS AND OTHER AGENCIES  
DETAIL OF FINANCING SOURCES AND FINANCING USES  
FISCAL YEAR 2013-2014**

**SERVICES**    **MAINTENANCE DISTRICTS**  
**DISTRICT NAME**    **MOKELUMNE ACRE LGHT & WTR MAIN**  
**FUND**    **23701**

DETAIL BY REVENUE CATEGORY AND EXPENDITURE OBJECT	2011-2012 ACTUAL	2012-2013 ACTUAL	2013-2014 RECOMMENDED	2013-2014 ADOPTED BY BOARD OF SUPERVISORS
<b>REVENUES</b>				
TAXES	10,444	10,387	10,513	10,513
REVENUE FROM USE OF MONEY AND PROPERTY	2,454	1,776	1,884	1,884
INTERGOVERNMENTAL REVENUES-STATE	137	131	135	135
MISCELLANEOUS REVENUES	1,717	15	50	50
CHARGES FOR SERVICES	290,011	292,871	289,934	289,934
TRANSFERS IN	161,634	121,718		
<b>TOTAL REVENUES</b>	<b>466,396</b>	<b>426,897</b>	<b>302,516</b>	<b>302,516</b>
<b>EXPENDITURES/APPROPRIATIONS</b>				
SERVICES AND SUPPLIES	217,687	205,009	268,288	268,288
OTHER CHARGES			100	100
CAPITAL ASSETS-EQUIPMENT	121,840	1,405	128,000	128,000
TRANSFERS OUT	161,634	121,718		
<b>TOTAL EXPENDITURES/APPROPRIATIONS</b>	<b>501,161</b>	<b>328,132</b>	<b>396,388</b>	<b>396,388</b>
<b>NET COST</b>	<b>34,765</b>	<b>(98,766)</b>	<b>93,872</b>	<b>93,872</b>

**COUNTY OF SAN JOAQUIN**  
**SCHEDULE 15**  
**SPECIAL DISTRICTS AND OTHER AGENCIES**  
**DETAIL OF FINANCING SOURCES AND FINANCING USES**  
**FISCAL YEAR 2013-2014**

**SERVICES**    **MAINTENANCE DISTRICTS**  
**DISTRICT NAME**    **MORADA ACRES WATER MAINTENANCE**  
**FUND**    **23801**

DETAIL BY REVENUE CATEGORY AND EXPENDITURE OBJECT	2011-2012 ACTUAL	2012-2013 ACTUAL	2013-2014 RECOMMENDED	2013-2014 ADOPTED BY BOARD OF SUPERVISORS
<b>REVENUES</b>				
TAXES	1,998	2,039	2,020	2,020
REVENUE FROM USE OF MONEY AND PROPERTY	256	170	171	171
INTERGOVERNMENTAL REVENUES-STATE	26	26	25	25
CHARGES FOR SERVICES	23,360	23,360	23,360	23,360
TRANSFERS IN	33,020	25		
<b>TOTAL REVENUES</b>	<b>58,660</b>	<b>25,620</b>	<b>25,576</b>	<b>25,576</b>
<b>EXPENDITURES/APPROPRIATIONS</b>				
SERVICES AND SUPPLIES	29,864	9,236	26,304	26,304
OTHER CHARGES	6,740	7,631	8,000	8,000
CAPITAL ASSETS-EQUIPMENT			56,700	56,700
TRANSFERS OUT	25,000	25		
<b>TOTAL EXPENDITURES/APPROPRIATIONS</b>	<b>61,604</b>	<b>16,892</b>	<b>91,004</b>	<b>91,004</b>
<b>NET COST</b>	<b>2,944</b>	<b>(8,728)</b>	<b>65,428</b>	<b>65,428</b>

**COUNTY OF SAN JOAQUIN**  
**SCHEDULE 15**  
**SPECIAL DISTRICTS AND OTHER AGENCIES**  
**DETAIL OF FINANCING SOURCES AND FINANCING USES**  
**FISCAL YEAR 2013-2014**

**SERVICES**    **MAINTENANCE DISTRICTS**  
**DISTRICT NAME**    **MORADA ESTATES WATER MAINT**  
**FUND**    **23901**

DETAIL BY REVENUE CATEGORY AND EXPENDITURE OBJECT	2011-2012 ACTUAL	2012-2013 ACTUAL	2013-2014 RECOMMENDED	2013-2014 ADOPTED BY BOARD OF SUPERVISORS
<b>REVENUES</b>				
TAXES	6,469	6,566	6,512	6,512
REVENUE FROM USE OF MONEY AND PROPERTY	1,136	814	889	889
INTERGOVERNMENTAL REVENUES-STATE	84	82	81	81
MISCELLANEOUS REVENUES		18	18	18
CHARGES FOR SERVICES	101,656	101,656	101,676	101,676
TRANSFERS IN	46,155	38		
<b>TOTAL REVENUES</b>	<b>155,500</b>	<b>109,174</b>	<b>109,176</b>	<b>109,176</b>
<b>EXPENDITURES/APPROPRIATIONS</b>				
SERVICES AND SUPPLIES	94,747	45,616	79,409	79,409
OTHER CHARGES	9,852	34,272	37,000	37,000
CAPITAL ASSETS-EQUIPMENT			190,000	190,000
TRANSFERS OUT	38,135	38		
<b>TOTAL EXPENDITURES/APPROPRIATIONS</b>	<b>142,735</b>	<b>79,926</b>	<b>306,409</b>	<b>306,409</b>
<b>NET COST</b>	<b>(12,765)</b>	<b>(29,247)</b>	<b>197,233</b>	<b>197,233</b>

**COUNTY OF SAN JOAQUIN  
SCHEDULE 15  
SPECIAL DISTRICTS AND OTHER AGENCIES  
DETAIL OF FINANCING SOURCES AND FINANCING USES  
FISCAL YEAR 2013-2014**

**SERVICES**    **MAINTENANCE DISTRICTS**  
**DISTRICT NAME**    **MORADA MANOR WATER MAINTENANCE**  
**FUND**    **24001**

DETAIL BY REVENUE CATEGORY AND EXPENDITURE OBJECT	2011-2012 ACTUAL	2012-2013 ACTUAL	2013-2014 RECOMMENDED	2013-2014 ADOPTED BY BOARD OF SUPERVISORS
<b>REVENUES</b>				
TAXES	6,585	6,779	6,628	6,628
REVENUE FROM USE OF MONEY AND PROPERTY	254	170	164	164
INTERGOVERNMENTAL REVENUES-STATE	86	85	83	83
CHARGES FOR SERVICES	16,422	16,422	16,422	16,422
TRANSFERS IN	41,278	34	-	-
<b>TOTAL REVENUES</b>	<b>64,625</b>	<b>23,490</b>	<b>23,297</b>	<b>23,297</b>
<b>EXPENDITURES/APPROPRIATIONS</b>				
SERVICES AND SUPPLIES	27,683	17,445	23,999	23,999
OTHER CHARGES	3,075	7,472	5,500	5,500
CAPITAL ASSETS-EQUIPMENT			64,900	64,900
TRANSFERS OUT	33,258	34	-	-
<b>TOTAL EXPENDITURES/APPROPRIATIONS</b>	<b>64,017</b>	<b>24,951</b>	<b>94,399</b>	<b>94,399</b>
<b>NET COST</b>	<b>(608)</b>	<b>1,461</b>	<b>71,102</b>	<b>71,102</b>

**COUNTY OF SAN JOAQUIN**  
**SCHEDULE 15**  
**SPECIAL DISTRICTS AND OTHER AGENCIES**  
**DETAIL OF FINANCING SOURCES AND FINANCING USES**  
**FISCAL YEAR 2013-2014**

**SERVICES**    **MAINTENANCE DISTRICTS**  
**DISTRICT NAME**    **PACIFIC GARDENS SANITARY**  
**FUND**    **24201**

DETAIL BY REVENUE CATEGORY AND EXPENDITURE OBJECT	2011-2012 ACTUAL	2012-2013 ACTUAL	2013-2014 RECOMMENDED	2013-2014 ADOPTED BY BOARD OF SUPERVISORS
<b>REVENUES</b>				
TAXES	59,103	57,308	59,501	59,501
REVENUE FROM USE OF MONEY AND PROPERTY	4,159	2,741	3,010	3,010
INTERGOVERNMENTAL REVENUES-STATE	765	711	738	738
CHARGES FOR SERVICES	1,232,697	1,428,579	1,658,424	1,658,424
TRANSFERS IN	522,098	540		
<b>TOTAL REVENUES</b>	<b>1,818,822</b>	<b>1,489,879</b>	<b>1,721,673</b>	<b>1,721,673</b>
<b>EXPENDITURES/APPROPRIATIONS</b>				
SERVICES AND SUPPLIES	1,491,418	1,611,868	1,561,920	1,561,920
CAPITAL ASSETS-EQUIPMENT			496,000	496,000
TRANSFERS OUT	522,098	540		
<b>TOTAL EXPENDITURES/APPROPRIATIONS</b>	<b>2,013,516</b>	<b>1,612,408</b>	<b>2,057,920</b>	<b>2,057,920</b>
<b>NET COST</b>	<b>194,694</b>	<b>122,529</b>	<b>336,247</b>	<b>336,247</b>

**COUNTY OF SAN JOAQUIN  
SCHEDULE 15  
SPECIAL DISTRICTS AND OTHER AGENCIES  
DETAIL OF FINANCING SOURCES AND FINANCING USES  
FISCAL YEAR 2013-2014**

SERVICES MAINTENANCE DISTRICTS  
DISTRICT NAME PACIFIC GARDENS SANITARY-GEN R  
FUND 24212

DETAIL BY REVENUE CATEGORY AND EXPENDITURE OBJECT	2011-2012 ACTUAL	2012-2013 ACTUAL	2013-2014 RECOMMENDED	2013-2014 ADOPTED BY BOARD OF SUPERVISORS
<b>REVENUES</b>				
REVENUE FROM USE OF MONEY AND PROPERTY	2,343	1,653		
<b>TOTAL REVENUES</b>	<b>2,343</b>	<b>1,653</b>	-	-
<b>EXPENDITURES/APPROPRIATIONS</b>				
<b>TOTAL EXPENDITURES/APPROPRIATIONS</b>	-	-	-	-
<b>NET COST</b>	<b>(2,343)</b>	<b>(1,653)</b>	-	-

**COUNTY OF SAN JOAQUIN  
SCHEDULE 15  
SPECIAL DISTRICTS AND OTHER AGENCIES  
DETAIL OF FINANCING SOURCES AND FINANCING USES  
FISCAL YEAR 2013-2014**

**SERVICES**    **MAINTENANCE DISTRICTS**  
**DISTRICT NAME**    **RANCHO SAN JOAQUIN LIGHT WTR**  
**FUND**    **24301**

DETAIL BY REVENUE CATEGORY AND EXPENDITURE OBJECT	2011-2012 ACTUAL	2012-2013 ACTUAL	2013-2014 RECOMMENDED	2013-2014 ADOPTED BY BOARD OF SUPERVISORS
<b>REVENUES</b>				
TAXES	7,021	7,087	7,071	7,071
REVENUE FROM USE OF MONEY AND PROPERTY	394	315	379	379
INTERGOVERNMENTAL REVENUES-STATE	91	88	90	90
CHARGES FOR SERVICES	71,708	71,708	71,708	71,708
TRANSFERS IN	20,258	20		
<b>TOTAL REVENUES</b>	<b>99,472</b>	<b>79,219</b>	<b>79,248</b>	<b>79,248</b>
<b>EXPENDITURES/APPROPRIATIONS</b>				
SERVICES AND SUPPLIES	43,589	44,366	60,424	60,424
OTHER CHARGES	12,369	13,900	14,000	14,000
TRANSFERS OUT	20,258	20		
<b>TOTAL EXPENDITURES/APPROPRIATIONS</b>	<b>76,217</b>	<b>58,286</b>	<b>149,424</b>	<b>149,424</b>
<b>NET COST</b>	<b>(23,256)</b>	<b>(20,933)</b>	<b>70,176</b>	<b>70,176</b>

**COUNTY OF SAN JOAQUIN**  
**SCHEDULE 15**  
**SPECIAL DISTRICTS AND OTHER AGENCIES**  
**DETAIL OF FINANCING SOURCES AND FINANCING USES**  
**FISCAL YEAR 2013-2014**

**SERVICES**    **MAINTENANCE DISTRICTS**  
**DISTRICT NAME**    **RAYMUS VILL LIGHT WTR & SEWER**  
**FUND**    **24401**

DETAIL BY REVENUE CATEGORY AND EXPENDITURE OBJECT	2011-2012 ACTUAL	2012-2013 ACTUAL	2013-2014 RECOMMENDED	2013-2014 ADOPTED BY BOARD OF SUPERVISORS
<b>REVENUES</b>				
TAXES	50,311	49,440	50,685	50,685
REVENUE FROM USE OF MONEY AND PROPERTY	496	815	1,247	1,247
INTERGOVERNMENTAL REVENUES-STATE	632	594	610	610
CHARGES FOR SERVICES	339,129	414,515	424,243	424,243
TRANSFERS IN	272,623	282		
<b>TOTAL REVENUES</b>	<b>663,191</b>	<b>465,646</b>	<b>476,786</b>	<b>476,786</b>
<b>EXPENDITURES/APPROPRIATIONS</b>				
SERVICES AND SUPPLIES	344,201	367,631	415,632	415,632
OTHER CHARGES	2	8	26	26
CAPITAL ASSETS-EQUIPMENT			215,000	215,000
<b>TOTAL EXPENDITURES/APPROPRIATIONS</b>	<b>344,203</b>	<b>367,639</b>	<b>630,658</b>	<b>630,658</b>
<b>NET COST</b>	<b>(318,988)</b>	<b>(98,007)</b>	<b>153,872</b>	<b>153,872</b>

**COUNTY OF SAN JOAQUIN  
SCHEDULE 15  
SPECIAL DISTRICTS AND OTHER AGENCIES  
DETAIL OF FINANCING SOURCES AND FINANCING USES  
FISCAL YEAR 2013-2014**

**SERVICES**    **MAINTENANCE DISTRICTS**  
**DISTRICT NAME**    **RIVIERA CLIFFS LIGHT & WATER M**  
**FUND**    **24501**

DETAIL BY REVENUE CATEGORY AND EXPENDITURE OBJECT	2011-2012 ACTUAL	2012-2013 ACTUAL	2013-2014 RECOMMENDED	2013-2014 ADOPTED BY BOARD OF SUPERVISORS
<b>REVENUES</b>				
REVENUE FROM USE OF MONEY AND PROPERTY	16	15	22	22
CHARGES FOR SERVICES	6,037	6,639	7,304	7,304
<b>TOTAL REVENUES</b>	<b>6,053</b>	<b>6,654</b>	<b>7,325</b>	<b>7,325</b>
<b>EXPENDITURES/APPROPRIATIONS</b>				
SERVICES AND SUPPLIES	4,296	4,254	6,957	6,957
<b>TOTAL EXPENDITURES/APPROPRIATIONS</b>	<b>4,296</b>	<b>4,254</b>	<b>6,957</b>	<b>6,957</b>
<b>NET COST</b>	<b>(1,757)</b>	<b>(2,400)</b>	<b>(368)</b>	<b>(368)</b>

**COUNTY OF SAN JOAQUIN  
SCHEDULE 15  
SPECIAL DISTRICTS AND OTHER AGENCIES  
DETAIL OF FINANCING SOURCES AND FINANCING USES  
FISCAL YEAR 2013-2014**

SERVICES MAINTENANCE DISTRICTS  
DISTRICT NAME SHADED TERRACE WATER MAINTENAN  
FUND 24601

DETAIL BY REVENUE CATEGORY AND EXPENDITURE OBJECT	2011-2012 ACTUAL	2012-2013 ACTUAL	2013-2014 RECOMMENDED	2013-2014 ADOPTED BY BOARD OF SUPERVISORS
<b>REVENUES</b>				
TAXES	3,116	3,172	3,135	3,135
REVENUE FROM USE OF MONEY AND PROPERTY	816	623	625	625
INTERGOVERNMENTAL REVENUES-STATE	41	40	39	39
CHARGES FOR SERVICES	30,438	30,438	30,438	30,438
TRANSFERS IN	44,080	36		
<b>TOTAL REVENUES</b>	<b>78,492</b>	<b>34,309</b>	<b>34,238</b>	<b>34,238</b>
<b>EXPENDITURES/APPROPRIATIONS</b>				
SERVICES AND SUPPLIES	26,323	22,146	32,929	32,929
OTHER CHARGES	12,766	14,947	24,000	24,000
CAPITAL ASSETS-EQUIPMENT			200,000	200,000
<b>TOTAL EXPENDITURES/APPROPRIATIONS</b>	<b>39,089</b>	<b>37,093</b>	<b>256,929</b>	<b>256,929</b>
<b>NET COST</b>	<b>(39,402)</b>	<b>2,784</b>	<b>222,691</b>	<b>222,691</b>

**COUNTY OF SAN JOAQUIN  
SCHEDULE 15  
SPECIAL DISTRICTS AND OTHER AGENCIES  
DETAIL OF FINANCING SOURCES AND FINANCING USES  
FISCAL YEAR 2013-2014**

**SERVICES**    **MAINTENANCE DISTRICTS**  
**DISTRICT NAME**    **SHADED TERRACE WATER MNT-DEBT**  
**FUND**    **24661**

DETAIL BY REVENUE CATEGORY AND EXPENDITURE OBJECT	2011-2012 ACTUAL	2012-2013 ACTUAL	2013-2014 RECOMMENDED	2013-2014 ADOPTED BY BOARD OF SUPERVISORS
<b>REVENUES</b>				
REVENUE FROM USE OF MONEY AND PROPERTY	139	95	99	99
CHARGES FOR SERVICES	18,220	18,220	18,220	18,220
<b>TOTAL REVENUES</b>	<b>18,359</b>	<b>18,315</b>	<b>18,319</b>	<b>18,319</b>
<b>EXPENDITURES/APPROPRIATIONS</b>				
SERVICES AND SUPPLIES	320	315	350	350
OTHER FINANCING USES	17,633	17,428	18,223	18,223
<b>TOTAL EXPENDITURES/APPROPRIATIONS</b>	<b>17,953</b>	<b>17,743</b>	<b>18,573</b>	<b>18,573</b>
<b>NET COST</b>	<b>(406)</b>	<b>(572)</b>	<b>254</b>	<b>254</b>

**COUNTY OF SAN JOAQUIN  
SCHEDULE 15  
SPECIAL DISTRICTS AND OTHER AGENCIES  
DETAIL OF FINANCING SOURCES AND FINANCING USES  
FISCAL YEAR 2013-2014**

**SERVICES**    **MAINTENANCE DISTRICTS**  
**DISTRICT NAME**    **SPRING CRK EST LGHT & WTR MAIN**  
**FUND**    **24701**

DETAIL BY REVENUE CATEGORY AND EXPENDITURE OBJECT	2011-2012 ACTUAL	2012-2013 ACTUAL	2013-2014 RECOMMENDED	2013-2014 ADOPTED BY BOARD OF SUPERVISORS
<b>REVENUES</b>				
TAXES	4,665	4,445	4,703	4,703
REVENUE FROM USE OF MONEY AND PROPERTY	654	441	480	480
INTERGOVERNMENTAL REVENUES-STATE	61	55	60	60
CHARGES FOR SERVICES	23,436	23,436	23,436	23,436
TRANSFERS IN		42,100		
<b>TOTAL REVENUES</b>	<b>28,816</b>	<b>70,477</b>	<b>28,679</b>	<b>28,679</b>
<b>EXPENDITURES/APPROPRIATIONS</b>				
SERVICES AND SUPPLIES	32,269	25,812	29,277	29,277
OTHER CHARGES			3	3
CAPITAL ASSETS-EQUIPMENT			183,900	183,900
TRANSFERS OUT		42,100		
<b>TOTAL EXPENDITURES/APPROPRIATIONS</b>	<b>32,269</b>	<b>67,912</b>	<b>213,180</b>	<b>213,180</b>
<b>NET COST</b>	<b>3,453</b>	<b>(2,565)</b>	<b>184,501</b>	<b>184,501</b>

**COUNTY OF SAN JOAQUIN  
SCHEDULE 15  
SPECIAL DISTRICTS AND OTHER AGENCIES  
DETAIL OF FINANCING SOURCES AND FINANCING USES  
FISCAL YEAR 2013-2014**

**SERVICES**    **MAINTENANCE DISTRICTS**  
**DISTRICT NAME**    **SUMMER HOME EST LIGHT N DRAIN**  
**FUND**    **24801**

DETAIL BY REVENUE CATEGORY AND EXPENDITURE OBJECT	2011-2012 ACTUAL	2012-2013 ACTUAL	2013-2014 RECOMMENDED	2013-2014 ADOPTED BY BOARD OF SUPERVISORS
<b>REVENUES</b>				
TAXES	885	953	902	902
REVENUE FROM USE OF MONEY AND PROPERTY	68	48	49	49
INTERGOVERNMENTAL REVENUES-STATE	12	12	12	12
CHARGES FOR SERVICES	513	513	513	513
TRANSFERS IN	7,291	6		
<b>TOTAL REVENUES</b>	<b>8,769</b>	<b>1,532</b>	<b>1,476</b>	<b>1,476</b>
<b>EXPENDITURES/APPROPRIATIONS</b>				
SERVICES AND SUPPLIES	1,453	2,839	3,776	3,776
CAPITAL ASSETS-EQUIPMENT			5,000	5,000
TRANSFERS OUT	7,291	6		
<b>TOTAL EXPENDITURES/APPROPRIATIONS</b>	<b>8,744</b>	<b>2,845</b>	<b>8,776</b>	<b>8,776</b>
<b>NET COST</b>	<b>(25)</b>	<b>1,313</b>	<b>7,300</b>	<b>7,300</b>

**COUNTY OF SAN JOAQUIN  
SCHEDULE 15  
SPECIAL DISTRICTS AND OTHER AGENCIES  
DETAIL OF FINANCING SOURCES AND FINANCING USES  
FISCAL YEAR 2013-2014**

**SERVICES**    **MAINTENANCE DISTRICTS**  
**DISTRICT NAME**    **SUNNYSIDE LIGHTING & WTR MAINT**  
**FUND**    **24901**

DETAIL BY REVENUE CATEGORY AND EXPENDITURE OBJECT	2011-2012 ACTUAL	2012-2013 ACTUAL	2013-2014 RECOMMENDED	2013-2014 ADOPTED BY BOARD OF SUPERVISORS
<b>REVENUES</b>				
TAXES	2,366	2,254	2,397	2,397
REVENUE FROM USE OF MONEY AND PROPERTY	240	133	45	45
INTERGOVERNMENTAL REVENUES-STATE	31	28	45	45
CHARGES FOR SERVICES	19,971	19,971	19,971	19,971
TRANSFERS IN	1,055			
<b>TOTAL REVENUES</b>	<b>23,663</b>	<b>22,386</b>	<b>22,458</b>	<b>22,458</b>
<b>EXPENDITURES/APPROPRIATIONS</b>				
SERVICES AND SUPPLIES	28,822	30,401	37,173	37,173
OTHER CHARGES	2	8	5	5
CAPITAL ASSETS-EQUIPMENT	10,778		19,900	19,900
TRANSFERS OUT	1,055			
<b>TOTAL EXPENDITURES/APPROPRIATIONS</b>	<b>40,657</b>	<b>30,409</b>	<b>57,078</b>	<b>57,078</b>
<b>NET COST</b>	<b>16,994</b>	<b>8,023</b>	<b>34,620</b>	<b>34,620</b>

**COUNTY OF SAN JOAQUIN  
SCHEDULE 15  
SPECIAL DISTRICTS AND OTHER AGENCIES  
DETAIL OF FINANCING SOURCES AND FINANCING USES  
FISCAL YEAR 2013-2014**

**SERVICES**    **MAINTENANCE DISTRICTS**  
**DISTRICT NAME**    **SUNNYSIDE LGHT & WTR-DBT SVC 1**  
**FUND**    **24961**

DETAIL BY REVENUE CATEGORY AND EXPENDITURE OBJECT	2011-2012 ACTUAL	2012-2013 ACTUAL	2013-2014 RECOMMENDED	2013-2014 ADOPTED BY BOARD OF SUPERVISORS
<b>REVENUES</b>				
REVENUE FROM USE OF MONEY AND PROPERTY	36	23	25	25
CHARGES FOR SERVICES	5,439	5,439	5,439	5,439
<b>TOTAL REVENUES</b>	<b>5,475</b>	<b>5,462</b>	<b>5,464</b>	<b>5,464</b>
<b>EXPENDITURES/APPROPRIATIONS</b>				
SERVICES AND SUPPLIES	192	187	212	212
OTHER FINANCING USES	5,420	5,452	5,480	5,480
<b>TOTAL EXPENDITURES/APPROPRIATIONS</b>	<b>5,612</b>	<b>5,639</b>	<b>5,692</b>	<b>5,692</b>
<b>NET COST</b>	<b>137</b>	<b>177</b>	<b>228</b>	<b>228</b>

**COUNTY OF SAN JOAQUIN  
SCHEDULE 15  
SPECIAL DISTRICTS AND OTHER AGENCIES  
DETAIL OF FINANCING SOURCES AND FINANCING USES  
FISCAL YEAR 2013-2014**

**SERVICES**    **MAINTENANCE DISTRICTS**  
**DISTRICT NAME**    **WALNUT ACRES MAINTENANCE**  
**FUND**    **25001**

DETAIL BY REVENUE CATEGORY AND EXPENDITURE OBJECT	2011-2012 ACTUAL	2012-2013 ACTUAL	2013-2014 RECOMMENDED	2013-2014 ADOPTED BY BOARD OF SUPERVISORS
<b>REVENUES</b>				
REVENUE FROM USE OF MONEY AND PROPERTY	274	199	162	162
MISCELLANEOUS REVENUES	20	31		
CHARGES FOR SERVICES	36,576	36,576	36,576	36,576
TRANSFERS IN	59,828	23		
<b>TOTAL REVENUES</b>	<b>96,698</b>	<b>36,829</b>	<b>36,738</b>	<b>36,738</b>
<b>EXPENDITURES/APPROPRIATIONS</b>				
SERVICES AND SUPPLIES	25,120	26,405	35,099	35,099
OTHER CHARGES	13,383	15,110	13,000	13,000
CAPITAL ASSETS-EQUIPMENT			13,600	13,600
TRANSFERS OUT	23,099	36,752		
<b>TOTAL EXPENDITURES/APPROPRIATIONS</b>	<b>61,602</b>	<b>78,267</b>	<b>61,699</b>	<b>61,699</b>
<b>NET COST</b>	<b>(35,096)</b>	<b>41,438</b>	<b>24,961</b>	<b>24,961</b>

**COUNTY OF SAN JOAQUIN  
SCHEDULE 15  
SPECIAL DISTRICTS AND OTHER AGENCIES  
DETAIL OF FINANCING SOURCES AND FINANCING USES  
FISCAL YEAR 2013-2014**

**SERVICES**    **MAINTENANCE DISTRICTS**  
**DISTRICT NAME**    **WILKINSON MANOR WATER MAINT**  
**FUND**    **25101**

DETAIL BY REVENUE CATEGORY AND EXPENDITURE OBJECT	2011-2012 ACTUAL	2012-2013 ACTUAL	2013-2014 RECOMMENDED	2013-2014 ADOPTED BY BOARD OF SUPERVISORS
<b>REVENUES</b>				
TAXES	5,594	5,624	5,729	5,729
REVENUE FROM USE OF MONEY AND PROPERTY	497	487	293	293
INTERGOVERNMENTAL REVENUES-STATE	148,678	70	70	70
CHARGES FOR SERVICES	125,671	130,124	136,388	136,388
TRANSFERS IN	8,020	139,291		
<b>TOTAL REVENUES</b>	<b>288,461</b>	<b>275,597</b>	<b>142,479</b>	<b>142,479</b>
<b>EXPENDITURES/APPROPRIATIONS</b>				
SERVICES AND SUPPLIES	121,056	87,769	146,940	146,940
OTHER CHARGES	57,572	59,287	70,000	70,000
CAPITAL ASSETS-EQUIPMENT	135,301		70,300	70,300
COST REIMBURSEMENTS		84,958	(32,120)	(32,120)
TRANSFERS OUT	72,182	139,254		
<b>TOTAL EXPENDITURES/APPROPRIATIONS</b>	<b>386,111</b>	<b>371,268</b>	<b>255,120</b>	<b>255,120</b>
<b>NET COST</b>	<b>97,650</b>	<b>95,671</b>	<b>112,640</b>	<b>112,640</b>

**COUNTY OF SAN JOAQUIN  
SCHEDULE 15  
SPECIAL DISTRICTS AND OTHER AGENCIES  
DETAIL OF FINANCING SOURCES AND FINANCING USES  
FISCAL YEAR 2013-2014**

**SERVICES**    **MAINTENANCE DISTRICTS**  
**DISTRICT NAME**    **WILKINSON MANOR WTR MAINT-ZONE**  
**FUND**    **25131**

DETAIL BY REVENUE CATEGORY AND EXPENDITURE OBJECT	2011-2012 ACTUAL	2012-2013 ACTUAL	2013-2014 RECOMMENDED	2013-2014 ADOPTED BY BOARD OF SUPERVISORS
<b>REVENUES</b>				
TAXES	3,371	3,434	3,408	3,408
REVENUE FROM USE OF MONEY AND PROPERTY	383	215	165	165
INTERGOVERNMENTAL REVENUES-STATE	44	43	40	40
CHARGES FOR SERVICES	33,706	33,706	33,706	33,706
TRANSFERS IN	8,020	36,729		
<b>TOTAL REVENUES</b>	<b>45,525</b>	<b>74,127</b>	<b>37,319</b>	<b>37,319</b>
<b>EXPENDITURES/APPROPRIATIONS</b>				
SERVICES AND SUPPLIES	53,125	16,696	61,801	61,801
OTHER CHARGES	5,761	12,503	12,000	12,000
CAPITAL ASSETS-EQUIPMENT			71,856	71,856
TRANSFERS OUT	36,729	37		
<b>TOTAL EXPENDITURES/APPROPRIATIONS</b>	<b>95,615</b>	<b>29,236</b>	<b>145,657</b>	<b>145,657</b>
<b>NET COST</b>	<b>50,091</b>	<b>(44,891)</b>	<b>108,338</b>	<b>108,338</b>

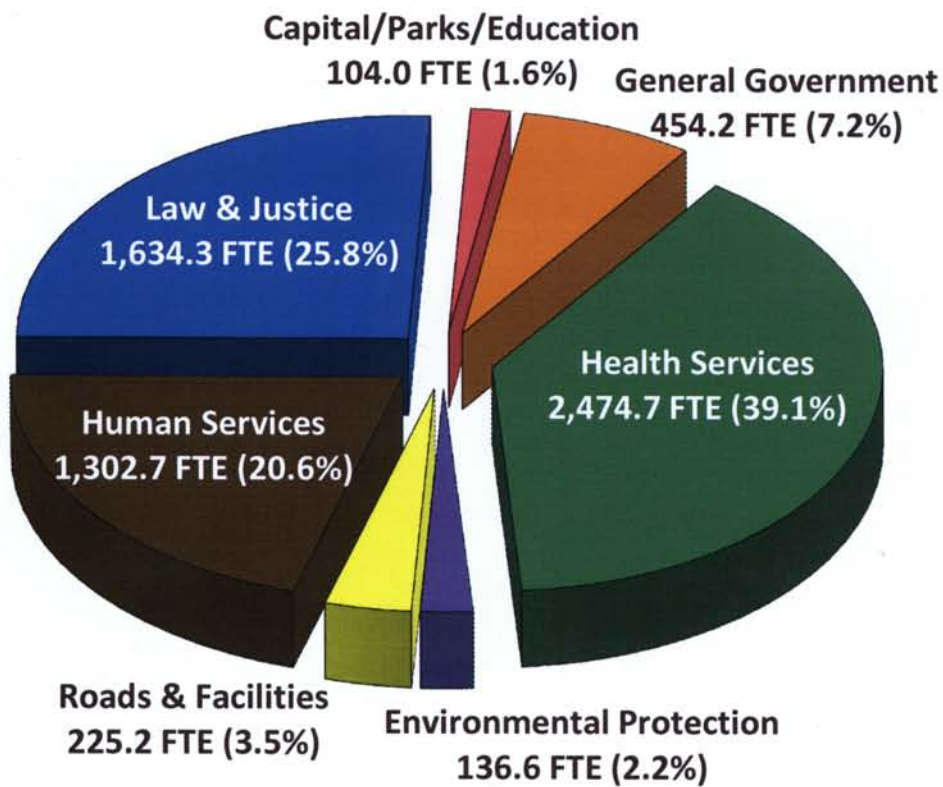
**COUNTY OF SAN JOAQUIN  
SCHEDULE 15  
SPECIAL DISTRICTS AND OTHER AGENCIES  
DETAIL OF FINANCING SOURCES AND FINANCING USES  
FISCAL YEAR 2013-2014**

SERVICES MAINTENANCE DISTRICTS  
DISTRICT NAME SAN JOAQUIN WATER NO 2  
FUND 21501

DETAIL BY REVENUE CATEGORY AND EXPENDITURE OBJECT	2011-2012 ACTUAL	2012-2013 ACTUAL	2013-2014 RECOMMENDED	2013-2014 ADOPTED BY BOARD OF SUPERVISORS
<b>REVENUES</b>				
TAXES	1,934	1,929	1,949	1,949
REVENUE FROM USE OF MONEY AND PROPERTY	10	14	57	57
INTERGOVERNMENTAL REVENUES-STATE	24	23	24	24
CHARGES FOR SERVICES	79,199	89,773	95,940	95,940
<b>TOTAL REVENUES</b>	<b>81,167</b>	<b>91,739</b>	<b>97,970</b>	<b>97,970</b>
<b>EXPENDITURES/APPROPRIATIONS</b>				
SERVICES AND SUPPLIES	59,123	63,661	65,764	65,764
OTHER CHARGES			1,400	1,400
CAPITAL ASSETS-EQUIPMENT			29,800	29,800
COST REIMBURSEMENTS	80		80	80
<b>TOTAL EXPENDITURES/APPROPRIATIONS</b>	<b>59,203</b>	<b>63,661</b>	<b>97,044</b>	<b>97,044</b>
<b>NET COST</b>	<b>(21,964)</b>	<b>(28,078)</b>	<b>(926)</b>	<b>(926)</b>

# Position Budget Detail

## 2013-2014 Staffing by Program



**Total: 6,331.7 Full-Time Equivalent Positions**

**COUNTY OF SAN JOAQUIN**

**POSITION BUDGET DETAIL  
FISCAL YEAR 2013-2014**

JOB CODE	POSITION TITLE	-----BIWEEKLY SALARY-----					ALLOCATED JUNE 2013	RECOMMENDED 2013-2014	ADOPTED 2013-2014	REPRESENTATION UNIT
		STEP 1	STEP 2	STEP 3	STEP 4	STEP 5				
<b>Budget Unit - 1010100000 Board of Supervisors</b>										
OB1291	Chairman Board of Supervisors	-	-	-	-	\$4,070	1	1	1	Exempt
OB1290	Board of Supervisors	-	-	-	-	\$3,634	4	4	4	Exempt
EB1220	Clerk of the Board	\$2,826	\$2,968	\$3,117	\$3,273	\$3,437	1	1	1	Senior Management
EB4295	Board of Supv Legislative Asst	-	-	\$2,430	\$2,552	\$2,679	5	5	5	Confidential
EB1221	Chief Deputy Clerk of the Board	\$1,849	\$1,942	\$2,039	\$2,142	\$2,248	1	1	1	Confidential
EB4292	Board Secretary	\$1,606	\$1,686	\$1,770	\$1,858	\$1,951	1	1	1	Confidential
- EB4201	Deputy Clerk of the Board II	\$1,435	\$1,506	\$1,582	\$1,661	\$1,744	1	1	1	Confidential
- EB4202	Deputy Clerk of the Board I	\$1,347	\$1,414	\$1,485	\$1,559	\$1,637				Confidential
EO6112	Senior Office Assistant-Exempt	\$1,265	\$1,328	\$1,394	\$1,464	\$1,537	1	1	1	Confidential
							<b>15</b>	<b>15</b>	<b>15</b>	
							<b>15</b>	<b>15</b>	<b>15</b>	
<b>Budget Unit - 1010200000 County Administrator</b>										
HB1100	Administrator-County	\$8,193	\$8,602	\$9,033	\$9,485	\$9,959	1	1	1	Executive
HB1120	Asst County Administrator	\$6,419	\$6,740	\$7,077	\$7,431	\$7,802	1	1	1	Executive
EB2200	Chief Deputy County Administrator	\$4,790	\$5,030	\$5,282	\$5,545	\$5,822	1	1	1	Senior Management
- RM0261	Sr Deputy County Administrator	\$3,699	\$3,885	\$4,079	\$4,283	\$4,497	2	2	2	Confidential
- RM0260	Deputy County Administrator	\$3,164	\$3,322	\$3,489	\$3,663	\$3,846	1	1	1	Confidential
- RM0228	Management Analyst III	\$3,013	\$3,164	\$3,322	\$3,489	\$3,663	2	3 *	3 *	Confidential
- RB6105	Management Analyst II	\$2,442	\$2,564	\$2,692	\$2,826	\$2,968				Confidential
- RB6104	Management Analyst I	\$1,813	\$1,904	\$1,999	\$2,099	\$2,205				Confidential
- RB6502	Administrative Assistant II	\$2,120	\$2,226	\$2,338	\$2,454	\$2,577	1	1	1	Confidential
- RB6501	Administrative Assistant I	\$1,849	\$1,942	\$2,039	\$2,142	\$2,248				Confidential
- RO2011	Management Secretary II	\$1,606	\$1,686	\$1,770	\$1,858	\$1,951	1	1	1	Confidential
- RO2010	Management Secretary I	\$1,367	\$1,435	\$1,506	\$1,582	\$1,661		1 *	1 *	Confidential

379

**COUNTY OF SAN JOAQUIN**

**POSITION BUDGET DETAIL  
FISCAL YEAR 2013-2014**

JOB CODE	POSITION TITLE	-----BIWEEKLY SALARY-----					ALLOCATED JUNE 2013	RECOMMENDED 2013-2014	ADOPTED 2013-2014	REPRESENTATION UNIT
		STEP 1	STEP 2	STEP 3	STEP 4	STEP 5				
<b>ALLOCATED TOTAL</b>						<b>10</b>	<b>12 *</b>	<b>12 *</b>		
<b>POSITION TOTAL</b>						<b>10</b>	<b>12 *</b>	<b>12 *</b>		
<b>Budget Unit - 1010800000 Auditor-Controller</b>										
OB1190	Auditor/Controller	-	-	-	-	\$5,908	1	1	1	Exempt
EB2190	Assistant Auditor-Controller	\$3,809	\$3,999	\$4,199	\$4,409	\$4,630	1	1	1	Senior Management
RM0200	Chief Deputy Auditor-Controller	\$3,355	\$3,523	\$3,699	\$3,885	\$4,079	2	2	2	Middle Management
RB4400	County Payroll Manager	\$2,430	\$2,552	\$2,679	\$2,813	\$2,954	1	1	1	Confidential
- RB4103	Deputy Auditor-Controller III	\$2,430	\$2,552	\$2,679	\$2,813	\$2,954	7	7	7	Professional
- RB4102	Deputy Auditor-Controller II	\$2,152	\$2,259	\$2,372	\$2,490	\$2,615				Professional
- RB4101	Deputy Auditor-Controller I	\$1,813	\$1,904	\$1,999	\$2,099	\$2,205				Professional
RO3022	Accounting Technician II	\$1,735	\$1,822	\$1,913	\$2,009	\$2,110	1	1	1	Confidential
RO3012	Accounting Technician II	\$1,735	\$1,822	\$1,913	\$2,009	\$2,110	2	2	2	Office & Office Technical
RO3021	Accounting Technician I	\$1,499	\$1,574	\$1,653	\$1,735	\$1,822	2	2	2	Confidential
RO3011	Accounting Technician I	\$1,499	\$1,574	\$1,653	\$1,735	\$1,822	2	2	2	Office & Office Technical
- RO6110	Senior Office Assistant	\$1,265	\$1,328	\$1,394	\$1,464	\$1,537	5	5	5	Office & Office Technical
- RO6105	Office Assistant	\$1,205	\$1,265	\$1,328	\$1,394	\$1,464	1	1	1	Office & Office Technical
<b>ALLOCATED TOTAL</b>						<b>25</b>	<b>25</b>	<b>25</b>		
<b>POSITION TOTAL</b>						<b>25</b>	<b>25</b>	<b>25</b>		
<b>Budget Unit - 1010900000 Information Systems Division</b>										
HI1400	Information Systems Director	\$5,282	\$5,545	\$5,822	\$6,114	\$6,419	1	1	1	Executive
EI2400	Information Systems Asst Director	\$4,387	\$4,606	\$4,837	\$5,078	\$5,332	1	1	1	Senior Management
RI1010	Information Systems Manager	\$3,790	\$3,979	\$4,178	\$4,387	\$4,606	3	3	3	Confidential
RI1510	Info Systems Analyst V-Sec Off	\$3,506	\$3,681	\$3,866	\$4,059	\$4,262	1	1	1	Professional
RI1505	Information Systems Analyst V	\$3,506	\$3,681	\$3,866	\$4,059	\$4,262	2	2	2	Confidential
RI1005	Information Systems Analyst V	\$3,506	\$3,681	\$3,866	\$4,059	\$4,262	4	5 *	5 *	Professional

380

COUNTY OF SAN JOAQUIN

POSITION BUDGET DETAIL  
FISCAL YEAR 2013-2014

JOB CODE	POSITION TITLE	-----BIWEEKLY SALARY-----					ALLOCATED JUNE 2013	RECOMMENDED 2013-2014	ADOPTED 2013-2014	REPRESENTATION UNIT
		STEP 1	STEP 2	STEP 3	STEP 4	STEP 5				
- RI1004	Information Systems Analyst IV	\$3,226	\$3,388	\$3,558	\$3,735	\$3,922	16	17 *	17 *	Professional
- RI1003	Information Systems Analyst III	\$2,954	\$3,102	\$3,258	\$3,421	\$3,592	18	18	18	Professional
- RI1002	Information Systems Analyst II	\$2,590	\$2,719	\$2,854	\$2,998	\$3,148	4	4	4	Professional
- RI1001	Information Systems Analyst I	\$2,110	\$2,215	\$2,326	\$2,442	\$2,564	7	9 *	9 *	Professional
RI1020	Info Systems Ops Shift Supervisor	\$2,384	\$2,503	\$2,628	\$2,759	\$2,898	1	1	1	Supervisors Unit
RI1203	Dept Applications Analyst III	\$2,954	\$3,102	\$3,258	\$3,421	\$3,592		1 *	1 *	Professional
RI1102	Dept Info Systems Analyst II	\$2,590	\$2,719	\$2,854	\$2,998	\$3,148		2 *	2 *	Professional
RI1402	Dept Info Systems Tech II	\$1,645	\$1,727	\$1,813	\$1,904	\$1,999		1 *	1 *	ParaProfessional & Tech
RB6002	Administrative Assistant II	\$2,120	\$2,226	\$2,338	\$2,454	\$2,577	1	1	1	ParaProfessional & Tech
- RO6110	Senior Office Assistant	\$1,265	\$1,328	\$1,394	\$1,464	\$1,537				Office & Office Technical
- RO6105	Office Assistant	\$1,205	\$1,265	\$1,328	\$1,394	\$1,464	1	1	1	Office & Office Technical
<b>ALLOCATED TOTAL</b>							<b>60</b>	<b>68 *</b>	<b>68 *</b>	
<b>POSITION TOTAL</b>							<b>60</b>	<b>68 *</b>	<b>68 *</b>	
<b>Budget Unit - 1011000000 Treasurer-Tax Collector</b>										
OB1690	Treasurer-Tax Collector	-	-	-	-	\$5,850	1	1	1	Exempt
EB2690	Asst Treasurer-Tax Collector	\$3,790	\$3,979	\$4,178	\$4,387	\$4,606	1	1	1	Senior Management
EB2691	Chief Deputy Treasurer	\$3,226	\$3,388	\$3,558	\$3,735	\$3,922	1	1	1	Senior Management
RI1103	Dept Info Systems Analyst III	\$2,954	\$3,102	\$3,258	\$3,421	\$3,592	1	1	1	Professional
- RB4003	Accountant III	\$2,314	\$2,430	\$2,552	\$2,679	\$2,813	1	1	1	ParaProfessional & Tech
- RB4002	Accountant II	\$2,049	\$2,152	\$2,259	\$2,372	\$2,490				ParaProfessional & Tech
- RB4001	Accountant I	\$1,744	\$1,830	\$1,922	\$2,019	\$2,120				ParaProfessional & Tech
RO3012	Accounting Technician II	\$1,735	\$1,822	\$1,913	\$2,009	\$2,110	6	6	6	Office & Office Technical
RB2010	Tax Collection Specialist	\$1,710	\$1,796	\$1,886	\$1,980	\$2,079	1	1	1	Office & Office Technical
RO3011	Accounting Technician I	\$1,499	\$1,574	\$1,653	\$1,735	\$1,822	2	2	2	Office & Office Technical
RO2050	Administrative Secretary	\$1,499	\$1,574	\$1,653	\$1,735	\$1,822	1	1	1	Office & Office Technical
RO6115	Office Assistant Specialist	\$1,328	\$1,394	\$1,464	\$1,537	\$1,614	1	1	1	Office & Office Technical

**COUNTY OF SAN JOAQUIN**

**POSITION BUDGET DETAIL  
FISCAL YEAR 2013-2014**

JOB CODE	POSITION TITLE	-----BIWEEKLY SALARY-----					ALLOCATED JUNE 2013	RECOMMENDED 2013-2014	ADOPTED 2013-2014	REPRESENTATION UNIT
		STEP 1	STEP 2	STEP 3	STEP 4	STEP 5				
- RO6110	Senior Office Assistant	\$1,265	\$1,328	\$1,394	\$1,464	\$1,537	4	4	4	Office & Office Technical
- RO6105	Office Assistant	\$1,205	\$1,265	\$1,328	\$1,394	\$1,464	6	6	6	Office & Office Technical
<b>ALLOCATED TOTAL</b>						<b>26</b>	<b>26</b>	<b>26</b>		
<b>POSITION TOTAL</b>						<b>26</b>	<b>26</b>	<b>26</b>		
<b>Budget Unit - 1011100000 Assessor</b>										
OB1490	Assessor/Recorder/County Clerk	-	-	-	-	\$6,295	1	1	1	Exempt
EB2491	Asst Assessor/Recrdr/County Clerk	\$4,059	\$4,262	\$4,475	\$4,698	\$4,934	1	1	1	Senior Management
RI1011	Dept Info Systems Manager	\$3,574	\$3,754	\$3,942	\$4,138	\$4,346	1 *			* Middle Management
RB4306	Principal Appraiser	\$3,471	\$3,645	\$3,827	\$4,019	\$4,220	2	3 *	3 *	Middle Management
RI1203	Dept Applications Analyst III	\$2,954	\$3,102	\$3,258	\$3,421	\$3,592	1	*	*	Professional
- RI1102	Dept Info Systems Analyst II	\$2,590	\$2,719	\$2,854	\$2,998	\$3,148	1	*	*	Professional
- RI1101	Dept Info Systems Analyst I	\$2,110	\$2,215	\$2,326	\$2,442	\$2,564				Professional
RB4305	Appraiser IV	\$2,732	\$2,869	\$3,013	\$3,164	\$3,322	1	1	1	Supervisors Unit
RB4304	Appraiser IV	\$2,732	\$2,869	\$3,013	\$3,164	\$3,322	4	4	4	Supervisors Unit
RB4204	Auditor-Appraiser IV	\$2,732	\$2,869	\$3,013	\$3,164	\$3,322	2	1 *	1 *	Supervisors Unit
- RB4303	Appraiser III	\$2,314	\$2,430	\$2,552	\$2,679	\$2,813	14	13 *	13 *	ParaProfessional & Tech
- RB4302	Appraiser II	\$2,029	\$2,130	\$2,238	\$2,349	\$2,466	5	5	5	ParaProfessional & Tech
- RB4301	Appraiser I	\$1,670	\$1,753	\$1,840	\$1,932	\$2,029	2	2	2	ParaProfessional & Tech
- RB4203	Auditor-Appraiser III	\$2,314	\$2,430	\$2,552	\$2,679	\$2,813	7	7	7	ParaProfessional & Tech
- RB4202	Auditor-Appraiser II	\$2,029	\$2,130	\$2,238	\$2,349	\$2,466	2	2	2	ParaProfessional & Tech
- RB4201	Auditor-Appraiser I	\$1,694	\$1,778	\$1,867	\$1,961	\$2,059				ParaProfessional & Tech
RE0204	Chief Cadastral Technician	\$1,932	\$2,029	\$2,130	\$2,238	\$2,349	1	1	1	Supervisors Unit
RE0203	Senior Cadastral Technician	\$1,804	\$1,894	\$1,990	\$2,090	\$2,194	1	1	1	ParaProfessional & Tech
- RE0202	Cadastral Technician II	\$1,622	\$1,702	\$1,787	\$1,876	\$1,970	4	4	4	ParaProfessional & Tech
- RE0201	Cadastral Technician I	\$1,450	\$1,522	\$1,598	\$1,678	\$1,761				ParaProfessional & Tech
RB6001	Administrative Assistant I	\$1,849	\$1,942	\$2,039	\$2,142	\$2,248	1	1	1	ParaProfessional & Tech

382

**COUNTY OF SAN JOAQUIN**

**POSITION BUDGET DETAIL  
FISCAL YEAR 2013-2014**

JOB CODE	POSITION TITLE	-----BIWEEKLY SALARY-----					ALLOCATED JUNE 2013	RECOMMENDED 2013-2014	ADOPTED 2013-2014	REPRESENTATION UNIT
		STEP 1	STEP 2	STEP 3	STEP 4	STEP 5				
- RI1402	Dept Info Systems Tech II	\$1,645	\$1,727	\$1,813	\$1,904	\$1,999	1	*	*	ParaProfessional & Tech
- RI1401	Dept Info Systems Tech I	\$1,492	\$1,567	\$1,645	\$1,727	\$1,813				ParaProfessional & Tech
RO4452	Property Technician II	\$1,522	\$1,598	\$1,678	\$1,761	\$1,849	2	2	2	Office & Office Technical
- RO4423	Transfer Technician III	\$1,499	\$1,574	\$1,653	\$1,735	\$1,822	4	4	4	Office & Office Technical
- RO4422	Transfer Technician II	\$1,435	\$1,506	\$1,582	\$1,661	\$1,744	3	3	3	Office & Office Technical
- RO4421	Transfer Technician I	\$1,387	\$1,457	\$1,530	\$1,606	\$1,686				Office & Office Technical
RO4451	Property Technician I	\$1,450	\$1,522	\$1,598	\$1,678	\$1,761	10	10	10	Office & Office Technical
RO2000	Office Secretary	\$1,401	\$1,470	\$1,544	\$1,622	\$1,702	1	1	1	Office & Office Technical
RO1000	Office Supervisor	\$1,401	\$1,470	\$1,544	\$1,622	\$1,702	1	1	1	Supervisors Unit
- RO6110	Senior Office Assistant	\$1,265	\$1,328	\$1,394	\$1,464	\$1,537	12	12	12	Office & Office Technical
- RO6105	Office Assistant	\$1,205	\$1,265	\$1,328	\$1,394	\$1,464	2	2	2	Office & Office Technical
<b>ALLOCATED TOTAL</b>						<b>87</b>	<b>82 *</b>	<b>82 *</b>		
<b>Temporary (FTE)</b>						<b>0.1</b>	<b>0.1</b>	<b>0.1</b>		
<b>POSITION TOTAL</b>						<b>87.1</b>	<b>82.1 *</b>	<b>82.1 *</b>		
<b>Budget Unit - 1011200000 Purchasing &amp; Support Services</b>										
HB1950	Director of Purch & Support Services	\$4,098	\$4,304	\$4,518	\$4,745	\$4,982	1	1	1	Executive
EB1960	Deputy Director Purch & Supp Srv	\$3,210	\$3,371	\$3,540	\$3,718	\$3,903	1	1	1	Senior Management
RB0520	Contracts Administrator	\$2,142	\$2,248	\$2,361	\$2,478	\$2,602	1	1	1	Professional
RB0510	Deputy Purchasing Agent	\$2,039	\$2,142	\$2,248	\$2,361	\$2,478	4	5 *	5 *	Professional
RB0710	Records Supervisor	\$1,858	\$1,951	\$2,049	\$2,152	\$2,259	1	1	1	Supervisors Unit
RO3012	Accounting Technician II	\$1,735	\$1,822	\$1,913	\$2,009	\$2,110	1	1	1	Office & Office Technical
RB0500	Purchasing Assistant	\$1,678	\$1,761	\$1,849	\$1,942	\$2,039	1	1	1	ParaProfessional & Tech
RB0701	Records Management Technician I	\$1,422	\$1,492	\$1,567	\$1,645	\$1,727	2	2	2	ParaProfessional & Tech
RO1000	Office Supervisor	\$1,401	\$1,470	\$1,544	\$1,622	\$1,702	1	1	1	Supervisors Unit
RO5502	Lead Mail Clerk	\$1,394	\$1,464	\$1,537	\$1,614	\$1,694	1	1	1	Office & Office Technical
RO7202	Offset Equipment Operator II	\$1,374	\$1,442	\$1,514	\$1,590	\$1,670	1	1	1	Trades Labor & Institutnl

**COUNTY OF SAN JOAQUIN**

**POSITION BUDGET DETAIL  
FISCAL YEAR 2013-2014**

JOB CODE	POSITION TITLE	-----BIWEEKLY SALARY-----					ALLOCATED JUNE 2013	RECOMMENDED 2013-2014	ADOPTED 2013-2014	REPRESENTATION UNIT
		STEP 1	STEP 2	STEP 3	STEP 4	STEP 5				
RO6115	Office Assistant Specialist	\$1,328	\$1,394	\$1,464	\$1,537	\$1,614	1	1	1	Office & Office Technical
RO7201	Offset Equipment Operator I	\$1,205	\$1,265	\$1,328	\$1,394	\$1,464	2	2	2	Trades Labor & Institutnl
RO5501	Mail Clerk	\$1,130	\$1,187	\$1,246	\$1,308	\$1,374	3	3	3	Office & Office Technical
<b>ALLOCATED TOTAL</b>							<b>21</b>	<b>22 *</b>	<b>22 *</b>	
<b>Temporary (FTE)</b>							<b>4</b>	<b>3.8 *</b>	<b>3.8 *</b>	
<b>POSITION TOTAL</b>							<b>25</b>	<b>25.8 *</b>	<b>25.8 *</b>	
<b>Budget Unit - 1011600000 Office of Revenue &amp; Recovery</b>										
RO3012	Accounting Technician II	\$1,735	\$1,822	\$1,913	\$2,009	\$2,110	1	1	1	Office & Office Technical
RO1100	Collections Supervisor	\$1,710	\$1,796	\$1,886	\$1,980	\$2,079	2	2	2	Supervisors Unit
- RO4603	Senior Collections Clerk	\$1,582	\$1,661	\$1,744	\$1,830	\$1,922	12	12	12	Office & Office Technical
- RO4602	Collections Clerk II	\$1,506	\$1,582	\$1,661	\$1,744	\$1,830				Office & Office Technical
- RO4601	Collections Clerk I	\$1,289	\$1,354	\$1,422	\$1,492	\$1,567				Office & Office Technical
RO3011	Accounting Technician I	\$1,499	\$1,574	\$1,653	\$1,735	\$1,822	2	2	2	Office & Office Technical
RO6115	Office Assistant Specialist	\$1,328	\$1,394	\$1,464	\$1,537	\$1,614	4	4	4	Office & Office Technical
- RO6110	Senior Office Assistant	\$1,265	\$1,328	\$1,394	\$1,464	\$1,537	2	2	2	Office & Office Technical
- RO6105	Office Assistant	\$1,205	\$1,265	\$1,328	\$1,394	\$1,464	3	3	3	Office & Office Technical
<b>ALLOCATED TOTAL</b>							<b>26</b>	<b>26</b>	<b>26</b>	
<b>Temporary (FTE)</b>							<b>2</b>	<b>0.5 *</b>	<b>0.5 *</b>	
<b>POSITION TOTAL</b>							<b>28</b>	<b>26.5</b>	<b>26.5 *</b>	
<b>Budget Unit - 1011800000 County Counsel</b>										
HL1100	County Counsel	\$7,802	\$8,193	\$8,602	\$9,033	\$9,485	1	1	1	Executive
HL1110	Assistant County Counsel	\$6,114	\$6,419	\$6,740	\$7,077	\$7,431	1	1	1	Executive
EL2100	Chief Deputy County Counsel	\$5,054	\$5,306	\$5,572	\$5,850	\$6,142	1	1	1	Senior Management
- RL2074	Litigation Counsel IV	\$4,562	\$4,790	\$5,030	\$5,282	\$5,545	1	1	1	Confidential
- RL2073	Litigation Counsel III	\$3,942	\$4,138	\$4,346	\$4,562	\$4,790				Confidential

COUNTY OF SAN JOAQUIN

POSITION BUDGET DETAIL  
FISCAL YEAR 2013-2014

JOB CODE	POSITION TITLE	-----BIWEEKLY SALARY-----					ALLOCATED JUNE 2013	RECOMMENDED 2013-2014	ADOPTED 2013-2014	REPRESENTATION UNIT
		STEP 1	STEP 2	STEP 3	STEP 4	STEP 5				
- RL2072	Litigation Counsel II	\$3,148	\$3,306	\$3,471	\$3,645	\$3,827				Confidential
- RL2071	Litigation Counsel I	\$2,590	\$2,719	\$2,854	\$2,998	\$3,148				Confidential
- RL2054	Deputy County Counsel IV	\$4,562	\$4,790	\$5,030	\$5,282	\$5,545	8	8	8	Confidential
- RL2053	Deputy County Counsel III	\$3,942	\$4,138	\$4,346	\$4,562	\$4,790				Confidential
- RL2052	Deputy County Counsel II	\$3,148	\$3,306	\$3,471	\$3,645	\$3,827				Confidential
- RL2051	Deputy County Counsel I	\$2,590	\$2,719	\$2,854	\$2,998	\$3,148		1 *	1 *	Confidential
RO2061	Executive Secretary	\$1,735	\$1,822	\$1,913	\$2,009	\$2,110	1	1	1	Confidential
RL0105	Paralegal II	\$1,735	\$1,822	\$1,913	\$2,009	\$2,110	1	1	1	Confidential
- RL0402	Legal Technician II	\$1,450	\$1,522	\$1,598	\$1,678	\$1,761	2	2	2	Confidential
- RL0401	Legal Technician I	\$1,374	\$1,442	\$1,514	\$1,590	\$1,670				Confidential
- RO6111	Senior Office Assistant	\$1,265	\$1,328	\$1,394	\$1,464	\$1,537				Confidential
- RO6106	Office Assistant	\$1,205	\$1,265	\$1,328	\$1,394	\$1,464	2	2	2	Confidential
<b>ALLOCATED TOTAL</b>						<b>18</b>	<b>19 *</b>	<b>19 *</b>		
<b>POSITION TOTAL</b>						<b>18</b>	<b>19 *</b>	<b>19 *</b>		

**Budget Unit - 1012400000 Human Resources**

HB1600	Director of Human Resources	\$5,030	\$5,282	\$5,545	\$5,822	\$6,114	1	1	1	Executive
EB2600	Deputy Dir of Human	\$3,942	\$4,138	\$4,346	\$4,562	\$4,790	1	1	1	Senior Management
RM0252	County Safety & Risk Manager	\$3,164	\$3,322	\$3,489	\$3,663	\$3,846	1	1	1	Confidential
RM0251	EEO Program Manager	\$3,195	\$3,355	\$3,523	\$3,699	\$3,885		1 *	1 *	Confidential
RM0250	Employee Benefits Manager	\$3,164	\$3,322	\$3,489	\$3,663	\$3,846	1	1	1	Confidential
RB5403	Sr Employee Relations Rep	\$3,164	\$3,322	\$3,489	\$3,663	\$3,846	1	1	1	Confidential
RB5110	Principal Personnel Analyst	\$3,164	\$3,322	\$3,489	\$3,663	\$3,846	3	3	3	Confidential
RM0228	Management Analyst III	\$3,013	\$3,164	\$3,322	\$3,489	\$3,663	2	2	2	Confidential
RB5200	Staff Development Coordinator	\$3,013	\$3,164	\$3,322	\$3,489	\$3,663	1	1	1	Confidential
RB5310	Safety Officer	\$3,013	\$3,164	\$3,322	\$3,489	\$3,663	1	1	1	Confidential
RB5304	Disability Mgmt Coordinator	\$3,013	\$3,164	\$3,322	\$3,489	\$3,663	1	1	1	Confidential

**COUNTY OF SAN JOAQUIN**

**POSITION BUDGET DETAIL**

**FISCAL YEAR 2013-2014**

JOB CODE	POSITION TITLE	-----BIWEEKLY SALARY-----					ALLOCATED JUNE 2013	RECOMMENDED 2013-2014	ADOPTED 2013-2014	REPRESENTATION UNIT
		STEP 1	STEP 2	STEP 3	STEP 4	STEP 5				
- RB5103	Personnel Analyst III	\$3,013	\$3,164	\$3,322	\$3,489	\$3,663				Confidential
- RB5102	Personnel Analyst II	\$2,442	\$2,564	\$2,692	\$2,826	\$2,968	9	10 *	10 *	Confidential
- RB5101	Personnel Analyst I	\$1,813	\$1,904	\$1,999	\$2,099	\$2,205				Confidential
- RB5402	Employee Relations Rep II	\$2,654	\$2,786	\$2,926	\$3,072	\$3,226	1	1	1	Confidential
- RB5401	Employee Relations Rep I	\$2,259	\$2,372	\$2,490	\$2,615	\$2,746				Confidential
- RB5302	Disability Mgmt Specialist II	\$2,442	\$2,564	\$2,692	\$2,826	\$2,968	1	1	1	Confidential
- RB5301	Disability Mgmt Specialist I	\$1,813	\$1,904	\$1,999	\$2,099	\$2,205				Confidential
- RB5602	EEO Analyst II	\$2,442	\$2,564	\$2,692	\$2,826	\$2,968	1	1	1	Confidential
- RB5601	EEO Analyst I	\$1,813	\$1,904	\$1,999	\$2,099	\$2,205				Confidential
RB5103	Personnel Technician	\$3,013	\$3,164	\$3,322	\$3,489	\$3,663	1	1	1	Confidential
RB5005	Position Control Coordinator	\$2,120	\$2,226	\$2,338	\$2,454	\$2,577	1	1	1	Confidential
RB5001	Position Control Technician	\$1,735	\$1,822	\$1,913	\$2,009	\$2,110	2	2	2	Confidential
- RO2011	Management Secretary II	\$1,606	\$1,686	\$1,770	\$1,858	\$1,951	1	1	1	Confidential
- RO2010	Management Secretary I	\$1,367	\$1,435	\$1,506	\$1,582	\$1,661				Confidential
RO6701	Office Technician Coordinator	\$1,401	\$1,470	\$1,544	\$1,622	\$1,702	1	1	1	Confidential
RO6116	Office Assistant Specialist	\$1,328	\$1,394	\$1,464	\$1,537	\$1,614	4	4	4	Confidential
- RO6111	Senior Office Assistant	\$1,265	\$1,328	\$1,394	\$1,464	\$1,537	8	8	8	Confidential
- RO6106	Office Assistant	\$1,205	\$1,265	\$1,328	\$1,394	\$1,464				Confidential
<b>ALLOCATED TOTAL</b>						<b>43</b>	<b>45 *</b>	<b>45 *</b>		
<b>Temporary (FTE)</b>							<b>0.7 *</b>	<b>0.7 *</b>		
<b>POSITION TOTAL</b>						<b>43</b>	<b>45.7 *</b>	<b>45.7 *</b>		
<b>Budget Unit - 1013000000 Registrar of Voters</b>										
HB1500	Registrar of Voters	\$3,574	\$3,754	\$3,942	\$4,138	\$4,346	1	1	1	Executive
RB6512	Management Analyst II	\$2,442	\$2,564	\$2,692	\$2,826	\$2,968	1	1	1	ParaProfessional & Tech
RO4720	Elections Technician Supv	\$1,630	\$1,710	\$1,796	\$1,886	\$1,980	4	4	4	Supervisors Unit
RC2012	Storekeeper II	\$1,606	\$1,686	\$1,770	\$1,858	\$1,951	1	1	1	Supervisors Unit

**COUNTY OF SAN JOAQUIN**

**POSITION BUDGET DETAIL  
FISCAL YEAR 2013-2014**

JOB CODE	POSITION TITLE	-----BIWEEKLY SALARY-----					ALLOCATED JUNE 2013	RECOMMENDED 2013-2014	ADOPTED 2013-2014	REPRESENTATION UNIT
		STEP 1	STEP 2	STEP 3	STEP 4	STEP 5				
RO6700	Office Technician/Coordinator	\$1,401	\$1,470	\$1,544	\$1,622	\$1,702	1	1	1	Office & Office Technical
RO4715	Elections Specialist	\$1,401	\$1,470	\$1,544	\$1,622	\$1,702	1	1	1	Office & Office Technical
RO4711	Elections Technician	\$1,265	\$1,328	\$1,394	\$1,464	\$1,537	7	7	7	Office & Office Technical
<b>ALLOCATED TOTAL</b>							<b>16</b>	<b>16</b>	<b>16</b>	
<b>Temporary (FTE)</b>							<b>13.4</b>	<b>14.1</b>	<b>14.1</b>	<b>*</b>
<b>POSITION TOTAL</b>							<b>29.4</b>	<b>30.1</b>	<b>30.1</b>	<b>*</b>
 <b>Budget Unit - 1014200000 Facilities Management</b>										
HC1200	Director of General Services	\$4,698	\$4,934	\$5,180	\$5,438	\$5,710	1	1	1	Executive
EC2200	Asst Dir of Facilities Mgmt	\$3,322	\$3,489	\$3,663	\$3,846	\$4,039	1	1	1	Senior Management
RM0345	Dist Maint & Construction Sup	\$2,926	\$3,072	\$3,226	\$3,388	\$3,558	2	2	2	Middle Management
RE1420	Energy Manager	\$2,706	\$2,841	\$2,983	\$3,133	\$3,290	1	1	1	Middle Management
EB3201	Property Manager	\$2,248	\$2,361	\$2,478	\$2,602	\$2,732	1	1	1	Middle Management
RC4001	Office Building Engineer	\$2,079	\$2,183	\$2,293	\$2,407	\$2,527	5	5	5	Trades Labor & Institutnl
RC0410	Electrician	\$2,070	\$2,173	\$2,282	\$2,395	\$2,515	4	4	4	Trades Labor & Institutnl
RC0404	Crafts Worker IV	\$2,039	\$2,142	\$2,248	\$2,361	\$2,478	4	4	4	Supervisors Unit
RC0403	Crafts Worker III	\$1,904	\$1,999	\$2,099	\$2,205	\$2,314	17	17	17	Trades Labor & Institutnl
- RC0402	Crafts Worker II	\$1,492	\$1,567	\$1,645	\$1,727	\$1,813	3	3	3	Trades Labor & Institutnl
- RC0401	Crafts Worker I	\$1,354	\$1,422	\$1,492	\$1,567	\$1,645				Trades Labor & Institutnl
RO3012	Accounting Technician II	\$1,735	\$1,822	\$1,913	\$2,009	\$2,110	1	1	1	Office & Office Technical
RO2050	Administrative Secretary	\$1,499	\$1,574	\$1,653	\$1,735	\$1,822	1	1	1	Office & Office Technical
RO6700	Office Technician/Coordinator	\$1,401	\$1,470	\$1,544	\$1,622	\$1,702	1	1	1	Office & Office Technical
<b>ALLOCATED TOTAL</b>							<b>42</b>	<b>42</b>	<b>42</b>	
<b>Temporary (FTE)</b>							<b>0.8</b>	<b>1.4</b>	<b>1.4</b>	<b>*</b>
<b>POSITION TOTAL</b>							<b>42.8</b>	<b>43.4</b>	<b>43.4</b>	<b>*</b>

**COUNTY OF SAN JOAQUIN**

**POSITION BUDGET DETAIL  
FISCAL YEAR 2013-2014**

JOB CODE	POSITION TITLE	-----BIWEEKLY SALARY-----					ALLOCATED JUNE 2013	RECOMMENDED 2013-2014	ADOPTED 2013-2014	REPRESENTATION UNIT
		STEP 1	STEP 2	STEP 3	STEP 4	STEP 5				
<b>Budget Unit - 1014300000 Capital Projects</b>										
EC2201	Facilities & Construction Planner	\$3,179	\$3,338	\$3,506	\$3,681	\$3,866	1	1	1	Senior Management
- RM0226	Management Analyst III	\$2,983	\$3,133	\$3,290	\$3,454	\$3,627	1	1	1	Middle Management
- RB6512	Management Analyst II	\$2,442	\$2,564	\$2,692	\$2,826	\$2,968				ParaProfessional & Tech
- RB6511	Management Analyst I	\$1,813	\$1,904	\$1,999	\$2,099	\$2,205				ParaProfessional & Tech
RE0111	Engineering Assistant I	\$1,894	\$1,990	\$2,090	\$2,194	\$2,303	1	1	1	ParaProfessional & Tech
RE0101	Senior Engineering Aide	\$1,702	\$1,787	\$1,876	\$1,970	\$2,070	1	1	1	ParaProfessional & Tech
	<b>ALLOCATED TOTAL</b>						<b>4</b>	<b>4</b>	<b>4</b>	
	<b>Temporary (FTE)</b>						<b>1.5</b>	<b>1.5</b>	<b>1.5</b>	
	<b>POSITION TOTAL</b>						<b>5.5</b>	<b>5.5</b>	<b>5.5</b>	
<b>Budget Unit - 1016000000 Surveyor</b>										
RE3002	Assistant County Surveyor	\$3,471	\$3,645	\$3,827	\$4,019	\$4,220	1	1	1	Middle Management
RE0111	Engineering Assistant I	\$1,894	\$1,990	\$2,090	\$2,194	\$2,303	1	1	1	ParaProfessional & Tech
	<b>ALLOCATED TOTAL</b>						<b>2</b>	<b>2</b>	<b>2</b>	
	<b>POSITION TOTAL</b>						<b>2</b>	<b>2</b>	<b>2</b>	
<b>Budget Unit - 2020200000 District Attorney</b>										
OL1390	District Attorney	-	-	-	-	\$7,578	1	1	1	Exempt
EL2390	Assistant District Attorney	\$5,386	\$5,654	\$5,937	\$6,234	\$6,546	1	1	1	Senior Management
EL2391	Chief Deputy District Atty	\$5,030	\$5,282	\$5,545	\$5,822	\$6,114	3	3	3	Senior Management
- RL2014	Deputy District Attorney IV	\$4,518	\$4,745	\$4,982	\$5,230	\$5,492	59	59	59	Attorney Bargaining Unit
- RL2013	Deputy District Attorney III	\$3,903	\$4,098	\$4,304	\$4,518	\$4,745	4	4	4	Attorney Bargaining Unit
- RL2012	Deputy District Attorney II	\$3,117	\$3,273	\$3,437	\$3,609	\$3,790				Attorney Bargaining Unit
- RL2011	Deputy District Attorney I	\$2,564	\$2,692	\$2,826	\$2,968	\$3,117		2 *	5 *	
EL2392	Chief Dist Atty Investigator	\$4,039	\$4,241	\$4,453	\$4,675	\$4,910	1	1	1	Senior Management
RL3023	DA Investigator III	\$3,242	\$3,404	\$3,574	\$3,754	\$3,942	1	1	1	Sheriffs Mngmnt

**COUNTY OF SAN JOAQUIN**

**POSITION BUDGET DETAIL  
FISCAL YEAR 2013-2014**

JOB CODE	POSITION TITLE	-----BIWEEKLY SALARY-----					ALLOCATED JUNE 2013	RECOMMENDED 2013-2014	ADOPTED 2013-2014	REPRESENTATION UNIT
		STEP 1	STEP 2	STEP 3	STEP 4	STEP 5				
- RL3022	DA Investigator II	\$2,940	\$3,087	\$3,242	\$3,404	\$3,574	11	11	11	Peace Officers Misc
- RL3021	DA Investigator I	\$2,666	\$2,799	\$2,940	\$3,087	\$3,242		2 *	4 *	
- RL3000	DA Investigator Trainee	\$2,130	\$2,238	\$2,349	\$2,466	\$2,590				Peace Officers Misc
RM0225	Management Services Admin	\$3,164	\$3,322	\$3,489	\$3,663	\$3,846	1	1	1	Confidential
RM0226	Management Analyst III	\$2,983	\$3,133	\$3,290	\$3,454	\$3,627	1	1	1	Middle Management
RI1104	Dept Info Systems Analyst IV	\$3,226	\$3,388	\$3,558	\$3,735	\$3,922	1	1	1	Professional
- RI1102	Dept Info Systems Analyst II	\$2,590	\$2,719	\$2,854	\$2,998	\$3,148	1	1	1	Professional
- RI1101	Dept Info Systems Analyst I	\$2,110	\$2,215	\$2,326	\$2,442	\$2,564				Professional
RS0220	Family Crimes Coordinator	\$2,384	\$2,503	\$2,628	\$2,759	\$2,898	1	1	1	Supervisors Unit
RB6002	Administrative Assistant II	\$2,120	\$2,226	\$2,338	\$2,454	\$2,577	1	1	1	ParaProfessional & Tech
- RL3012	DA Investigative Assistant II	\$1,761	\$1,849	\$1,942	\$2,039	\$2,142	4	4	4	Safety Invstgtv & Custdl
- RL3011	DA Investigative Assistant I	\$1,478	\$1,552	\$1,630	\$1,710	\$1,796				Safety Invstgtv & Custdl
RO3012	Accounting Technician II	\$1,735	\$1,822	\$1,913	\$2,009	\$2,110	2	2	2	Office & Office Technical
- RL0102	Paralegal II	\$1,735	\$1,822	\$1,913	\$2,009	\$2,110	4	4	4	ParaProfessional & Tech
- RL0101	Paralegal I	\$1,522	\$1,598	\$1,678	\$1,761	\$1,849	1	1	1	ParaProfessional & Tech
- RL0302	Legal Technician II	\$1,450	\$1,522	\$1,598	\$1,678	\$1,761	21	21	21	Office & Office Technical
- RL0301	Legal Technician I	\$1,374	\$1,442	\$1,514	\$1,590	\$1,670	10	13 *	13 *	Office & Office Technical
- RO6110	Senior Office Assistant	\$1,265	\$1,328	\$1,394	\$1,464	\$1,537	5	2 *	2 *	Office & Office Technical
- RO6105	Office Assistant	\$1,205	\$1,265	\$1,328	\$1,394	\$1,464				Office & Office Technical
RC2001	Stock Clerk II	\$1,258	\$1,321	\$1,387	\$1,457	\$1,530	1	1	1	Trades Labor & Institutnl
<b>ALLOCATED TOTAL</b>						<b>135</b>	<b>139 *</b>	<b>144 *</b>		
<b>Temporary (FTE)</b>						<b>4.7</b>	<b>4.9 *</b>	<b>4.9 *</b>		
<b>POSITION TOTAL</b>						<b>139.7</b>	<b>143.9 *</b>	<b>148.9 *</b>		
<b>Budget Unit - 2020205000 D A - Victim Assistance</b>										
RS6025	Victim Claims Supervisor	\$1,686	\$1,770	\$1,858	\$1,951	\$2,049	1	1	1	Supervisors Unit
RO6023	Victim Claims Specialist III	\$1,544	\$1,622	\$1,702	\$1,787	\$1,876	1	1	1	ParaProfessional & Tech

**COUNTY OF SAN JOAQUIN**

**POSITION BUDGET DETAIL  
FISCAL YEAR 2013-2014**

JOB CODE	POSITION TITLE	-----BIWEEKLY SALARY-----					ALLOCATED JUNE 2013	RECOMMENDED 2013-2014	ADOPTED 2013-2014	REPRESENTATION UNIT
		STEP 1	STEP 2	STEP 3	STEP 4	STEP 5				
- RO6022	Victim Claims Specialist II	\$1,470	\$1,544	\$1,622	\$1,702	\$1,787	4	4	4	ParaProfessional & Tech
- RO6021	Victim Claims Specialist I	\$1,302	\$1,367	\$1,435	\$1,506	\$1,582	1	1	1	ParaProfessional & Tech
- RO6110	Senior Office Assistant	\$1,265	\$1,328	\$1,394	\$1,464	\$1,537	1	1	1	Office & Office Technical
- RO6105	Office Assistant	\$1,205	\$1,265	\$1,328	\$1,394	\$1,464				Office & Office Technical
							<b>8</b>	<b>8</b>	<b>8</b>	
							<b>8</b>	<b>8</b>	<b>8</b>	
<b>Budget Unit - 2020206000 D A - Consumer Fraud-Prop 64</b>										
- RL2014	Deputy District Attorney IV	\$4,518	\$4,745	\$4,982	\$5,230	\$5,492	5	5	5	Attorney Bargaining Unit
- RL2013	Deputy District Attorney III	\$3,903	\$4,098	\$4,304	\$4,518	\$4,745				Attorney Bargaining Unit
- RL2012	Deputy District Attorney II	\$3,117	\$3,273	\$3,437	\$3,609	\$3,790				Attorney Bargaining Unit
- RL2011	Deputy District Attorney I	\$2,564	\$2,692	\$2,826	\$2,968	\$3,117				Attorney Bargaining Unit
- RL3022	DA Investigator II	\$2,940	\$3,087	\$3,242	\$3,404	\$3,574	1	1	1	Peace Officers Misc
- RL3021	DA Investigator I	\$2,666	\$2,799	\$2,940	\$3,087	\$3,242				Peace Officers Misc
- RL3000	DA Investigator Trainee	\$2,130	\$2,238	\$2,349	\$2,466	\$2,590				Peace Officers Misc
RL3012	DA Investigative Assistant II	\$1,761	\$1,849	\$1,942	\$2,039	\$2,142	1	1	1	Safety Invstgtv & Custdl
- RL0102	Paralegal II	\$1,735	\$1,822	\$1,913	\$2,009	\$2,110	3	3	3	ParaProfessional & Tech
- RL0101	Paralegal I	\$1,522	\$1,598	\$1,678	\$1,761	\$1,849	1	1	1	ParaProfessional & Tech
RL0302	Legal Technician II	\$1,450	\$1,522	\$1,598	\$1,678	\$1,761	1	1	1	Office & Office Technical
							<b>12</b>	<b>12</b>	<b>12</b>	
							<b>2.3</b>	<b>1.5 *</b>	<b>1.5 *</b>	
							<b>14.3</b>	<b>13.5 *</b>	<b>13.5 *</b>	
<b>Budget Unit - 2020900000 D A - Child Abduction</b>										
RL3022	DA Investigator II	\$2,940	\$3,087	\$3,242	\$3,404	\$3,574	1	1	1	Peace Officers Misc
- RL3012	DA Investigative Assistant II	\$1,761	\$1,849	\$1,942	\$2,039	\$2,142	1	1	1	Safety Invstgtv & Custdl
- RL3011	DA Investigative Assistant I	\$1,478	\$1,552	\$1,630	\$1,710	\$1,796				Safety Invstgtv & Custdl

**COUNTY OF SAN JOAQUIN**

**POSITION BUDGET DETAIL  
FISCAL YEAR 2013-2014**

JOB CODE	POSITION TITLE	-----BIWEEKLY SALARY-----					ALLOCATED JUNE 2013	RECOMMENDED 2013-2014	ADOPTED 2013-2014	REPRESENTATION UNIT
		STEP 1	STEP 2	STEP 3	STEP 4	STEP 5				
- RO6110	Senior Office Assistant	\$1,265	\$1,328	\$1,394	\$1,464	\$1,537	1	1	1	Office & Office Technical
- RO6105	Office Assistant	\$1,205	\$1,265	\$1,328	\$1,394	\$1,464				Office & Office Technical
							<b>3</b>	<b>3</b>	<b>3</b>	
							<b>3</b>	<b>3</b>	<b>3</b>	
<b>Budget Unit - 2020217000 DA - Public Assistance Fraud Prosecution</b>										
RL3023	DA Investigator III	\$3,242	\$3,404	\$3,574	\$3,754	\$3,942	1	1	1	Sheriffs Mngmnt
- RL3022	DA Investigator II	\$2,940	\$3,087	\$3,242	\$3,404	\$3,574	6	6	6	Peace Officers Misc
- RL3021	DA Investigator I	\$2,666	\$2,799	\$2,940	\$3,087	\$3,242				Peace Officers Misc
- RL3000	DA Investigator Trainee	\$2,130	\$2,238	\$2,349	\$2,466	\$2,590				Peace Officers Misc
- RL3012	DA Investigative Assistant II	\$1,761	\$1,849	\$1,942	\$2,039	\$2,142	2	2	2	Safety Invstgtv & Custdl
- RL3011	DA Investigative Assistant I	\$1,478	\$1,552	\$1,630	\$1,710	\$1,796				Safety Invstgtv & Custdl
RL0301	Legal Technician I	\$1,374	\$1,442	\$1,514	\$1,590	\$1,670	1	1	1	Office & Office Technical
- RL3041	Investigator I	\$2,361	\$2,478	\$2,602	\$2,732	\$2,869				Safety Invstgtv & Custdl
- RL3040	Investigator Trainee	\$1,961	\$2,059	\$2,162	\$2,270	\$2,384				Safety Invstgtv & Custdl
							<b>10</b>	<b>10</b>	<b>10</b>	
							<b>10</b>	<b>10</b>	<b>10</b>	
<b>Budget Unit - 20270273000 D A - Victim-Witness Program</b>										
RS6040	Victim Witness Program Manager	\$2,539	\$2,666	\$2,799	\$2,940	\$3,087	1	1	1	Middle Management
RS6005	Victim Witness Advocate Supervisor	\$2,110	\$2,215	\$2,326	\$2,442	\$2,564	1	1	1	Supervisors Unit
RS6003	Victim Witness Advocate III	\$1,980	\$2,079	\$2,183	\$2,293	\$2,407	1	1	1	Office & Office Technical
- RS6002	Victim Witness Advocate II	\$1,886	\$1,980	\$2,079	\$2,183	\$2,293	2	2	2	ParaProfessional & Tech
- RS6001	Victim Witness Advocate I	\$1,530	\$1,606	\$1,686	\$1,770	\$1,858	3	3	3	ParaProfessional & Tech
							<b>8</b>	<b>8</b>	<b>8</b>	
							<b>3</b>	<b>1.9 *</b>	<b>1.9 *</b>	
							<b>11</b>	<b>9.9 *</b>	<b>9.9 *</b>	

**COUNTY OF SAN JOAQUIN**

**POSITION BUDGET DETAIL  
FISCAL YEAR 2013-2014**

JOB CODE	POSITION TITLE	-----BIWEEKLY SALARY-----					ALLOCATED JUNE 2013	RECOMMENDED 2013-2014	ADOPTED 2013-2014	REPRESENTATION UNIT
		STEP 1	STEP 2	STEP 3	STEP 4	STEP 5				
<b>Budget Unit - 2020278250 D A - Criminal Restitution Program</b>										
RL0102	Paralegal II	\$1,735	\$1,822	\$1,913	\$2,009	\$2,110	2	2	2	ParaProfessional & Tech
- RO6110	Senior Office Assistant	\$1,265	\$1,328	\$1,394	\$1,464	\$1,537	1	1	1	Office & Office Technical
- RO6105	Office Assistant	\$1,205	\$1,265	\$1,328	\$1,394	\$1,464				Office & Office Technical
							<b>3</b>	<b>3</b>	<b>3</b>	
							<b>3</b>	<b>3</b>	<b>3</b>	
<b>Budget Unit - 2020300000 Child Support Services</b>										
- RL2004	Child Support Attorney IV	\$4,518	\$4,745	\$4,982	\$5,230	\$5,492	4	4	4	Attorney Bargaining Unit
- RL2003	Child Support Attorney III	\$3,903	\$4,098	\$4,304	\$4,518	\$4,745				Attorney Bargaining Unit
- RL2002	Child Support Attorney II	\$3,117	\$3,273	\$3,437	\$3,609	\$3,790	1	1	1	Attorney Bargaining Unit
- RL2001	Child Support Attorney I	\$2,564	\$2,692	\$2,826	\$2,968	\$3,117				Attorney Bargaining Unit
HL1300	Director of Child Support Svcs	\$4,241	\$4,453	\$4,675	\$4,910	\$5,154	1	1	1	Executive
RM0225	Management Services Admin	\$3,164	\$3,322	\$3,489	\$3,663	\$3,846	1	1	1	Confidential
RL1055	Child Support Program Manager	\$2,940	\$3,087	\$3,242	\$3,404	\$3,574	4	4	4	Middle Management
RL1050	Child Support Customer Svc Mgr	\$2,940	\$3,087	\$3,242	\$3,404	\$3,574	1	1	1	Middle Management
RB3010	Accounting Manager	\$2,799	\$2,940	\$3,087	\$3,242	\$3,404	1	1	1	Middle Management
- RI1102	Dept Info Systems Analyst II	\$2,590	\$2,719	\$2,854	\$2,998	\$3,148	2	2	2	Professional
- RI1101	Dept Information Sys Analyst I	\$2,110	\$2,215	\$2,326	\$2,442	\$2,564				Professional
RB5500	Departmental Personnel Analyst	\$2,442	\$2,564	\$2,692	\$2,826	\$2,968	1	1	1	Confidential
- RB4003	Accountant III	\$2,314	\$2,430	\$2,552	\$2,679	\$2,813				ParaProfessional & Tech
- RB4002	Accountant II	\$2,049	\$2,152	\$2,259	\$2,372	\$2,490	1	1	1	ParaProfessional & Tech
- RB4001	Accountant I	\$1,744	\$1,830	\$1,922	\$2,019	\$2,120				ParaProfessional & Tech
RI1303	Dept Info Systems Spec III	\$2,152	\$2,259	\$2,372	\$2,490	\$2,615	1	1	1	ParaProfessional & Tech
- RI1302	Dept Info Systems Spec II	\$1,904	\$1,999	\$2,099	\$2,205	\$2,314	1	1	1	ParaProfessional & Tech
- RI1301	Dept Info Systems Spec I	\$1,727	\$1,813	\$1,904	\$1,999	\$2,099				ParaProfessional & Tech

**COUNTY OF SAN JOAQUIN**

**POSITION BUDGET DETAIL  
FISCAL YEAR 2013-2014**

JOB CODE	POSITION TITLE	-----BIWEEKLY SALARY-----					ALLOCATED JUNE 2013	RECOMMENDED 2013-2014	ADOPTED 2013-2014	REPRESENTATION UNIT
		STEP 1	STEP 2	STEP 3	STEP 4	STEP 5				
RL1021	Child Suppt Compliance Analyst	\$1,932	\$2,029	\$2,130	\$2,238	\$2,349	6	6	6	ParaProfessional & Tech
RL1010	Child Support Supervisor	\$1,904	\$1,999	\$2,099	\$2,205	\$2,314	9	9	9	Supervisors Unit
RO3012	Accounting Technician II	\$1,735	\$1,822	\$1,913	\$2,009	\$2,110	2	2	2	Office & Office Technical
RO3011	Accounting Technician I	\$1,499	\$1,574	\$1,653	\$1,735	\$1,822	15	15	15	Office & Office Technical
- RL0102	Paralegal II	\$1,735	\$1,822	\$1,913	\$2,009	\$2,110	2	2	2	ParaProfessional & Tech
- RL0101	Paralegal I	\$1,522	\$1,598	\$1,678	\$1,761	\$1,849				ParaProfessional & Tech
RO1500	Senior Administrative Spvr	\$1,630	\$1,710	\$1,796	\$1,886	\$1,980	2	2	2	Supervisors Unit
RL0303	Senior Legal Technician	\$1,582	\$1,661	\$1,744	\$1,830	\$1,922	1	1	1	Supervisors Unit
- RL1002	Child Support Officer II	\$1,544	\$1,622	\$1,702	\$1,787	\$1,876	58	58	58	ParaProfessional & Tech
- RL1001	Child Support Officer I	\$1,302	\$1,367	\$1,435	\$1,506	\$1,582	13	13	13	ParaProfessional & Tech
- RL0302	Legal Technician II	\$1,450	\$1,522	\$1,598	\$1,678	\$1,761	3	3	3	Office & Office Technical
- RL0301	Legal Technician I	\$1,374	\$1,442	\$1,514	\$1,590	\$1,670	1	1	1	Office & Office Technical
RO1000	Office Supervisor	\$1,401	\$1,470	\$1,544	\$1,622	\$1,702	3	3	3	Supervisors Unit
RO6115	Office Assistant Specialist	\$1,328	\$1,394	\$1,464	\$1,537	\$1,614	2	2	2	Office & Office Technical
- RO6110	Senior Office Assistant	\$1,265	\$1,328	\$1,394	\$1,464	\$1,537	18	18	18	Office & Office Technical
- RO6105	Office Assistant	\$1,205	\$1,265	\$1,328	\$1,394	\$1,464	6	6	6	Office & Office Technical
RP0400	Security Worker	\$1,114	\$1,170	\$1,228	\$1,289	\$1,354	1	1	1	Trades Labor & Institutnl
							<b>161</b>	<b>161</b>	<b>161</b>	
							<b>Temporary (FTE)</b>			*
							<b>3.2</b>			
							<b>POSITION TOTAL</b>	<b>161</b>	<b>161</b>	<b>161 *</b>
<b>Budget Unit - 2020400000 Public Defender</b>										
HL1200	Public Defender	\$5,682	\$5,966	\$6,265	\$6,578	\$6,907	1	1	1	Executive
EL2200	Assistant Public Defender	\$5,054	\$5,306	\$5,572	\$5,850	\$6,142	1	1	1	Senior Management
EL2201	Chief Deputy Public Defender	\$4,722	\$4,958	\$5,206	\$5,466	\$5,738	2	2	2	Senior Management
- RL2034	Deputy Public Defender IV	\$4,518	\$4,745	\$4,982	\$5,230	\$5,492	35	35	35	Attorney Bargaining Unit
- RL2033	Deputy Public Defender III	\$3,903	\$4,098	\$4,304	\$4,518	\$4,745	3	3	3	Attorney Bargaining Unit

393

COUNTY OF SAN JOAQUIN

POSITION BUDGET DETAIL  
FISCAL YEAR 2013-2014

JOB CODE	POSITION TITLE	-----BIWEEKLY SALARY-----					ALLOCATED JUNE 2013	RECOMMENDED 2013-2014	ADOPTED 2013-2014	REPRESENTATION UNIT
		STEP 1	STEP 2	STEP 3	STEP 4	STEP 5				
- RL2032	Deputy Public Defender II	\$3,117	\$3,273	\$3,437	\$3,609	\$3,790				Attorney Bargaining Unit
- RL2031	Deputy Public Defender I	\$2,564	\$2,692	\$2,826	\$2,968	\$3,117		1 *	1 *	Attorney Bargaining Unit
RL3033	Chief Public Defender Invest	\$2,911	\$3,058	\$3,210	\$3,371	\$3,540	1	1	1	Middle Management
- RI1102	Dept Info Systems Analyst II	\$2,590	\$2,719	\$2,854	\$2,998	\$3,148	1	1	1	Professional
- RI1101	Dept Info Systems Analyst I	\$2,110	\$2,215	\$2,326	\$2,442	\$2,564				Professional
- RL3032	Public Def Investigator II	\$2,577	\$2,706	\$2,841	\$2,983	\$3,133	12	12	12	Safety Invstgtv & Custdl
- RL3031	Public Defendr Investigator I	\$2,395	\$2,515	\$2,641	\$2,773	\$2,911				Safety Invstgtv & Custdl
RB6002	Administrative Assistant II	\$2,120	\$2,226	\$2,338	\$2,454	\$2,577	1	1	1	ParaProfessional & Tech
RS3403	Social Worker III	\$2,009	\$2,110	\$2,215	\$2,326	\$2,442	1	1	1	ParaProfessional & Tech
- RS3001	Senior Social Worker	\$1,770	\$1,858	\$1,951	\$2,049	\$2,152				ParaProfessional & Tech
RS3000	Social Worker	\$1,530	\$1,606	\$1,686	\$1,770	\$1,858		1 *	1 *	ParaProfessional & Tech
RO3012	Accounting Technician II	\$1,735	\$1,822	\$1,913	\$2,009	\$2,110	1	1	1	Office & Office Technical
RL0303	Senior Legal Technician	\$1,582	\$1,661	\$1,744	\$1,830	\$1,922	1	1	1	Supervisors Unit
- RL0302	Legal Technician II	\$1,450	\$1,522	\$1,598	\$1,678	\$1,761	8	8	8	Office & Office Technical
- RL0301	Legal Technician I	\$1,374	\$1,442	\$1,514	\$1,590	\$1,670				Office & Office Technical
- RO5000	Legal Stenographer	\$1,514	\$1,590	\$1,670	\$1,753	\$1,840	1	1	1	Office & Office Technical
- RO6600	Clerk Stenographer II	\$1,328	\$1,394	\$1,464	\$1,537	\$1,614				Office & Office Technical
- RO6110	Senior Office Assistant	\$1,265	\$1,328	\$1,394	\$1,464	\$1,537	1	1	1	Office & Office Technical
- RO6105	Office Assistant	\$1,205	\$1,265	\$1,328	\$1,394	\$1,464				Office & Office Technical
<b>ALLOCATED TOTAL</b>						<b>70</b>	<b>72 *</b>	<b>72 *</b>		
<b>POSITION TOTAL</b>						<b>70</b>	<b>72 *</b>	<b>72 *</b>		
<b>Budget Unit - 2021200000 Pretrial Services</b>										
RP2004	Probation Unit Supervisor	\$2,564	\$2,692	\$2,826	\$2,968	\$3,117	1	1	1	Probation Officers
RP2003	Probation Officer III	\$2,183	\$2,293	\$2,407	\$2,527	\$2,654	1	1	1	Probation Officers
RL0510	Pretrial Sr Program Specialist	\$1,876	\$1,970	\$2,070	\$2,173	\$2,282	4	4	4	Safety Invstgtv & Custdl
RL0505	Pretrial Program Specialist	\$1,744	\$1,830	\$1,922	\$2,019	\$2,120	4	4	4	Safety Invstgtv & Custdl

**COUNTY OF SAN JOAQUIN**

**POSITION BUDGET DETAIL  
FISCAL YEAR 2013-2014**

JOB CODE	POSITION TITLE	-----BIWEEKLY SALARY-----					ALLOCATED JUNE 2013	RECOMMENDED 2013-2014	ADOPTED 2013-2014	REPRESENTATION UNIT
		STEP 1	STEP 2	STEP 3	STEP 4	STEP 5				
						ALLOCATED TOTAL	10	10	10	
						POSITION TOTAL	10	10	10	
<b>Budget Unit - 2021201000 Alcohol-Drug Alternative Program</b>										
RS1023	Sub Abuse Program Supervisor	\$1,718	\$1,804	\$1,894	\$1,990	\$2,090	1	1	1	Supervisors Unit
- RS1022	Substance Abuse Counselor II	\$1,606	\$1,686	\$1,770	\$1,858	\$1,951	4	4	4	ParaProfessional & Tech
- RS1021	Substance Abuse Counselor I	\$1,314	\$1,381	\$1,450	\$1,522	\$1,598				ParaProfessional & Tech
- RS1000	Substance Abuse Worker	\$1,164	\$1,222	\$1,283	\$1,347	\$1,414				ParaProfessional & Tech
- RO6110	Senior Office Assistant	\$1,265	\$1,328	\$1,394	\$1,464	\$1,537	1	1	1	Office & Office Technical
- RO6105	Office Assistant	\$1,205	\$1,265	\$1,328	\$1,394	\$1,464				Office & Office Technical
							ALLOCATED TOTAL	6	6	6
							POSITION TOTAL	6	6	6
<b>Budget Unit - 2021602000 Sheriff - Boating Safety</b>										
RP1010	Sergeant	\$2,826	\$2,968	\$3,117	\$3,273	\$3,437	1	1	1	Sheriffs Sergeants
- RP1003	Deputy Sheriff II	\$2,466	\$2,590	\$2,719	\$2,854	\$2,998	6	6	6	Sheriffs Non-Mngmnt
- RP1002	Deputy Sheriff I-Acad Certif	\$2,238	\$2,349	\$2,466	\$2,590	\$2,719				Sheriffs Non-Mngmnt
- RP1001	Deputy Sheriff I	\$2,238	\$2,349	\$2,466	\$2,590	\$2,719				Sheriffs Non-Mngmnt
- RP1000	Deputy Sheriff Trainee	\$2,009	\$2,110	\$2,215	\$2,326	\$2,442				Safety Invstgtv & Custdl
							ALLOCATED TOTAL	7	7	7
							POSITION TOTAL	7	7	7
<b>Budget Unit - 2021609000 Sheriff - CAL MMET</b>										
RP1030	Sheriff 's Captain	\$4,098	\$4,304	\$4,518	\$4,745	\$4,982	1	1	1	Sheriffs Mngmnt
- RP1003	Deputy Sheriff II	\$2,466	\$2,590	\$2,719	\$2,854	\$2,998	1	1	1	Sheriffs Non-Mngmnt
- RP1002	Deputy Sheriff I-Acad Certif	\$2,238	\$2,349	\$2,466	\$2,590	\$2,719				Sheriffs Non-Mngmnt
- RP1001	Deputy Sheriff I	\$2,238	\$2,349	\$2,466	\$2,590	\$2,719				Sheriffs Non-Mngmnt

395

**COUNTY OF SAN JOAQUIN**

**POSITION BUDGET DETAIL  
FISCAL YEAR 2013-2014**

JOB CODE	POSITION TITLE	-----BIWEEKLY SALARY-----					ALLOCATED JUNE 2013	RECOMMENDED 2013-2014	ADOPTED 2013-2014	REPRESENTATION UNIT
		STEP 1	STEP 2	STEP 3	STEP 4	STEP 5				
- RP1000	Deputy Sheriff Trainee	\$2,009	\$2,110	\$2,215	\$2,326	\$2,442				Safety Invstgtv & Custdl
							2	2	2	
							2	2	2	
<b>Budget Unit - 2021613000 Sheriff - Hi Tech Crimes Task Force</b>										
- RP1003	Deputy Sheriff II	\$2,466	\$2,590	\$2,719	\$2,854	\$2,998	1	1	1	Sheriffs Non-Mngmnt
- RP1002	Deputy Sheriff I-Acad Certif	\$2,238	\$2,349	\$2,466	\$2,590	\$2,719				Sheriffs Non-Mngmnt
- RP1001	Deputy Sheriff I	\$2,238	\$2,349	\$2,466	\$2,590	\$2,719				Sheriffs Non-Mngmnt
- RP1000	Deputy Sheriff Trainee	\$2,009	\$2,110	\$2,215	\$2,326	\$2,442				Safety Invstgtv & Custdl
							1	1	1	
							1	1	1	
<b>Budget Unit - 2021614000 Sheriff - Rurual Crime Task Force</b>										
- RP1003	Deputy Sheriff II	\$2,466	\$2,590	\$2,719	\$2,854	\$2,998	2	2	2	Sheriffs Non-Mngmnt
- RP1002	Deputy Sheriff I-Acad Certif	\$2,238	\$2,349	\$2,466	\$2,590	\$2,719				Sheriffs Non-Mngmnt
- RP1001	Deputy Sheriff I	\$2,238	\$2,349	\$2,466	\$2,590	\$2,719				Sheriffs Non-Mngmnt
- RP1000	Deputy Sheriff Trainee	\$2,009	\$2,110	\$2,215	\$2,326	\$2,442				Safety Invstgtv & Custdl
							2	2	2	
							2	2	2	
<b>Budget Unit - 202165000 Sheriff - Mountain House</b>										
- RP1003	Deputy Sheriff II	\$2,466	\$2,590	\$2,719	\$2,854	\$2,998	6	6	6	Sheriffs Non-Mngmnt
- RP1002	Deputy Sheriff I-Acad Certif	\$2,238	\$2,349	\$2,466	\$2,590	\$2,719				Sheriffs Non-Mngmnt
- RP1001	Deputy Sheriff I	\$2,238	\$2,349	\$2,466	\$2,590	\$2,719				Sheriffs Non-Mngmnt
- RP1000	Deputy Sheriff Trainee	\$2,009	\$2,110	\$2,215	\$2,326	\$2,442				Safety Invstgtv & Custdl
							6	6	6	
							6	6	6	

**COUNTY OF SAN JOAQUIN**

**POSITION BUDGET DETAIL  
FISCAL YEAR 2013-2014**

JOB CODE	POSITION TITLE	-----BIWEEKLY SALARY-----					ALLOCATED JUNE 2013	RECOMMENDED 2013-2014	ADOPTED 2013-2014	REPRESENTATION UNIT
		STEP 1	STEP 2	STEP 3	STEP 4	STEP 5				
<b>Budget Unit - 2021619000 Sheriff - Animal Control</b>										
- RP0315	Sheriff's Animal Svcs Officer II	\$1,514	\$1,590	\$1,670	\$1,753	\$1,840	6	6		6 Safety Invstgtv & Custdl
- RP0310	Sheriff's Animal Svcs Officer I	\$1,442	\$1,514	\$1,590	\$1,670	\$1,753				Safety Invstgtv & Custdl
- RO6110	Senior Office Assistant	\$1,265	\$1,328	\$1,394	\$1,464	\$1,537	1	1		1 Office & Office Technical
- RO6105	Office Assistant	\$1,205	\$1,265	\$1,328	\$1,394	\$1,464				Office & Office Technical
							<b>7</b>	<b>7</b>	<b>7</b>	
							<b>7</b>	<b>7</b>	<b>7</b>	
<b>Budget Unit - 2021620000 Sheriff - Patrol</b>										
RP1030	Sheriff 's Captain	\$4,098	\$4,304	\$4,518	\$4,745	\$4,982	1	1	1	Sheriffs Mngmnt
RP1020	Lieutenant	\$3,437	\$3,609	\$3,790	\$3,979	\$4,178	6	6	6	Sheriffs Mngmnt
RP1010	Sergeant	\$2,826	\$2,968	\$3,117	\$3,273	\$3,437	14	15 *	15 *	Sheriffs Sergeants
- RP1003	Deputy Sheriff II	\$2,466	\$2,590	\$2,719	\$2,854	\$2,998	93	93	93	Sheriffs Non-Mngmnt
- RP1002	Deputy Sheriff I-Acad Certif	\$2,238	\$2,349	\$2,466	\$2,590	\$2,719	22	22	22	Sheriffs Non-Mngmnt
- RP1001	Deputy Sheriff I	\$2,238	\$2,349	\$2,466	\$2,590	\$2,719	2	3 *	3 *	Sheriffs Non-Mngmnt
- RP1000	Deputy Sheriff Trainee	\$2,009	\$2,110	\$2,215	\$2,326	\$2,442				Safety Invstgtv & Custdl
RP4002	Civilian Crime Prevention Coord	\$2,248	\$2,361	\$2,478	\$2,602	\$2,732	1	1	1	ParaProfessional & Tech
RP4001	Crime Analyst	\$2,120	\$2,226	\$2,338	\$2,454	\$2,577	2	2	2	ParaProfessional & Tech
RO3011	Accounting Technician I	\$1,499	\$1,574	\$1,653	\$1,735	\$1,822	1	1	1	Office & Office Technical
- RO6110	Senior Office Assistant	\$1,265	\$1,328	\$1,394	\$1,464	\$1,537				Office & Office Technical
- RO6105	Office Assistant	\$1,205	\$1,265	\$1,328	\$1,394	\$1,464	1	1	1	Office & Office Technical
							<b>143</b>	<b>145</b>	<b>145 *</b>	
							<b>0.9</b>	<b>1</b>	<b>1 *</b>	
							<b>143.9</b>	<b>146</b>	<b>146 *</b>	

**COUNTY OF SAN JOAQUIN**

**POSITION BUDGET DETAIL  
FISCAL YEAR 2013-2014**

JOB CODE	POSITION TITLE	-----BIWEEKLY SALARY-----					ALLOCATED JUNE 2013	RECOMMENDED 2013-2014	ADOPTED 2013-2014	REPRESENTATION UNIT
		STEP 1	STEP 2	STEP 3	STEP 4	STEP 5				
<b>Budget Unit - 2021622000 Sheriff - Communications</b>										
RP0105	Communications Dispatch Manager	\$3,306	\$3,471	\$3,645	\$3,827	\$4,019	1 *		1 *	Middle Management
RP0104	Communications Dispatcher IV	\$2,395	\$2,515	\$2,641	\$2,773	\$2,911	6	6	6	Supervisors Unit
RP0103	Communications Dispatcher III	\$1,999	\$2,099	\$2,205	\$2,314	\$2,430	5	5	5	Office & Office Technical
- RP0102	Communications Dispatcher II	\$1,830	\$1,922	\$2,019	\$2,120	\$2,226	23	23	23	Office & Office Technical
- RP0101	Communications Dispatcher I	\$1,559	\$1,637	\$1,718	\$1,804	\$1,894				Office & Office Technical
RO4800	Radio Communications Spec	\$1,328	\$1,394	\$1,464	\$1,537	\$1,614	6	6	6	Office & Office Technical
- RO6110	Senior Office Assistant	\$1,265	\$1,328	\$1,394	\$1,464	\$1,537	1	1	1	Office & Office Technical
- RO6105	Office Assistant	\$1,205	\$1,265	\$1,328	\$1,394	\$1,464				Office & Office Technical
							<b>41</b>	<b>42 *</b>	<b>42 *</b>	
							<b>41</b>	<b>42 *</b>	<b>42 *</b>	
<b>Budget Unit - 2021626000 Sheriff - Detectives</b>										
RP1030	Sheriff 's Captain	\$4,098	\$4,304	\$4,518	\$4,745	\$4,982	1	1	1	Sheriffs Mngmnt
RP1020	Lieutenant	\$3,437	\$3,609	\$3,790	\$3,979	\$4,178	2	2	2	Sheriffs Mngmnt
RP1010	Sergeant	\$2,826	\$2,968	\$3,117	\$3,273	\$3,437	5	5	5	Sheriffs Sergeants
- RP1003	Deputy Sheriff II	\$2,466	\$2,590	\$2,719	\$2,854	\$2,998	23	23	23	Sheriffs Non-Mngmnt
- RP1002	Deputy Sheriff I-Acad Certif	\$2,238	\$2,349	\$2,466	\$2,590	\$2,719				Sheriffs Non-Mngmnt
- RP1001	Deputy Sheriff I	\$2,238	\$2,349	\$2,466	\$2,590	\$2,719				Sheriffs Non-Mngmnt
- RP1000	Deputy Sheriff Trainee	\$2,009	\$2,110	\$2,215	\$2,326	\$2,442				Safety Invstgtv & Custdl
RP4013	Evidence Technician III	\$2,110	\$2,215	\$2,326	\$2,442	\$2,564	1	1	1	Safety Invstgtv & Custdl
- RP4012	Evidence Technician II	\$1,822	\$1,913	\$2,009	\$2,110	\$2,215	7	7	7	Safety Invstgtv & Custdl
- RP4011	Evidence Technician I	\$1,630	\$1,710	\$1,796	\$1,886	\$1,980	2	2	2	Safety Invstgtv & Custdl
RP4000	Evidence Custodian	\$1,435	\$1,506	\$1,582	\$1,661	\$1,744	1	1	1	Safety Invstgtv & Custdl
- RO6110	Senior Office Assistant	\$1,265	\$1,328	\$1,394	\$1,464	\$1,537	4	3 *	3 *	Office & Office Technical
- RO6105	Office Assistant	\$1,205	\$1,265	\$1,328	\$1,394	\$1,464				Office & Office Technical
							<b>46</b>	<b>45 *</b>	<b>45 *</b>	

**COUNTY OF SAN JOAQUIN**

**POSITION BUDGET DETAIL  
FISCAL YEAR 2013-2014**

JOB CODE	POSITION TITLE	-----BIWEEKLY SALARY-----					ALLOCATED JUNE 2013	RECOMMENDED 2013-2014	ADOPTED 2013-2014	REPRESENTATION UNIT
		STEP 1	STEP 2	STEP 3	STEP 4	STEP 5				
							0.1	0.6 *	0.6 *	
							46.1	45.6 *	45.6 *	
<b>Budget Unit - 2021627000 Sheriff - Auto Theft Program</b>										
- RO6110	Senior Office Assistant	\$1,265	\$1,328	\$1,394	\$1,464	\$1,537	1	1	1	Office & Office Technical
- RO6105	Office Assistant	\$1,205	\$1,265	\$1,328	\$1,394	\$1,464				Office & Office Technical
							1	1	1	
							0.5	0.5	0.5	
							1.5	1.5	1.5	
<b>Budget Unit - 2021628000 Sheriff - Records</b>										
RM1000	Sheriff Records Manager	\$2,968	\$3,117	\$3,273	\$3,437	\$3,609	1	1	1	Middle Management
RO1500	Senior Administrative Spvr	\$1,630	\$1,710	\$1,796	\$1,886	\$1,980	1	1	1	Supervisors Unit
RO1000	Office Supervisor	\$1,401	\$1,470	\$1,544	\$1,622	\$1,702	7	7	7	Supervisors Unit
RO6115	Office Assistant Specialist	\$1,328	\$1,394	\$1,464	\$1,537	\$1,614	7	7	7	Office & Office Technical
- RO6110	Senior Office Assistant	\$1,265	\$1,328	\$1,394	\$1,464	\$1,537	21	21	21	Office & Office Technical
- RO6105	Office Assistant	\$1,205	\$1,265	\$1,328	\$1,394	\$1,464				Office & Office Technical
							37	37	37	
							2	2.2 *	2.2 *	
							39	39.2 *	39.2 *	
<b>Budget Unit - 2021635000 Sheriff - Civil</b>										
RP1010	Sergeant	\$2,826	\$2,968	\$3,117	\$3,273	\$3,437	1	1	1	Sheriffs Sergeants
- RP1003	Deputy Sheriff II	\$2,466	\$2,590	\$2,719	\$2,854	\$2,998	3	3	3	Sheriffs Non-Mngmnt
- RP1002	Deputy Sheriff I-Acad Certif	\$2,238	\$2,349	\$2,466	\$2,590	\$2,719				Sheriffs Non-Mngmnt
- RP1001	Deputy Sheriff I	\$2,238	\$2,349	\$2,466	\$2,590	\$2,719				Sheriffs Non-Mngmnt
- RP1000	Deputy Sheriff Trainee	\$2,009	\$2,110	\$2,215	\$2,326	\$2,442				Safety Invstgtv & Custdl

**COUNTY OF SAN JOAQUIN**

**POSITION BUDGET DETAIL  
FISCAL YEAR 2013-2014**

JOB CODE	POSITION TITLE	-----BIWEEKLY SALARY-----					ALLOCATED JUNE 2013	RECOMMENDED 2013-2014	ADOPTED 2013-2014	REPRESENTATION UNIT
		STEP 1	STEP 2	STEP 3	STEP 4	STEP 5				
RI1101	Dept Info Systems Analyst I	\$2,110	\$2,215	\$2,326	\$2,442	\$2,564	1	1	1	Professional
RO3012	Accounting Technician II	\$1,735	\$1,822	\$1,913	\$2,009	\$2,110	1	1	1	Office & Office Technical
RO1000	Office Supervisor	\$1,401	\$1,470	\$1,544	\$1,622	\$1,702	1	1	1	Supervisors Unit
RL3050	Civil Process Server	\$1,321	\$1,387	\$1,457	\$1,530	\$1,606	2	2	2	Safety Invstgtv & Custdl
- RO6110	Senior Office Assistant	\$1,265	\$1,328	\$1,394	\$1,464	\$1,537	5	5	5	Office & Office Technical
- RO6105	Office Assistant	\$1,205	\$1,265	\$1,328	\$1,394	\$1,464				Office & Office Technical
							<b>14</b>	<b>14</b>	<b>14</b>	
							<b>0.9</b>	<b>0.8 *</b>	<b>0.8 *</b>	
							<b>14.9</b>	<b>14.8 *</b>	<b>14.8 *</b>	
<b>Budget Unit - 202164000 Sheriff - Coroner-Morgue</b>										
RP1010	Sergeant	\$2,826	\$2,968	\$3,117	\$3,273	\$3,437	1	1	1	Sheriffs Sergeants
- RP1003	Deputy Sheriff II	\$2,466	\$2,590	\$2,719	\$2,854	\$2,998	3	3	3	Sheriffs Non-Mngmnt
- RP1002	Deputy Sheriff I-Acad Certif	\$2,238	\$2,349	\$2,466	\$2,590	\$2,719				Sheriffs Non-Mngmnt
- RP1001	Deputy Sheriff I	\$2,238	\$2,349	\$2,466	\$2,590	\$2,719				Sheriffs Non-Mngmnt
- RP1000	Deputy Sheriff Trainee	\$2,009	\$2,110	\$2,215	\$2,326	\$2,442				Safety Invstgtv & Custdl
RH4930	Medical Technician	\$1,530	\$1,606	\$1,686	\$1,770	\$1,858	2	2	2	ParaProfessional & Tech
- RO6110	Senior Office Assistant	\$1,265	\$1,328	\$1,394	\$1,464	\$1,537	1	1	1	Office & Office Technical
- RO6105	Office Assistant	\$1,205	\$1,265	\$1,328	\$1,394	\$1,464	1	1	1	Office & Office Technical
							<b>8</b>	<b>8</b>	<b>8</b>	
							<b>8</b>	<b>8</b>	<b>8</b>	
<b>Budget Unit - 2021645000 Sheriff - Admin-Support Services</b>										
OP1590	Shrf Coroner Public Administrator	-	-	-	-	\$7,324	1	1	1	Exempt
EP2580	Undersheriff	\$4,958	\$5,206	\$5,466	\$5,738	\$6,026	1	1	1	Senior Management
EP2590	Assistant Sheriff-Coroner	\$4,630	\$4,861	\$5,104	\$5,358	\$5,626	2	2	2	Senior Management
RP1030	Sheriff 's Captain	\$4,098	\$4,304	\$4,518	\$4,745	\$4,982	1	1	1	Sheriffs Mngmnt

**COUNTY OF SAN JOAQUIN**

**POSITION BUDGET DETAIL  
FISCAL YEAR 2013-2014**

JOB CODE	POSITION TITLE	-----BIWEEKLY SALARY-----					ALLOCATED JUNE 2013	RECOMMENDED 2013-2014	ADOPTED 2013-2014	REPRESENTATION UNIT
		STEP 1	STEP 2	STEP 3	STEP 4	STEP 5				
RM1010	Sheriff Dir of Admin Services	\$3,699	\$3,885	\$4,079	\$4,283	\$4,497	1	1	1	Confidential
RP1020	Lieutenant	\$3,437	\$3,609	\$3,790	\$3,979	\$4,178	1	1	1	Sheriffs Mngmnt
RB6401	Sheriff Administrative Analyst	\$3,290	\$3,454	\$3,627	\$3,809	\$3,999	1	1	1	Middle Management
RP1010	Sergeant	\$2,826	\$2,968	\$3,117	\$3,273	\$3,437	4	4	4	Sheriffs Sergeants
RP3002	Correctional Sergeant	\$2,527	\$2,654	\$2,786	\$2,926	\$3,072	1	1	1	Correctional Officers
- RP1003	Deputy Sheriff II	\$2,466	\$2,590	\$2,719	\$2,854	\$2,998	3	3	3	Sheriffs Non-Mngmnt
- RP1002	Deputy Sheriff I-Acad Certif	\$2,238	\$2,349	\$2,466	\$2,590	\$2,719				Sheriffs Non-Mngmnt
- RP1001	Deputy Sheriff I	\$2,238	\$2,349	\$2,466	\$2,590	\$2,719				Sheriffs Non-Mngmnt
- RP1000	Deputy Sheriff Trainee	\$2,009	\$2,110	\$2,215	\$2,326	\$2,442				Safety Invstgtv & Custdl
- RB6002	Administrative Assistant II	\$2,120	\$2,226	\$2,338	\$2,454	\$2,577	1	1	1	ParaProfessional & Tech
- RB6001	Administrative Assistant I	\$1,849	\$1,942	\$2,039	\$2,142	\$2,248				ParaProfessional & Tech
RP3001	Correctional Officer	\$2,039	\$2,142	\$2,248	\$2,361	\$2,478	2	2	2	Correctional Officers
RO3012	Accounting Technician II	\$1,735	\$1,822	\$1,913	\$2,009	\$2,110	1	1	1	Office & Office Technical
- RO6110	Senior Office Assistant	\$1,265	\$1,328	\$1,394	\$1,464	\$1,537	2	3 *	3 *	Office & Office Technical
- RO6105	Office Assistant	\$1,205	\$1,265	\$1,328	\$1,394	\$1,464				Office & Office Technical
<b>ALLOCATED TOTAL</b>						<b>22</b>	<b>23 *</b>	<b>23 *</b>		
<b>Temporary (FTE)</b>						<b>7.4</b>	<b>9 *</b>	<b>9 *</b>		
<b>POSITION TOTAL</b>						<b>29.4</b>	<b>32 *</b>	<b>32 *</b>		
<b>Budget Unit - 2021649000 Sheriff - Information Systems</b>										
RI1011	Dept Info Systems Manager	\$3,574	\$3,754	\$3,942	\$4,138	\$4,346	1	1	1	Middle Management
RI1104	Dept Info Systems Analyst IV	\$3,226	\$3,388	\$3,558	\$3,735	\$3,922	1	1	1	Professional
RI1103	Dept Info Systems Analyst III	\$2,954	\$3,102	\$3,258	\$3,421	\$3,592	1	1	1	Professional
- RI1202	Dept Applications Analyst II	\$2,590	\$2,719	\$2,854	\$2,998	\$3,148	1	1	1	Professional
- RI1201	Dept Applications Analyst I	\$2,110	\$2,215	\$2,326	\$2,442	\$2,564				Professional

**COUNTY OF SAN JOAQUIN**

**POSITION BUDGET DETAIL  
FISCAL YEAR 2013-2014**

JOB CODE	POSITION TITLE	-----BIWEEKLY SALARY-----					ALLOCATED JUNE 2013	RECOMMENDED 2013-2014	ADOPTED 2013-2014	REPRESENTATION UNIT
		STEP 1	STEP 2	STEP 3	STEP 4	STEP 5				
<b>ALLOCATED TOTAL</b>						<b>4</b>	<b>4</b>	<b>4</b>		
<b>POSITION TOTAL</b>						<b>4</b>	<b>4</b>	<b>4</b>		
<b>Budget Unit - 2021650000 Sheriff - Lathrop Police Contract</b>										
RP1030	Sheriff 's Captain	\$4,098	\$4,304	\$4,518	\$4,745	\$4,982	1	1	1	Sheriffs Mngmnt
RP1020	Lieutenant	\$3,437	\$3,609	\$3,790	\$3,979	\$4,178	1	1	1	Sheriffs Mngmnt
RP1010	Sergeant	\$2,826	\$2,968	\$3,117	\$3,273	\$3,437	2	2	2	Sheriffs Sergeants
- RP1003	Deputy Sheriff II	\$2,466	\$2,590	\$2,719	\$2,854	\$2,998	19	19	19	Sheriffs Non-Mngmnt
- RP1002	Deputy Sheriff I-Acad Certif	\$2,238	\$2,349	\$2,466	\$2,590	\$2,719				Sheriffs Non-Mngmnt
- RP1001	Deputy Sheriff I	\$2,238	\$2,349	\$2,466	\$2,590	\$2,719				Sheriffs Non-Mngmnt
- RP1000	Deputy Sheriff Trainee	\$2,009	\$2,110	\$2,215	\$2,326	\$2,442				Safety Invstgtv & Custdl
<b>ALLOCATED TOTAL</b>						<b>23</b>	<b>23</b>	<b>23</b>		
<b>POSITION TOTAL</b>						<b>23</b>	<b>23</b>	<b>23</b>		
<b>Budget Unit - 2021655000 Sheriff - Patrol-SLESF-AB109</b>										
RP1003	Deputy Sheriff II	\$2,466	\$2,590	\$2,719	\$2,854	\$2,998	1	1	1	Sheriffs Non-Mngmnt
<b>ALLOCATED TOTAL</b>						<b>1</b>	<b>1</b>	<b>1</b>		
<b>POSITION TOTAL</b>						<b>1</b>	<b>1</b>	<b>1</b>		
<b>Budget Unit - 2021657000 Sheriff - Custody-SLESF-AB109</b>										
RP3001	Correctional Officer	\$2,039	\$2,142	\$2,248	\$2,361	\$2,478	1	1	1	Correctional Officers
<b>ALLOCATED TOTAL</b>						<b>1</b>	<b>1</b>	<b>1</b>		
<b>POSITION TOTAL</b>						<b>1</b>	<b>1</b>	<b>1</b>		
<b>Budget Unit - 2021658000 Sheriff - Court Services</b>										
RP1030	Sheriff 's Captain	\$4,098	\$4,304	\$4,518	\$4,745	\$4,982	1	1	1	Sheriffs Mngmnt
RP1020	Lieutenant	\$3,437	\$3,609	\$3,790	\$3,979	\$4,178	1	1	1	Sheriffs Mngmnt

402

**COUNTY OF SAN JOAQUIN**

**POSITION BUDGET DETAIL  
FISCAL YEAR 2013-2014**

JOB CODE	POSITION TITLE	-----BIWEEKLY SALARY-----					ALLOCATED JUNE 2013	RECOMMENDED 2013-2014	ADOPTED 2013-2014	REPRESENTATION UNIT
		STEP 1	STEP 2	STEP 3	STEP 4	STEP 5				
RP1010	Sergeant	\$2,826	\$2,968	\$3,117	\$3,273	\$3,437	5	5	5	Sheriffs Sergeants
- RP1003	Deputy Sheriff II	\$2,466	\$2,590	\$2,719	\$2,854	\$2,998	34	34	34	Sheriffs Non-Mngmnt
- RP1002	Deputy Sheriff I-Acad Certif	\$2,238	\$2,349	\$2,466	\$2,590	\$2,719				Sheriffs Non-Mngmnt
- RP1001	Deputy Sheriff I	\$2,238	\$2,349	\$2,466	\$2,590	\$2,719	11	11	11	Sheriffs Non-Mngmnt
- RP1000	Deputy Sheriff Trainee	\$2,009	\$2,110	\$2,215	\$2,326	\$2,442				Safety Invstgtv & Custdl
- RP3001	Correctional Officer	\$2,039	\$2,142	\$2,248	\$2,361	\$2,478	4	4	4	Correctional Officers
- RP3000	Correctional Officer Trainee	\$2,039	\$2,142	\$2,248	\$2,361	\$2,478				Correctional Officers
							<b>56</b>	<b>56</b>	<b>56</b>	
							<b>Temporary (FTE)</b>	<b>3.9</b>	<b>6.4 *</b>	<b>6.4 *</b>
							<b>POSITION TOTAL</b>	<b>59.9</b>	<b>62.4 *</b>	<b>62.4 *</b>
<b>Budget Unit - 2022600000 Sheriff - Custody</b>										
- RP3010	Correctional Captain	\$3,754	\$3,942	\$4,138	\$4,346	\$4,562	1	1	1	Middle Management
- RP1030	Sheriff 's Captain	\$4,098	\$4,304	\$4,518	\$4,745	\$4,982				Sheriffs Mngmnt
- RP3003	Correctional Lieutenant	\$3,148	\$3,306	\$3,471	\$3,645	\$3,827	6	6	6	Middle Management
- RP1020	Lieutenant	\$3,437	\$3,609	\$3,790	\$3,979	\$4,178				Sheriffs Mngmnt
RM1020	Central Services Administrator	\$3,242	\$3,404	\$3,574	\$3,754	\$3,942	1	1	1	Middle Management
RM0226	Management Analyst III	\$2,983	\$3,133	\$3,290	\$3,454	\$3,627	1	1	1	Middle Management
- RP1010	Sergeant	\$2,826	\$2,968	\$3,117	\$3,273	\$3,437	1	1	1	Sheriffs Sergeants
- RP1010	Sergeant	\$2,826	\$2,968	\$3,117	\$3,273	\$3,437	16	16	16	Correctional Officers
RP0701	Inmate Programs & Services Director	\$2,692	\$2,826	\$2,968	\$3,117	\$3,273	1	1	1	Middle Management
- RP1003	Deputy Sheriff II	\$2,466	\$2,590	\$2,719	\$2,854	\$2,998	23	23	23	Sheriffs Non-Mngmnt
- RP1002	Deputy Sheriff I-Acad Certif	\$2,238	\$2,349	\$2,466	\$2,590	\$2,719				Sheriffs Non-Mngmnt
- RP1001	Deputy Sheriff I	\$2,238	\$2,349	\$2,466	\$2,590	\$2,719				Sheriffs Non-Mngmnt
- RP1000	Deputy Sheriff Trainee	\$2,009	\$2,110	\$2,215	\$2,326	\$2,442				Safety Invstgtv & Custdl
- RP3001	Correctional Officer	\$2,039	\$2,142	\$2,248	\$2,361	\$2,478	205	205	205	Correctional Officers
- RP3000	Correctional Officer Trainee	\$2,039	\$2,142	\$2,248	\$2,361	\$2,478				Correctional Officers

**COUNTY OF SAN JOAQUIN**

**POSITION BUDGET DETAIL  
FISCAL YEAR 2013-2014**

JOB CODE	POSITION TITLE	-----BIWEEKLY SALARY-----					ALLOCATED JUNE 2013	RECOMMENDED 2013-2014	ADOPTED 2013-2014	REPRESENTATION UNIT
		STEP 1	STEP 2	STEP 3	STEP 4	STEP 5				
RP0700	Inmate Case Worker	\$1,840	\$1,932	\$2,029	\$2,130	\$2,238	1	1	1	Safety Invstgtv & Custdl
RP0725	Sheriff Inmate Labor Coord	\$1,686	\$1,770	\$1,858	\$1,951	\$2,049	1	1	1	Safety Invstgtv & Custdl
RP0750	Jail Librarian	\$1,614	\$1,694	\$1,778	\$1,867	\$1,961	1	1	1	ParaProfessional & Tech
RP0705	Custody Recreation Supervisor	\$1,559	\$1,637	\$1,718	\$1,804	\$1,894	1	1	1	Safety Invstgtv & Custdl
RP0723	Sheriff Inmate Labor Spec III	\$1,537	\$1,614	\$1,694	\$1,778	\$1,867	2	2	2	Safety Invstgtv & Custdl
RC2053	Sheriff Matl Specialist III	\$1,537	\$1,614	\$1,694	\$1,778	\$1,867	3	3	3	Safety Invstgtv & Custdl
- RC2052	Sheriff Matl Specialist II	\$1,435	\$1,506	\$1,582	\$1,661	\$1,744	5	5	5	Safety Invstgtv & Custdl
- RC2051	Sheriff Matl Specialist I	\$1,321	\$1,387	\$1,457	\$1,530	\$1,606				Safety Invstgtv & Custdl
RO3011	Accounting Technician I	\$1,499	\$1,574	\$1,653	\$1,735	\$1,822	4	4	4	Office & Office Technical
RP0710	Custody Recreation Assistant	\$1,450	\$1,522	\$1,598	\$1,678	\$1,761	1	1	1	Safety Invstgtv & Custdl
- RP0722	Sheriff Inmate Labor Spec II	\$1,435	\$1,506	\$1,582	\$1,661	\$1,744	12	12	12	Safety Invstgtv & Custdl
- RP0721	Sheriff Inmate Labor Spec I	\$1,321	\$1,387	\$1,457	\$1,530	\$1,606				Safety Invstgtv & Custdl
- RC2041	Sheriff Central Servs Worker	\$1,076	\$1,130	\$1,187	\$1,246	\$1,308				Safety Invstgtv & Custdl
- RC2040	Sheriff Central Servs Asst	\$1,175	\$1,234	\$1,295	\$1,360	\$1,428				Safety Invstgtv & Custdl
RO6115	Office Assistant Specialist	\$1,328	\$1,394	\$1,464	\$1,537	\$1,614	3	3	3	Office & Office Technical
- RO6110	Senior Office Assistant	\$1,265	\$1,328	\$1,394	\$1,464	\$1,537	9	9	9	Office & Office Technical
- RO6105	Office Assistant	\$1,205	\$1,265	\$1,328	\$1,394	\$1,464				Office & Office Technical
							<b>298</b>	<b>298</b>	<b>298</b>	
							<b>Temporary (FTE)</b>	<b>2.6</b>	<b>2.6</b>	<b>2.6</b>
							<b>POSITION TOTAL</b>	<b>300.6</b>	<b>300.6</b>	<b>300.6</b>
<b>Budget Unit - 2022610000 Sheriff - LOC Comm Corr-AB109</b>										
RP1010	Sergeant	\$2,826	\$2,968	\$3,117	\$3,273	\$3,437	2	2	2	Correctional Officers
RP1003	Deputy Sheriff II	\$2,466	\$2,590	\$2,719	\$2,854	\$2,998	2	2	2	Sheriffs Non-Mngmnt
RP3001	Correctional Officer	\$2,039	\$2,142	\$2,248	\$2,361	\$2,478	16	16	16	Correctional Officers
RP0700	Inmate Case Worker	\$1,840	\$1,932	\$2,029	\$2,130	\$2,238	1	1	1	Safety Invstgtv & Custdl
RO3011	Accounting Technician I	\$1,499	\$1,574	\$1,653	\$1,735	\$1,822	1	1	1	Office & Office Technical

404

**COUNTY OF SAN JOAQUIN**

**POSITION BUDGET DETAIL  
FISCAL YEAR 2013-2014**

JOB CODE	POSITION TITLE	-----BIWEEKLY SALARY-----					ALLOCATED JUNE 2013	RECOMMENDED 2013-2014	ADOPTED 2013-2014	REPRESENTATION UNIT
		STEP 1	STEP 2	STEP 3	STEP 4	STEP 5				
RP0710	Custody Recreation Assistant	\$1,450	\$1,522	\$1,598	\$1,678	\$1,761	1	1	1	Safety Invstgtv & Custdl
RP0722	Sheriff Inmate Labor Spec II	\$1,435	\$1,506	\$1,582	\$1,661	\$1,744	2	2	2	Safety Invstgtv & Custdl
RO6115	Office Assistant Specialist	\$1,328	\$1,394	\$1,464	\$1,537	\$1,614	3	3	3	Office & Office Technical
RO6110	Senior Office Assistant	\$1,265	\$1,328	\$1,394	\$1,464	\$1,537	4	4	4	Office & Office Technical
							<b>32</b>	<b>32</b>	<b>32</b>	
								<b>0.5 *</b>	<b>0.5 *</b>	
							<b>32</b>	<b>32.5 *</b>	<b>32.5 *</b>	
<b>Budget Unit - 2022620000 Sheriff - Work Program</b>										
RP1010	Sergeant	\$2,826	\$2,968	\$3,117	\$3,273	\$3,437	1	1	1	Sheriffs Sergeants
- RP1003	Deputy Sheriff II	\$2,466	\$2,590	\$2,719	\$2,854	\$2,998	1	1	1	Sheriffs Non-Mngmnt
- RP1002	Deputy Sheriff I-Acad Certif	\$2,238	\$2,349	\$2,466	\$2,590	\$2,719				Sheriffs Non-Mngmnt
- RP1001	Deputy Sheriff I	\$2,238	\$2,349	\$2,466	\$2,590	\$2,719				Sheriffs Non-Mngmnt
- RP1000	Deputy Sheriff Trainee	\$2,009	\$2,110	\$2,215	\$2,326	\$2,442				Safety Invstgtv & Custdl
RP0651	Work Program Specialist II	\$1,422	\$1,492	\$1,567	\$1,645	\$1,727	2	2	2	Safety Invstgtv & Custdl
RP0650	Work Program Specialist I	\$1,308	\$1,374	\$1,442	\$1,514	\$1,590	5	6 *	6 *	Safety Invstgtv & Custdl
- RO6110	Senior Office Assistant	\$1,265	\$1,328	\$1,394	\$1,464	\$1,537				Office & Office Technical
- RO6105	Office Assistant	\$1,205	\$1,265	\$1,328	\$1,394	\$1,464				Office & Office Technical
							<b>9</b>	<b>10 *</b>	<b>10 *</b>	
							<b>9</b>	<b>10 *</b>	<b>10 *</b>	
<b>Budget Unit - 2022621000 Correctional Health Services</b>										
RH4325	Pharmacy Manager	\$4,366	\$4,585	\$4,814	\$5,054	\$5,306	1	1	1	Middle Management
RH4355	Pharmacist	\$3,922	\$4,118	\$4,325	\$4,541	\$4,768	1	1	1	Professional
- RH1163	Senior NursePractinr-Inpatient	\$4,059	\$4,262	\$4,475	\$4,698	\$4,934				Registered Nurses
- RH1162	Nurse Practitioner II-Inpatien	\$3,922	\$4,118	\$4,325	\$4,541	\$4,768				Registered Nurses
RH1161	Nurse Practitioner I - Inpatient	\$3,771	\$3,960	\$4,158	\$4,366	\$4,585	1	1	1	Registered Nurses

**COUNTY OF SAN JOAQUIN**

**POSITION BUDGET DETAIL  
FISCAL YEAR 2013-2014**

JOB CODE	POSITION TITLE	-----BIWEEKLY SALARY-----					ALLOCATED JUNE 2013	RECOMMENDED 2013-2014	ADOPTED 2013-2014	REPRESENTATION UNIT
		STEP 1	STEP 2	STEP 3	STEP 4	STEP 5				
EH2106	Deputy Director II-SJGH	\$3,735	\$3,922	\$4,118	\$4,325	\$4,541	1	1	1	Senior Management
RH1300	Nursing Department Manager	\$3,388	\$3,558	\$3,735	\$3,922	\$4,118	1	1	1	Middle Management
- RH1203	Senior Physician Assistant	\$3,355	\$3,523	\$3,699	\$3,885	\$4,079				Professional
RS2014	Chief Mental Health Clinician	\$3,195	\$3,355	\$3,523	\$3,699	\$3,885	1	1	1	Middle Management
- RH1202	Physician Assistant II	\$3,195	\$3,355	\$3,523	\$3,699	\$3,885				Professional
- RH1201	Physician Assistant I	\$3,042	\$3,195	\$3,355	\$3,523	\$3,699				Professional
- RH1105	Staff Nurse V Clincl Nrs-Inpat	\$3,338	\$3,506	\$3,681	\$3,866	\$4,059	2	2	2	Registered Nurses
- RH1104	Staff Nurse IV - Inpatient	\$3,148	\$3,306	\$3,471	\$3,645	\$3,827	8	8	8	Registered Nurses
- RH1103	Staff Nurse III -Inpatient	\$2,954	\$3,102	\$3,258	\$3,421	\$3,592	6	6	6	Registered Nurses
- RH1102	Staff Nurse II - Inpatient	\$2,854	\$2,998	\$3,148	\$3,306	\$3,471				Registered Nurses
- RH1101	Staff Nurse I - Inpatient	\$2,679	\$2,813	\$2,954	\$3,102	\$3,258				Registered Nurses
- RH1800	Registered Nurse	\$2,813	\$2,954	\$3,102	\$3,258	\$3,421				Registered Nurses
- RH2502	Senior Psychiatric Technician	\$1,718	\$1,804	\$1,894	\$1,990	\$2,090	3	3	3	ParaProfessional & Tech
- RH2002	Sr Licensed Vocational Nurse	\$1,678	\$1,761	\$1,849	\$1,942	\$2,039				ParaProfessional & Tech
- RH2001	Licensed Vocational Nurse	\$1,598	\$1,678	\$1,761	\$1,849	\$1,942	9	9	9	ParaProfessional & Tech
- RH2501	Psychiatric Technician	\$1,582	\$1,661	\$1,744	\$1,830	\$1,922	3	3	3	ParaProfessional & Tech
- RS2002	Mental Health Specialist II	\$1,582	\$1,661	\$1,744	\$1,830	\$1,922				ParaProfessional & Tech
- RS2001	Mental Health Specialist I	\$1,506	\$1,582	\$1,661	\$1,744	\$1,830				ParaProfessional & Tech
- RH2152	SpecialProceduresTechnician II	\$1,559	\$1,637	\$1,718	\$1,804	\$1,894				ParaProfessional & Tech
- RH2151	SpecialProceduresTechnician I	\$1,485	\$1,559	\$1,637	\$1,718	\$1,804				ParaProfessional & Tech
RB6001	Administrative Assistant I	\$1,849	\$1,942	\$2,039	\$2,142	\$2,248	1	1	1	ParaProfessional & Tech
RO3012	Accounting Technician II	\$1,735	\$1,822	\$1,913	\$2,009	\$2,110	1	1	1	Office & Office Technical
RO4203	Medical Records Technician II	\$1,718	\$1,804	\$1,894	\$1,990	\$2,090	1	1	1	Office & Office Technical
- RH4453	Pharmacy Technician III	\$1,499	\$1,574	\$1,653	\$1,735	\$1,822				ParaProfessional & Tech
- RH4452	Pharmacy Technician II	\$1,394	\$1,464	\$1,537	\$1,614	\$1,694	1	1	1	ParaProfessional & Tech
- RH4451	Pharmacy Technician I	\$1,328	\$1,394	\$1,464	\$1,537	\$1,614		1 *	1 *	ParaProfessional & Tech
- RH3040	Orthopedic Technician	\$1,422	\$1,492	\$1,567	\$1,645	\$1,727				ParaProfessional & Tech

**COUNTY OF SAN JOAQUIN**

**POSITION BUDGET DETAIL  
FISCAL YEAR 2013-2014**

JOB CODE	POSITION TITLE	-----BIWEEKLY SALARY-----					ALLOCATED JUNE 2013	RECOMMENDED 2013-2014	ADOPTED 2013-2014	REPRESENTATION UNIT
		STEP 1	STEP 2	STEP 3	STEP 4	STEP 5				
RC2011	Storekeeper I	\$1,422	\$1,492	\$1,567	\$1,645	\$1,727	1	1	1	Trades Labor & Institutnl
- RO6110	Senior Office Assistant	\$1,265	\$1,328	\$1,394	\$1,464	\$1,537	3	3	3	Office & Office Technical
- RO6105	Office Assistant	\$1,205	\$1,265	\$1,328	\$1,394	\$1,464	2	2	2	Office & Office Technical
- RH3030	Operating Room Technician I	\$1,258	\$1,321	\$1,387	\$1,457	\$1,530				ParaProfessional & Tech
- RH3200	Outpatient Clinic Assistant	\$1,193	\$1,252	\$1,314	\$1,381	\$1,450	4	4	4	ParaProfessional & Tech
- RH3001	Nursing Assistant	\$1,153	\$1,210	\$1,270	\$1,334	\$1,401				ParaProfessional & Tech
- RH3000	Nursing Assistant Trainee	\$1,030	\$1,082	\$1,136	\$1,193	\$1,252				ParaProfessional & Tech
RC2000	Stock Clerk I	\$1,142	\$1,198	\$1,258	\$1,321	\$1,387	1	1	1	Trades Labor & Institutnl
RF0300	Housekeeping Service Worker	\$1,087	\$1,142	\$1,198	\$1,258	\$1,321	1	1	1	Trades Labor & Institutnl
	<b>ALLOCATED TOTAL</b>						<b>53</b>	<b>54 *</b>	<b>54 *</b>	
	<b>Temporary (FTE)</b>						<b>17.2</b>	<b>13.4 *</b>	<b>13.4 *</b>	
	<b>POSITION TOTAL</b>						<b>70.2</b>	<b>67.4 *</b>	<b>67.4 *</b>	
<b>Budget Unit - 2022700000 Probation - Juvenile</b>										
RM1050	AsstDeptyChiefProbationOffic	\$3,027	\$3,179	\$3,338	\$3,506	\$3,681	1	1	1	Middle Management
RP2004	Probation Unit Supervisor	\$2,564	\$2,692	\$2,826	\$2,968	\$3,117	7	8 *	8 *	Probation Officers
RP2003	Probation Officer III	\$2,183	\$2,293	\$2,407	\$2,527	\$2,654	11	11	11	Probation Officers
- RP2002	Probation Officer II	\$1,980	\$2,079	\$2,183	\$2,293	\$2,407	13	13	13	Probation Officers
- RP2001	Probation Officer I	\$1,727	\$1,813	\$1,904	\$1,999	\$2,099	6	6	6	Probation Officers
RS3001	Senior Social Worker	\$1,770	\$1,858	\$1,951	\$2,049	\$2,152				ParaProfessional & Tech
RS3000	Social Worker	\$1,530	\$1,606	\$1,686	\$1,770	\$1,858		2 *	2 *	ParaProfessional & Tech
RO2000	Office Secretary	\$1,401	\$1,470	\$1,544	\$1,622	\$1,702	1	1	1	Office & Office Technical
RO1000	Office Supervisor	\$1,401	\$1,470	\$1,544	\$1,622	\$1,702	1	1	1	Supervisors Unit
RO6115	Office Assistant Specialist	\$1,328	\$1,394	\$1,464	\$1,537	\$1,614	1	1	1	Office & Office Technical
- RO6110	Senior Office Assistant	\$1,265	\$1,328	\$1,394	\$1,464	\$1,537	12	12	12	Office & Office Technical
- RO6105	Office Assistant	\$1,205	\$1,265	\$1,328	\$1,394	\$1,464				Office & Office Technical
	<b>ALLOCATED TOTAL</b>						<b>53</b>	<b>56 *</b>	<b>56 *</b>	

**COUNTY OF SAN JOAQUIN**

**POSITION BUDGET DETAIL  
FISCAL YEAR 2013-2014**

JOB CODE	POSITION TITLE	-----BIWEEKLY SALARY-----					ALLOCATED JUNE 2013	RECOMMENDED 2013-2014	ADOPTED 2013-2014	REPRESENTATION UNIT
		STEP 1	STEP 2	STEP 3	STEP 4	STEP 5				
					Temporary (FTE)	5.9	5.9	5.9		
					POSITION TOTAL	58.9	61.9 *	61.9 *		
<b>Budget Unit - 2022702000 Probation - Adult</b>										
RM1050	Asst Deputy Chief Probation Officer	\$3,027	\$3,179	\$3,338	\$3,506	\$3,681	1	1	1	Middle Management
RP2004	Probation Unit Supervisor	\$2,564	\$2,692	\$2,826	\$2,968	\$3,117	5	5	5	Probation Officers
RP2003	Probation Officer III	\$2,183	\$2,293	\$2,407	\$2,527	\$2,654	6	6	6	Probation Officers
- RP2002	Probation Officer II	\$1,980	\$2,079	\$2,183	\$2,293	\$2,407	22	22	22	Probation Officers
- RP2001	Probation Officer I	\$1,727	\$1,813	\$1,904	\$1,999	\$2,099	10	9 *	9 *	Probation Officers
RO2000	Office Secretary	\$1,401	\$1,470	\$1,544	\$1,622	\$1,702	1	1	1	Office & Office Technical
RO1000	Office Supervisor	\$1,401	\$1,470	\$1,544	\$1,622	\$1,702	1	1	1	Supervisors Unit
RO6115	Office Assistant Specialist	\$1,328	\$1,394	\$1,464	\$1,537	\$1,614	5	5	5	Office & Office Technical
- RO6110	Senior Office Assistant	\$1,265	\$1,328	\$1,394	\$1,464	\$1,537	14	14	14	Office & Office Technical
- RO6105	Office Assistant	\$1,205	\$1,265	\$1,328	\$1,394	\$1,464				Office & Office Technical
							<b>ALLOCATED TOTAL</b>	<b>65</b>	<b>64 *</b>	<b>64 *</b>
							<b>POSITION TOTAL</b>	<b>65</b>	<b>64 *</b>	<b>64 *</b>
<b>Budget Unit - 2022702300 Probation - Adult SB678</b>										
RP2004	Probation Unit Supervisor	\$2,564	\$2,692	\$2,826	\$2,968	\$3,117	2	2	2	Probation Officers
RP2003	Probation Officer III	\$2,183	\$2,293	\$2,407	\$2,527	\$2,654	2	2	2	Probation Officers
RP2002	Probation Officer II	\$1,980	\$2,079	\$2,183	\$2,293	\$2,407	5	5	5	Probation Officers
RP2001	Probation Officer I	\$1,727	\$1,813	\$1,904	\$1,999	\$2,099				Probation Officers
RO6110	Senior Office Assistant	\$1,265	\$1,328	\$1,394	\$1,464	\$1,537	1	1	1	Office & Office Technical
							<b>ALLOCATED TOTAL</b>	<b>10</b>	<b>10</b>	<b>10</b>
							<b>POSITION TOTAL</b>	<b>10</b>	<b>10</b>	<b>10</b>

**COUNTY OF SAN JOAQUIN**

**POSITION BUDGET DETAIL  
FISCAL YEAR 2013-2014**

JOB CODE	POSITION TITLE	-----BIWEEKLY SALARY-----					ALLOCATED JUNE 2013	RECOMMENDED 2013-2014	ADOPTED 2013-2014	REPRESENTATION UNIT
		STEP 1	STEP 2	STEP 3	STEP 4	STEP 5				
<b>Budget Unit - 2022702510 Probation - LOC Comm Corr-AB109</b>										
RM1050	AsstDeptyChiefProbationOffic	\$3,027	\$3,179	\$3,338	\$3,506	\$3,681	1	1	1	Middle Management
RP2004	Probation Unit Supervisor	\$2,564	\$2,692	\$2,826	\$2,968	\$3,117	2	2	2	Probation Officers
RB4003	Accountant III	\$2,314	\$2,430	\$2,552	\$2,679	\$2,813	1	1	1	ParaProfessional & Tech
RP2003	Probation Officer III	\$2,183	\$2,293	\$2,407	\$2,527	\$2,654	7	7	7	Probation Officers
RP2002	Probation Officer II	\$1,980	\$2,079	\$2,183	\$2,293	\$2,407	15	15	15	Probation Officers
RB6511	Management Analyst I	\$1,813	\$1,904	\$1,999	\$2,099	\$2,205	1	1	1	ParaProfessional & Tech
RO2000	Office Secretary	\$1,401	\$1,470	\$1,544	\$1,622	\$1,702	1	1	1	Office & Office Technical
RO6115	Office Assistant Specialist	\$1,328	\$1,394	\$1,464	\$1,537	\$1,614	1	1	1	Office & Office Technical
RO6110	Senior Office Assistant	\$1,265	\$1,328	\$1,394	\$1,464	\$1,537	2	2	2	Office & Office Technical
<b>ALLOCATED TOTAL</b>							<b>31</b>	<b>31</b>	<b>31</b>	
<b>POSITION TOTAL</b>							<b>31</b>	<b>31</b>	<b>31</b>	
<b>Budget Unit - 2022745000 Probation - Administration</b>										
HP1400	County Probation Officer	\$5,180	\$5,438	\$5,710	\$5,996	\$6,295	1	1	1	Executive
EL2400	Asst County Probation Officer	\$4,262	\$4,475	\$4,698	\$4,934	\$5,180	1	1	1	Senior Management
RP2005	Deputy Chief Probation Officer	\$3,827	\$4,019	\$4,220	\$4,431	\$4,653	2	2	2	Middle Management
RM0225	Management Services Admin	\$3,164	\$3,322	\$3,489	\$3,663	\$3,846	1	1	1	Confidential
RP2004	Probation Unit Supervisor	\$2,564	\$2,692	\$2,826	\$2,968	\$3,117	1	1	1	Probation Officers
RP2003	Probation Officer III	\$2,183	\$2,293	\$2,407	\$2,527	\$2,654	1	1	1	Probation Officers
- RP2002	Probation Officer II	\$1,980	\$2,079	\$2,183	\$2,293	\$2,407				Probation Officers
- RP2001	Probation Officer I	\$1,727	\$1,813	\$1,904	\$1,999	\$2,099				Probation Officers
RB4002	Accountant II	\$2,049	\$2,152	\$2,259	\$2,372	\$2,490	1	1	1	ParaProfessional & Tech
RO3012	Accounting Technician II	\$1,735	\$1,822	\$1,913	\$2,009	\$2,110	2	2	2	Office & Office Technical
RO1500	Senior Administrative Spvr	\$1,630	\$1,710	\$1,796	\$1,886	\$1,980	1	1	1	Supervisors Unit
RO3011	Accounting Technician I	\$1,499	\$1,574	\$1,653	\$1,735	\$1,822	1	1	1	Office & Office Technical
RO6120	Department Payroll Specialist	\$1,328	\$1,394	\$1,464	\$1,537	\$1,614	2	2	2	Office & Office Technical

**COUNTY OF SAN JOAQUIN**

**POSITION BUDGET DETAIL  
FISCAL YEAR 2013-2014**

JOB CODE	POSITION TITLE	-----BIWEEKLY SALARY-----					ALLOCATED JUNE 2013	RECOMMENDED 2013-2014	ADOPTED 2013-2014	REPRESENTATION UNIT
		STEP 1	STEP 2	STEP 3	STEP 4	STEP 5				
<b>ALLOCATED TOTAL</b>						<b>14</b>	<b>14</b>	<b>14</b>		
<b>Temporary (FTE)</b>						<b>1.4</b>	<b>1.4</b>	<b>1.4</b>		
<b>POSITION TOTAL</b>						<b>15.4</b>	<b>15.4</b>	<b>15.4</b>		
<b>Budget Unit - 2022785000 Probation - Juvenile-Suppl AB109</b>										
RP2004	Probation Unit Supervisor	\$2,564	\$2,692	\$2,826	\$2,968	\$3,117	1	1	1	Probation Officers
RP2003	Probation Officer III	\$2,183	\$2,293	\$2,407	\$2,527	\$2,654	2	3 *	3 *	Probation Officers
- RP2002	Probation Officer II	\$1,980	\$2,079	\$2,183	\$2,293	\$2,407	5	5	5	Probation Officers
- RP2001	Probation Officer I	\$1,727	\$1,813	\$1,904	\$1,999	\$2,099		2 *	2 *	Probation Officers
<b>ALLOCATED TOTAL</b>						<b>8</b>	<b>11 *</b>	<b>11 *</b>		
<b>POSITION TOTAL</b>						<b>8</b>	<b>11 *</b>	<b>11 *</b>		
<b>Budget Unit - 2022800000 Probation - Juvenile Detention</b>										
RM1050	Asst Depty Chief Probation Officer	\$3,027	\$3,179	\$3,338	\$3,506	\$3,681	2	2	2	Middle Management
RP2004	Probation Unit Supervisor	\$2,564	\$2,692	\$2,826	\$2,968	\$3,117	3	3	3	Probation Officers
RP2003	Probation Officer III	\$2,183	\$2,293	\$2,407	\$2,527	\$2,654	6	6	6	Probation Officers
RP2515	Juvenile Facility Supervisor	\$2,173	\$2,282	\$2,395	\$2,515	\$2,641	7	7	7	Safety Invstgtv & Custdl
RP2510	Juvenile Detention Unit Suprv	\$1,942	\$2,039	\$2,142	\$2,248	\$2,361	24	24	24	Safety Invstgtv & Custdl
- RP2002	Probation Officer II	\$1,980	\$2,079	\$2,183	\$2,293	\$2,407	7	7	7	Probation Officers
- RP2001	Probation Officer I	\$1,727	\$1,813	\$1,904	\$1,999	\$2,099				Probation Officers
- RP2506	Juvenile Detention Officer	\$1,744	\$1,830	\$1,922	\$2,019	\$2,120	54	54	54	Safety Invstgtv & Custdl
- RP2505	Juvenile Detention Officer Asst	\$1,567	\$1,645	\$1,727	\$1,813	\$1,904	18	18	18	Safety Invstgtv & Custdl
RO2000	Office Secretary	\$1,401	\$1,470	\$1,544	\$1,622	\$1,702	1	1	1	Office & Office Technical
RO6115	Office Assistant Specialist	\$1,328	\$1,394	\$1,464	\$1,537	\$1,614	1	1	1	Office & Office Technical
- RO6110	Senior Office Assistant	\$1,265	\$1,328	\$1,394	\$1,464	\$1,537	3	3	3	Office & Office Technical
- RO6105	Office Assistant	\$1,205	\$1,265	\$1,328	\$1,394	\$1,464				Office & Office Technical
RC2001	Stock Clerk II	\$1,258	\$1,321	\$1,387	\$1,457	\$1,530	1	1	1	Trades Labor & Institutnl

**COUNTY OF SAN JOAQUIN**

**POSITION BUDGET DETAIL  
FISCAL YEAR 2013-2014**

JOB CODE	POSITION TITLE	-----BIWEEKLY SALARY-----					ALLOCATED JUNE 2013	RECOMMENDED 2013-2014	ADOPTED 2013-2014	REPRESENTATION UNIT
		STEP 1	STEP 2	STEP 3	STEP 4	STEP 5				
RO5501	Mail Clerk	\$1,130	\$1,187	\$1,246	\$1,308	\$1,374	1	1	1	Office & Office Technical
<b>ALLOCATED TOTAL</b>						<b>128</b>	<b>128</b>	<b>128</b>		
<b>Temporary (FTE)</b>						<b>7.7</b>	<b>7.7</b>	<b>7.7</b>		
<b>POSITION TOTAL</b>						<b>135.7</b>	<b>135.7</b>	<b>135.7</b>		
<b>Budget Unit - 2023040000 Flood Control Engineering</b>										
EC2165	Engineering Services Manager	\$3,827	\$4,019	\$4,220	\$4,431	\$4,653	1	1	1	Senior Management
- RE1004	Engineer IV	\$2,968	\$3,117	\$3,273	\$3,437	\$3,609				Professional
- RE1003	Engineer III	\$2,759	\$2,898	\$3,042	\$3,195	\$3,355	2	2	2	Professional
- RE1002	Engineer II	\$2,564	\$2,692	\$2,826	\$2,968	\$3,117				Professional
- RE1001	Engineer I	\$2,215	\$2,326	\$2,442	\$2,564	\$2,692				Professional
- RB6512	Management Analyst II	\$2,442	\$2,564	\$2,692	\$2,826	\$2,968	1	1	1	ParaProfessional & Tech
- RB6511	Management Analyst I	\$1,813	\$1,904	\$1,999	\$2,099	\$2,205				ParaProfessional & Tech
- RB6002	Administrative Assistant II	\$2,120	\$2,226	\$2,338	\$2,454	\$2,577	1	1	1	ParaProfessional & Tech
- RB6001	Administrative Assistant I	\$1,849	\$1,942	\$2,039	\$2,142	\$2,248				ParaProfessional & Tech
- RB6000	Junior Administrative Asst	\$1,678	\$1,761	\$1,849	\$1,942	\$2,039				ParaProfessional & Tech
RE0112	Engineering Assistant II	\$2,248	\$2,361	\$2,478	\$2,602	\$2,732	1	1	1	ParaProfessional & Tech
- RE0101	Senior Engineering Aide	\$1,702	\$1,787	\$1,876	\$1,970	\$2,070				ParaProfessional & Tech
- RE0100	Engineering Aide	\$1,435	\$1,506	\$1,582	\$1,661	\$1,744				ParaProfessional & Tech
RO6115	Office Assistant Specialist	\$1,328	\$1,394	\$1,464	\$1,537	\$1,614	1	1	1	Office & Office Technical
<b>ALLOCATED TOTAL</b>						<b>7</b>	<b>7</b>	<b>7</b>		
<b>POSITION TOTAL</b>						<b>7</b>	<b>7</b>	<b>7</b>		
<b>Budget Unit - 2023060000 Water Resources</b>										
EC2155	Water Resource Coord	\$3,827	\$4,019	\$4,220	\$4,431	\$4,653	1	1	1	Senior Management
RE1005	Engineer V	\$3,471	\$3,645	\$3,827	\$4,019	\$4,220	1	1	1	Middle Management
- RE1004	Engineer IV	\$2,968	\$3,117	\$3,273	\$3,437	\$3,609				Professional

**COUNTY OF SAN JOAQUIN**

**POSITION BUDGET DETAIL  
FISCAL YEAR 2013-2014**

JOB CODE	POSITION TITLE	-----BIWEEKLY SALARY-----					ALLOCATED JUNE 2013	RECOMMENDED 2013-2014	ADOPTED 2013-2014	REPRESENTATION UNIT
		STEP 1	STEP 2	STEP 3	STEP 4	STEP 5				
- RE1003	Engineer III	\$2,759	\$2,898	\$3,042	\$3,195	\$3,355	1	1	1	Professional
- RE1002	Engineer II	\$2,564	\$2,692	\$2,826	\$2,968	\$3,117				Professional
- RE1001	Engineer I	\$2,215	\$2,326	\$2,442	\$2,564	\$2,692				Professional
RM0226	Management Analyst III	\$2,983	\$3,133	\$3,290	\$3,454	\$3,627	1	1	1	Middle Management
- RB6512	Management Analyst II	\$2,442	\$2,564	\$2,692	\$2,826	\$2,968				ParaProfessional & Tech
- RB6511	Management Analyst I	\$1,813	\$1,904	\$1,999	\$2,099	\$2,205	1	1	1	ParaProfessional & Tech
RE0111	Engineering Assistant I	\$1,894	\$1,990	\$2,090	\$2,194	\$2,303	1	1	1	ParaProfessional & Tech
- RB6001	Administrative Assistant I	\$1,849	\$1,942	\$2,039	\$2,142	\$2,248	2	1 *	1 *	ParaProfessional & Tech
- RB6000	Junior Administrative Asst	\$1,678	\$1,761	\$1,849	\$1,942	\$2,039				ParaProfessional & Tech
							<b>8</b>	<b>7 *</b>	<b>7 *</b>	
							<b>8</b>	<b>7 *</b>	<b>7 *</b>	
<b>Budget Unit - 2024100000 Flood Channel Maintenance</b>										
RM0335	Channel Maint Superintendent	\$2,869	\$3,013	\$3,164	\$3,322	\$3,489	1	1	1	Middle Management
RC1000	General Foreman	\$2,183	\$2,293	\$2,407	\$2,527	\$2,654	1	1	1	Middle Management
RC1005	Equipment Operator Foreman	\$1,990	\$2,090	\$2,194	\$2,303	\$2,418	1	1	1	Trades Labor & Institutnl
RE0111	Senior Engineering Aide	\$1,894	\$1,990	\$2,090	\$2,194	\$2,303	1	1	1	ParaProfessional & Tech
RC0420	Welder	\$1,858	\$1,951	\$2,049	\$2,152	\$2,259	1	1	1	Trades Labor & Institutnl
RC0652	Equipment Operator II	\$1,830	\$1,922	\$2,019	\$2,120	\$2,226	5	5	5	Trades Labor & Institutnl
RC0651	Equipment Operator I	\$1,661	\$1,744	\$1,830	\$1,922	\$2,019	9	9	9	Trades Labor & Institutnl
RC0572	Pest Abatement Operator II	\$1,537	\$1,614	\$1,694	\$1,778	\$1,867	1	1	1	Trades Labor & Institutnl
- RC0501	Highway Maintenance Worker	\$1,522	\$1,598	\$1,678	\$1,761	\$1,849	7	7	7	Trades Labor & Institutnl
- RC0500	Maintenance Worker	\$1,347	\$1,414	\$1,485	\$1,559	\$1,637	4	4	4	Trades Labor & Institutnl
- RB6001	Administrative Assistant I	\$1,849	\$1,942	\$2,039	\$2,142	\$2,248				ParaProfessional & Tech
- RB6000	Junior Administrative Asst	\$1,678	\$1,761	\$1,849	\$1,942	\$2,039				ParaProfessional & Tech
RO6700	Office Technician/Coordinator	\$1,401	\$1,470	\$1,544	\$1,622	\$1,702	1	1	1	Office & Office Technical
							<b>32</b>	<b>32</b>	<b>32</b>	

**COUNTY OF SAN JOAQUIN**

**POSITION BUDGET DETAIL  
FISCAL YEAR 2013-2014**

JOB CODE	POSITION TITLE	-----BIWEEKLY SALARY-----					ALLOCATED JUNE 2013	RECOMMENDED 2013-2014	ADOPTED 2013-2014	REPRESENTATION UNIT
		STEP 1	STEP 2	STEP 3	STEP 4	STEP 5				
							Temporary (FTE)	2.2	2.2	2.2
							POSITION TOTAL	34.2	34.2	34.2
<b>Budget Unit - 2024700000 Agricultural Commissioner</b>										
HA1100	Agricultural Commissioner/Sealer	\$3,809	\$3,999	\$4,199	\$4,409	\$4,630	1	1	1	Executive
EA2200	Asst Agricultural Commissioner	\$3,072	\$3,226	\$3,388	\$3,558	\$3,735	1	1	1	Senior Management
RM0120	Deputy Agricultural Commissioner	\$2,732	\$2,869	\$3,013	\$3,164	\$3,322	4	4	4	Middle Management
RI1102	Dept Info Systems Analyst II	\$2,590	\$2,719	\$2,854	\$2,998	\$3,148	1	1	1	Professional
- RA0153	Senior Agricultural Biologist	\$1,990	\$2,090	\$2,194	\$2,303	\$2,418	11	11	11	Professional
- RA0152	Agricultural Biologist II	\$1,804	\$1,894	\$1,990	\$2,090	\$2,194	2	2	2	Professional
- RA0151	Agricultural Biologist I	\$1,637	\$1,718	\$1,804	\$1,894	\$1,990	5	5	5	Professional
RO3012	Accounting Technician II	\$1,735	\$1,822	\$1,913	\$2,009	\$2,110	1	1	1	Office & Office Technical
RO3011	Accounting Technician I	\$1,499	\$1,574	\$1,653	\$1,735	\$1,822	1	1	1	Office & Office Technical
RO2050	Administrative Secretary	\$1,499	\$1,574	\$1,653	\$1,735	\$1,822	1	1	1	Office & Office Technical
RO6115	Office Assistant Specialist	\$1,328	\$1,394	\$1,464	\$1,537	\$1,614	1	1	1	Office & Office Technical
- RO6110	Senior Office Assistant	\$1,265	\$1,328	\$1,394	\$1,464	\$1,537	5	5	5	Office & Office Technical
- RO6105	Office Assistant	\$1,205	\$1,265	\$1,328	\$1,394	\$1,464	1	1	1	Office & Office Technical
							ALLOCATED TOTAL	35	35	35
							Temporary (FTE)	16.3	11.6 *	11.6 *
							POSITION TOTAL	51.3	46.6 *	46.6 *
<b>Budget Unit - 2024701000 Glassy-Winged Sharpshooter Prevention</b>										
							Temporary (FTE)	4.3	4.3	4.3
							POSITION TOTAL	4.3	4.3	4.3
<b>Budget Unit - 2024900000 Sealer of Weights &amp; Measures</b>										
RM0110	Deputy Sealer Of Weights & Meas	\$2,732	\$2,869	\$3,013	\$3,164	\$3,322	1	1	1	Middle Management

COUNTY OF SAN JOAQUIN

POSITION BUDGET DETAIL  
FISCAL YEAR 2013-2014

JOB CODE	POSITION TITLE	BIWEEKLY SALARY					ALLOCATED JUNE 2013	RECOMMENDED 2013-2014	ADOPTED 2013-2014	REPRESENTATION UNIT
		STEP 1	STEP 2	STEP 3	STEP 4	STEP 5				
- RA0401	Weights & Measures Inspector II	\$1,702	\$1,787	\$1,876	\$1,970	\$2,070	4	4	4	ParaProfessional & Tech
- RA0400	Weights & Measures Inspector I	\$1,622	\$1,702	\$1,787	\$1,876	\$1,970				ParaProfessional & Tech
							<b>5</b>	<b>5</b>	<b>5</b>	
							<b>5</b>	<b>5</b>	<b>5</b>	
<b>Budget Unit - 2025600000 Community Development Services</b>										
HE1100	Director of Community Development	\$5,104	\$5,358	\$5,626	\$5,908	\$6,203	1	1	1	Executive
EE2100	Chief Deputy Dir of Dev Services	\$4,199	\$4,409	\$4,630	\$4,861	\$5,104	1	*	*	Senior Management
EC2150	Deputy Dir Bldg Inspection	\$3,735	\$3,922	\$4,118	\$4,325	\$4,541	1	1	1	Senior Management
RI4006	Geographic Info Systems	\$3,754	\$3,942	\$4,138	\$4,346	\$4,562	1	1	1	Middle Management
RE2003	Principal Planner	\$3,699	\$3,885	\$4,079	\$4,283	\$4,497	1	1	1	Middle Management
RI1011	Dept Information Systems Manager	\$3,574	\$3,754	\$3,942	\$4,138	\$4,346	1	1	1	Middle Management
RE0305	Community Development Cntr	\$3,226	\$3,388	\$3,558	\$3,735	\$3,922	1	1	1	Middle Management
RI4203	Principal Geographic Info Sys Anlyst	\$3,102	\$3,258	\$3,421	\$3,592	\$3,771	1	1	1	Professional
RE2004	Senior Planner	\$2,998	\$3,148	\$3,306	\$3,471	\$3,645	4	4	4	Middle Management
RE1102	Senior Plan Check Engineer	\$2,786	\$2,926	\$3,072	\$3,226	\$3,388	1	1	1	Supervisors Unit
- RI4202	Sr Geographic Info Sys Analyst	\$2,719	\$2,854	\$2,998	\$3,148	\$3,306	1	1	1	Professional
- RI4201	Assoc Geographic Info Sys Analyst	\$2,215	\$2,326	\$2,442	\$2,564	\$2,692				Professional
RP6030	Fire Services Coordinator	\$2,515	\$2,641	\$2,773	\$2,911	\$3,058	1	1	1	ParaProfessional & Tech
RC0103	Senior Building Inspector	\$2,503	\$2,628	\$2,759	\$2,898	\$3,042	4	4	4	Supervisors Unit
- RE2002	Associate Planner	\$2,338	\$2,454	\$2,577	\$2,706	\$2,841	2	3 *	3 *	Professional
- RE2001	Assistant Planner	\$1,922	\$2,019	\$2,120	\$2,226	\$2,338				Professional
RE4003	Sr Code Enforcement Officer	\$2,270	\$2,384	\$2,503	\$2,628	\$2,759	1	1	1	Safety Invstgtv & Custdl
- RC0102	Building Inspector II	\$2,270	\$2,384	\$2,503	\$2,628	\$2,759	1	2 *	2 *	ParaProfessional & Tech
- RC0101	Building Inspector I	\$2,162	\$2,270	\$2,384	\$2,503	\$2,628				ParaProfessional & Tech
RE1100	Plan Check Engineer I	\$2,183	\$2,293	\$2,407	\$2,527	\$2,654		1 *	1 *	Professional
RI1303	Dept Info Systems Spec III	\$2,152	\$2,259	\$2,372	\$2,490	\$2,615	1	1	1	ParaProfessional & Tech

414

**COUNTY OF SAN JOAQUIN**

**POSITION BUDGET DETAIL  
FISCAL YEAR 2013-2014**

415

JOB CODE	POSITION TITLE	-----BIWEEKLY SALARY-----					ALLOCATED JUNE 2013	RECOMMENDED 2013-2014	ADOPTED 2013-2014	REPRESENTATION UNIT
		STEP 1	STEP 2	STEP 3	STEP 4	STEP 5				
RE4002	Code Enforcement Officer II	\$2,130	\$2,238	\$2,349	\$2,466	\$2,590	2	2	2	Safety Invstgtv & Custdl
RB6002	Administrative Assistant II	\$2,120	\$2,226	\$2,338	\$2,454	\$2,577	1	1	1	ParaProfessional & Tech
- RI4102	Geographic Info Systems Spec II	\$1,999	\$2,099	\$2,205	\$2,314	\$2,430	1	1	1	ParaProfessional & Tech
- RI4101	Geographic Info Systems Spec I	\$1,813	\$1,904	\$1,999	\$2,099	\$2,205				ParaProfessional & Tech
RE0301	Development Services Sr Tech	\$1,830	\$1,922	\$2,019	\$2,120	\$2,226	2	2	2	ParaProfessional & Tech
RO3012	Accounting Technician II	\$1,735	\$1,822	\$1,913	\$2,009	\$2,110	1	1	1	Office & Office Technical
RE0300	Development Services Technician	\$1,661	\$1,744	\$1,830	\$1,922	\$2,019	1	2 *	2 *	ParaProfessional & Tech
RO6115	Office Assistant Specialist	\$1,328	\$1,394	\$1,464	\$1,537	\$1,614		1 *	1 *	Office & Office Technical
- RO6110	Senior Office Assistant	\$1,265	\$1,328	\$1,394	\$1,464	\$1,537	4	4	4	Office & Office Technical
- RO6105	Office Assistant	\$1,205	\$1,265	\$1,328	\$1,394	\$1,464				Office & Office Technical
							<b>ALLOCATED TOTAL</b>	<b>36</b>	<b>40 *</b>	<b>40 *</b>
							<b>POSITION TOTAL</b>	<b>36</b>	<b>40 *</b>	<b>40 *</b>
<b>Budget Unit - 2025700000 Sheriff - Public Administrator</b>										
RM0245	Chief Deputy Public Administrator	\$2,679	\$2,813	\$2,954	\$3,102	\$3,258	1	1	1	Middle Management
RM0240	Deputy Public Administrator I	\$1,761	\$1,849	\$1,942	\$2,039	\$2,142	2	2	2	ParaProfessional & Tech
RO3012	Accounting Technician II	\$1,735	\$1,822	\$1,913	\$2,009	\$2,110	1	1	1	Office & Office Technical
							<b>ALLOCATED TOTAL</b>	<b>4</b>	<b>4</b>	<b>4</b>
							<b>POSITION TOTAL</b>	<b>4</b>	<b>4</b>	<b>4</b>
<b>Budget Unit - 2025900000 Recorder-County Clerk</b>										
RM0910	Rcrd-Cnty Clerk Operations	\$2,395	\$2,515	\$2,641	\$2,773	\$2,911	1	1	1	Middle Management
RB6001	Administrative Assistant I	\$1,849	\$1,942	\$2,039	\$2,142	\$2,248		1 *	1 *	ParaProfessional & Tech
RO3012	Accounting Technician II	\$1,735	\$1,822	\$1,913	\$2,009	\$2,110	1	1	1	Office & Office Technical
RO4401	Sr Recordable Documents Examiner	\$1,630	\$1,710	\$1,796	\$1,886	\$1,980	1	1	1	Supervisors Unit
RO4400	Recordable Documents	\$1,492	\$1,567	\$1,645	\$1,727	\$1,813	4	5 *	5 *	Office & Office Technical
RO5020	Legal Documents Clerk	\$1,408	\$1,478	\$1,552	\$1,630	\$1,710	1	*	*	Office & Office Technical

COUNTY OF SAN JOAQUIN

POSITION BUDGET DETAIL  
FISCAL YEAR 2013-2014

416

JOB CODE	POSITION TITLE	BIWEEKLY SALARY					ALLOCATED JUNE 2013	RECOMMENDED 2013-2014	ADOPTED 2013-2014	REPRESENTATION UNIT
		STEP 1	STEP 2	STEP 3	STEP 4	STEP 5				
RO1000	Office Supervisor	\$1,401	\$1,470	\$1,544	\$1,622	\$1,702	2	2	2	Supervisors Unit
RO4405	Recordable Documents Indexer	\$1,265	\$1,328	\$1,394	\$1,464	\$1,537	5	8 *	8 *	Office & Office Technical
- RO6110	Senior Office Assistant	\$1,265	\$1,328	\$1,394	\$1,464	\$1,537	8	8	8	Office & Office Technical
- RO6105	Office Assistant	\$1,205	\$1,265	\$1,328	\$1,394	\$1,464				Office & Office Technical
							<b>23</b>	<b>27 *</b>	<b>27 *</b>	
							<b>23</b>	<b>27 *</b>	<b>27 *</b>	
<b>Budget Unit - 2025901000 Recorders - Equipment Automation</b>										
- RI1102	Dept Info Systems Analyst II	\$2,590	\$2,719	\$2,854	\$2,998	\$3,148	1	*	*	Professional
- RI1101	Dept Info Systems Analyst I	\$2,110	\$2,215	\$2,326	\$2,442	\$2,564				Professional
RO4400	Recordable Documents	\$1,492	\$1,567	\$1,645	\$1,727	\$1,813	1	*	*	Office & Office Technical
RO1000	Office Supervisor	\$1,401	\$1,470	\$1,544	\$1,622	\$1,702	1	*	*	Supervisors Unit
RO4405	Recordable Documents Indexer	\$1,265	\$1,328	\$1,394	\$1,464	\$1,537	3	*	*	Office & Office Technical
- RO6110	Senior Office Assistant	\$1,265	\$1,328	\$1,394	\$1,464	\$1,537	1	*	*	Office & Office Technical
- RO6105	Office Assistant	\$1,205	\$1,265	\$1,328	\$1,394	\$1,464				Office & Office Technical
							<b>7</b>	<b>*</b>	<b>*</b>	
							<b>0.5</b>	<b>*</b>	<b>*</b>	
							<b>7.5</b>	<b>*</b>	<b>*</b>	
<b>Budget Unit - 2026000000 Emergency Services</b>										
EB1805	Director- Emergency Operations	\$3,027	\$3,179	\$3,338	\$3,506	\$3,681	1	1	1	Senior Management
RP0602	Emergency Planner	\$2,039	\$2,142	\$2,248	\$2,361	\$2,478	3	3	3	ParaProfessional & Tech
- RO6110	Senior Office Assistant	\$1,265	\$1,328	\$1,394	\$1,464	\$1,537	1	1	1	Office & Office Technical
- RO6105	Office Assistant	\$1,205	\$1,265	\$1,328	\$1,394	\$1,464				Office & Office Technical
RO3011	Accounting Technician I	\$1,499	\$1,574	\$1,653	\$1,735	\$1,822	1 *		1 *	Office & Office Technical
- RP6012	HazardousMaterialSpecialist II	\$1,932	\$2,029	\$2,130	\$2,238	\$2,349				Safety Invstgtv & Custdl
- RP6011	HazardousMaterialSpecialist I	\$1,840	\$1,932	\$2,029	\$2,130	\$2,238				Safety Invstgtv & Custdl

COUNTY OF SAN JOAQUIN

POSITION BUDGET DETAIL  
FISCAL YEAR 2013-2014

JOB CODE	POSITION TITLE	-----BIWEEKLY SALARY-----					ALLOCATED JUNE 2013	RECOMMENDED 2013-2014	ADOPTED 2013-2014	REPRESENTATION UNIT
		STEP 1	STEP 2	STEP 3	STEP 4	STEP 5				
<b>ALLOCATED TOTAL</b>						<b>5</b>	<b>6 *</b>	<b>6 *</b>		
<b>Temporary (FTE)</b>						<b>0.5</b>	<b>0.5</b>	<b>0.5</b>		
<b>POSITION TOTAL</b>						<b>5.5</b>	<b>6.5 *</b>	<b>6.5 *</b>		
<b>Budget Unit - 3030101000 Public Works - Administration</b>										
HC1100	Director of Public Works	\$5,572	\$5,850	\$6,142	\$6,450	\$6,773	1	1	1	Executive
EC2100	Chief Deputy Director-Public Works	\$4,698	\$4,934	\$5,180	\$5,438	\$5,710	1	1	1	Senior Management
EC2101	Deputy Director-Public Works	\$4,387	\$4,606	\$4,837	\$5,078	\$5,332	2	2	2	Senior Management
RI1011	Dept Information Systems Manager	\$3,574	\$3,754	\$3,942	\$4,138	\$4,346	1	1	1	Middle Management
EC2102	Public Works Business Admin	\$3,523	\$3,699	\$3,885	\$4,079	\$4,283	1	1	1	Senior Management
RI4203	Principal Geographic Info Sys Anlyst	\$3,102	\$3,258	\$3,421	\$3,592	\$3,771	1	1	1	Professional
RB3010	Accounting Manager	\$2,799	\$2,940	\$3,087	\$3,242	\$3,404	1	1	1	Middle Management
RB4003	Accountant III	\$2,314	\$2,430	\$2,552	\$2,679	\$2,813	2	2	2	ParaProfessional & Tech
RB6002	Administrative Assistant II	\$2,120	\$2,226	\$2,338	\$2,454	\$2,577	1	2 *	2 *	ParaProfessional & Tech
RB4002	Accountant II	\$2,049	\$2,152	\$2,259	\$2,372	\$2,490	1	1	1	ParaProfessional & Tech
RI4102	Geographic Info Systems Spec I	\$1,999	\$2,099	\$2,205	\$2,314	\$2,430	1 *		1 *	ParaProfessional & Tech
- RI1302	Dept Info Systems Spec II	\$1,904	\$1,999	\$2,099	\$2,205	\$2,314	2	1 *	1 *	ParaProfessional & Tech
- RI1301	Dept Info Systems Specialist I	\$1,727	\$1,813	\$1,904	\$1,999	\$2,099				ParaProfessional & Tech
- RB6001	Administrative Assistant I	\$1,849	\$1,942	\$2,039	\$2,142	\$2,248	1	1	1	ParaProfessional & Tech
- RB6000	Junior Administrative Asst	\$1,678	\$1,761	\$1,849	\$1,942	\$2,039	1	1	1	ParaProfessional & Tech
RO3012	Accounting Technician II	\$1,735	\$1,822	\$1,913	\$2,009	\$2,110	1	1	1	Office & Office Technical
RO1500	Office Supervisor	\$1,630	\$1,710	\$1,796	\$1,886	\$1,980	1	1	1	Supervisors Unit
RO3011	Accounting Technician I	\$1,499	\$1,574	\$1,653	\$1,735	\$1,822	1	1	1	Office & Office Technical
RI0202	Data Technician II	\$1,478	\$1,552	\$1,630	\$1,710	\$1,796	1	1	1	Office & Office Technical
RO2000	Office Secretary	\$1,401	\$1,470	\$1,544	\$1,622	\$1,702	1	1	1	Office & Office Technical
RO1050	Public Works Records Spvr	\$1,347	\$1,414	\$1,485	\$1,559	\$1,637	1	1	1	Office & Office Technical
RO6120	Department Payroll Specialist	\$1,328	\$1,394	\$1,464	\$1,537	\$1,614	1	1	1	Office & Office Technical

**COUNTY OF SAN JOAQUIN**

**POSITION BUDGET DETAIL  
FISCAL YEAR 2013-2014**

JOB CODE	POSITION TITLE	-----BIWEEKLY SALARY-----					ALLOCATED JUNE 2013	RECOMMENDED 2013-2014	ADOPTED 2013-2014	REPRESENTATION UNIT
		STEP 1	STEP 2	STEP 3	STEP 4	STEP 5				
- RO6110	Senior Office Assistant	\$1,265	\$1,328	\$1,394	\$1,464	\$1,537	4	4	4	Office & Office Technical
- RO6105	Office Assistant	\$1,205	\$1,265	\$1,328	\$1,394	\$1,464				Office & Office Technical
	<b>ALLOCATED TOTAL</b>						<b>27</b>	<b>28 *</b>	<b>28 *</b>	
	<b>Temporary (FTE)</b>						<b>0.5</b>	<b>1.5 *</b>	<b>1.5 *</b>	
	<b>POSITION TOTAL</b>						<b>27.5</b>	<b>29.5 *</b>	<b>29.5 *</b>	
<b>Budget Unit - 3030103000 Public Works - Engineering</b>										
EC2165	Engineering Services Manager	\$3,827	\$4,019	\$4,220	\$4,431	\$4,653	2	2	2	Senior Management
RE1005	Engineer V	\$3,471	\$3,645	\$3,827	\$4,019	\$4,220	2	2	2	Middle Management
- RE1004	Engineer IV	\$2,968	\$3,117	\$3,273	\$3,437	\$3,609	7	7	7	Professional
- RE1003	Engineer III	\$2,759	\$2,898	\$3,042	\$3,195	\$3,355	4	4	4	Professional
- RE1002	Engineer II	\$2,564	\$2,692	\$2,826	\$2,968	\$3,117	4	4	4	Professional
- RE1001	Engineer I	\$2,215	\$2,326	\$2,442	\$2,564	\$2,692	1	1	1	Professional
RE2004	Senior Planner	\$2,998	\$3,148	\$3,306	\$3,471	\$3,645	1	1	1	Middle Management
RM0226	Management Analyst III	\$2,983	\$3,133	\$3,290	\$3,454	\$3,627	1	1	1	Middle Management
- RB6512	Management Analyst II	\$2,442	\$2,564	\$2,692	\$2,826	\$2,968	2	2	2	ParaProfessional & Tech
- RB6511	Management Analyst I	\$1,813	\$1,904	\$1,999	\$2,099	\$2,205				ParaProfessional & Tech
RE3001	Licensed Land Surveyor	\$2,759	\$2,898	\$3,042	\$3,195	\$3,355	1	1	1	Professional
RE0113	Engineering Assistant III	\$2,515	\$2,641	\$2,773	\$2,911	\$3,058	1	1	1	ParaProfessional & Tech
RE0112	Engineering Assistant II	\$2,248	\$2,361	\$2,478	\$2,602	\$2,732	3	4 *	4 *	ParaProfessional & Tech
RE0111	Engineering Assistant I	\$1,894	\$1,990	\$2,090	\$2,194	\$2,303	9	10 *	10 *	ParaProfessional & Tech
RB6512	Junior Administrative Asst	\$2,442	\$2,564	\$2,692	\$2,826	\$2,968	1	1	1	ParaProfessional & Tech
RE2002	Associate Planner	\$2,338	\$2,454	\$2,577	\$2,706	\$2,841	1	1	1	Professional
RE5002	Associate Real Property Agent	\$2,270	\$2,384	\$2,503	\$2,628	\$2,759	1	1	1	ParaProfessional & Tech
- RB6002	Administrative Assistant II	\$2,120	\$2,226	\$2,338	\$2,454	\$2,577	2	2	2	ParaProfessional & Tech
- RB6001	Administrative Assistant I	\$1,849	\$1,942	\$2,039	\$2,142	\$2,248	1	1	1	ParaProfessional & Tech
- RB6000	Junior Administrative Asst	\$1,678	\$1,761	\$1,849	\$1,942	\$2,039				ParaProfessional & Tech

**COUNTY OF SAN JOAQUIN**

**POSITION BUDGET DETAIL  
FISCAL YEAR 2013-2014**

JOB CODE	POSITION TITLE	-----BIWEEKLY SALARY-----					ALLOCATED JUNE 2013	RECOMMENDED 2013-2014	ADOPTED 2013-2014	REPRESENTATION UNIT
		STEP 1	STEP 2	STEP 3	STEP 4	STEP 5				
RE5001	Assistant Real Property Agent	\$1,961	\$2,059	\$2,162	\$2,270	\$2,384	1	1	1	ParaProfessional & Tech
- RE0101	Senior Engineering Aide	\$1,702	\$1,787	\$1,876	\$1,970	\$2,070	7	7	7	ParaProfessional & Tech
- RE0100	Engineering Aide	\$1,435	\$1,506	\$1,582	\$1,661	\$1,744	2	2	2	ParaProfessional & Tech
- RO6110	Senior Office Assistant	\$1,265	\$1,328	\$1,394	\$1,464	\$1,537	1	1	1	Office & Office Technical
- RO6105	Office Assistant	\$1,205	\$1,265	\$1,328	\$1,394	\$1,464	1	1	1	Office & Office Technical
							<b>56</b>	<b>58 *</b>	<b>58 *</b>	
							<b>2</b>	<b>2</b>	<b>2</b>	
							<b>58</b>	<b>60 *</b>	<b>60 *</b>	
<b>Budget Unit - 3030105000 Public Works - Road Maintenance</b>										
RM0330	Maintenance Superintendent	\$3,133	\$3,290	\$3,454	\$3,627	\$3,809	1	1	1	Middle Management
RC1000	General Foreman	\$2,183	\$2,293	\$2,407	\$2,527	\$2,654	5	5	5	Middle Management
- RB4002	Accountant II	\$2,049	\$2,152	\$2,259	\$2,372	\$2,490	1	1	1	ParaProfessional & Tech
- RB4001	Accountant I	\$1,744	\$1,830	\$1,922	\$2,019	\$2,120				ParaProfessional & Tech
RC1005	Equipment Operator Foreman	\$1,990	\$2,090	\$2,194	\$2,303	\$2,418	4	4	4	Trades Labor & Institutnl
RC1003	Traffic Foreman	\$1,990	\$2,090	\$2,194	\$2,303	\$2,418	1	1	1	Trades Labor & Institutnl
RC1006	Bridge Maintenance Foreman	\$1,970	\$2,070	\$2,173	\$2,282	\$2,395		1 *	1 *	Trades Labor & Institutnl
RC1570	Transport Truck Driver	\$1,922	\$2,019	\$2,120	\$2,226	\$2,338	1	1	1	Trades Labor & Institutnl
RE0111	Engineering Assistant I	\$1,894	\$1,990	\$2,090	\$2,194	\$2,303	1	1	1	ParaProfessional & Tech
RC0507	Tree Crew Supervisor	\$1,849	\$1,942	\$2,039	\$2,142	\$2,248	1	1	1	Trades Labor & Institutnl
- RB6001	Administrative Assistant I	\$1,849	\$1,942	\$2,039	\$2,142	\$2,248	1	1	1	ParaProfessional & Tech
- RB6000	Junior Administrative Asst	\$1,678	\$1,761	\$1,849	\$1,942	\$2,039				ParaProfessional & Tech
RC0652	Equipment Operator II	\$1,830	\$1,922	\$2,019	\$2,120	\$2,226	7	7	7	Trades Labor & Institutnl
RC0552	Traffic Striper Operator II	\$1,830	\$1,922	\$2,019	\$2,120	\$2,226	1	1	1	Trades Labor & Institutnl
RC0502	Bridge Maintenance Worker	\$1,787	\$1,876	\$1,970	\$2,070	\$2,173	4	4	4	Trades Labor & Institutnl
RC0651	Equipment Operator I	\$1,661	\$1,744	\$1,830	\$1,922	\$2,019	19	19	19	Trades Labor & Institutnl
RC0551	Traffic Striper Operator I	\$1,661	\$1,744	\$1,830	\$1,922	\$2,019	2	2	2	Trades Labor & Institutnl

**COUNTY OF SAN JOAQUIN**

**POSITION BUDGET DETAIL  
FISCAL YEAR 2013-2014**

JOB CODE	POSITION TITLE	-----BIWEEKLY SALARY-----					ALLOCATED JUNE 2013	RECOMMENDED 2013-2014	ADOPTED 2013-2014	REPRESENTATION UNIT
		STEP 1	STEP 2	STEP 3	STEP 4	STEP 5				
RC0506	Tree Crew Worker	\$1,598	\$1,678	\$1,761	\$1,849	\$1,942	2	2	2	Trades Labor & Institutnl
RC1503	Bridge Tender	\$1,522	\$1,598	\$1,678	\$1,761	\$1,849	1	1	1	Trades Labor & Institutnl
- RC0501	Highway Maintenance Worker	\$1,522	\$1,598	\$1,678	\$1,761	\$1,849	17	17	17	Trades Labor & Institutnl
- RC0500	Maintenance Worker	\$1,347	\$1,414	\$1,485	\$1,559	\$1,637	18	18	18	Trades Labor & Institutnl
RC0501	Equipment Service Worker I	\$1,522	\$1,598	\$1,678	\$1,761	\$1,849	3	3	3	Trades Labor & Institutnl
RC2011	Storekeeper I	\$1,422	\$1,492	\$1,567	\$1,645	\$1,727	1	1	1	Trades Labor & Institutnl
RO5300	Radio Communication Clerk	\$1,360	\$1,428	\$1,499	\$1,574	\$1,653	1	1	1	Office & Office Technical
- RO6110	Senior Office Assistant	\$1,265	\$1,328	\$1,394	\$1,464	\$1,537	1	1	1	Office & Office Technical
- RO6105	Office Assistant	\$1,205	\$1,265	\$1,328	\$1,394	\$1,464				Office & Office Technical
						<b>ALLOCATED TOTAL</b>	<b>93</b>	<b>94 *</b>	<b>94 *</b>	
						<b>Temporary (FTE)</b>	<b>3</b>	<b>3.7 *</b>	<b>3.7 *</b>	
						<b>POSITION TOTAL</b>	<b>96</b>	<b>97.7 *</b>	<b>97.7 *</b>	
<b>Budget Unit - 3030108000 Public Works - Development Services</b>										
EC2165	Engineering Services Manager	\$3,827	\$4,019	\$4,220	\$4,431	\$4,653	1	1	1	Senior Management
RE1005	Engineer V	\$3,471	\$3,645	\$3,827	\$4,019	\$4,220	1	*	*	Middle Management
- RE1004	Engineer IV	\$2,968	\$3,117	\$3,273	\$3,437	\$3,609	1	1	1	Professional
- RE1003	Engineer III	\$2,759	\$2,898	\$3,042	\$3,195	\$3,355				Professional
- RE1002	Engineer II	\$2,564	\$2,692	\$2,826	\$2,968	\$3,117				Professional
- RE1001	Engineer I	\$2,215	\$2,326	\$2,442	\$2,564	\$2,692				Professional
- RB6512	Management Analyst II	\$2,442	\$2,564	\$2,692	\$2,826	\$2,968				ParaProfessional & Tech
- RB6511	Management Analyst I	\$1,813	\$1,904	\$1,999	\$2,099	\$2,205				ParaProfessional & Tech
RE0112	Engineering Assistant II	\$2,248	\$2,361	\$2,478	\$2,602	\$2,732	1	1	1	ParaProfessional & Tech
RE0111	Engineering Assistant I	\$1,894	\$1,990	\$2,090	\$2,194	\$2,303	1	1	1	ParaProfessional & Tech
- RE0101	Senior Engineering Aide	\$1,702	\$1,787	\$1,876	\$1,970	\$2,070	1	1	1	ParaProfessional & Tech
- RE0100	Engineering Aide	\$1,435	\$1,506	\$1,582	\$1,661	\$1,744				ParaProfessional & Tech

**COUNTY OF SAN JOAQUIN**

**POSITION BUDGET DETAIL  
FISCAL YEAR 2013-2014**

JOB CODE	POSITION TITLE	-----BIWEEKLY SALARY-----					ALLOCATED JUNE 2013	RECOMMENDED 2013-2014	ADOPTED 2013-2014	REPRESENTATION UNIT
		STEP 1	STEP 2	STEP 3	STEP 4	STEP 5				
						<b>ALLOCATED TOTAL</b>	<b>6</b>	<b>5 *</b>	<b>5 *</b>	
						<b>POSITION TOTAL</b>	<b>6</b>	<b>5 *</b>	<b>5 *</b>	
<b>Budget Unit - 3030900000 Community Infrastructure Engineering Services</b>										
RE1005	Engineer V	\$3,471	\$3,645	\$3,827	\$4,019	\$4,220	1	1	1	Professional
RB6601	Engineering Program Manager	\$3,013	\$3,164	\$3,322	\$3,489	\$3,663	1	1	1	Middle Management
RM0226	Management Analyst III	\$2,983	\$3,133	\$3,290	\$3,454	\$3,627	1	1	1	Middle Management
- RB6512	Management Analyst II	\$2,442	\$2,564	\$2,692	\$2,826	\$2,968	2	2	2	ParaProfessional & Tech
- RB6511	Management Analyst I	\$1,813	\$1,904	\$1,999	\$2,099	\$2,205				ParaProfessional & Tech
RE0113	Engineering Assistant III	\$2,515	\$2,641	\$2,773	\$2,911	\$3,058	1	1	1	ParaProfessional & Tech
RB6001	Administrative Assistant I	\$1,849	\$1,942	\$2,039	\$2,142	\$2,248	1	1	1	ParaProfessional & Tech
						<b>ALLOCATED TOTAL</b>	<b>7</b>	<b>7</b>	<b>7</b>	
						<b>Temporary (FTE)</b>	<b>0.4</b>	<b>0.4</b>	<b>0.4</b>	
						<b>POSITION TOTAL</b>	<b>7.4</b>	<b>7.4</b>	<b>7.4</b>	
<b>Budget Unit - 4040300000 Mental Health Pharmacy</b>										
RH4325	Pharmacy Manager	\$4,366	\$4,585	\$4,814	\$5,054	\$5,306	1	1	1	Middle Management
RH4350	Pharmacist - Clinical	\$4,118	\$4,325	\$4,541	\$4,768	\$5,006	1	1	1	Professional
RH4355	Pharmacist	\$3,922	\$4,118	\$4,325	\$4,541	\$4,768	2	2	2	Professional
RH4454	Pharmacy Tech III Supervisor	\$1,499	\$1,574	\$1,653	\$1,735	\$1,822	1	1	1	Supervisors Unit
- RH4453	Pharmacy Technician III	\$1,499	\$1,574	\$1,653	\$1,735	\$1,822	1	1	1	ParaProfessional & Tech
- RH4452	Pharmacy Technician II	\$1,394	\$1,464	\$1,537	\$1,614	\$1,694	5	5	5	ParaProfessional & Tech
- RH4451	Pharmacy Technician I	\$1,328	\$1,394	\$1,464	\$1,537	\$1,614				ParaProfessional & Tech
RH0300	Patient Services Rep	\$1,422	\$1,492	\$1,567	\$1,645	\$1,727	1	1	1	ParaProfessional & Tech
- RO6110	Senior Office Assistant	\$1,265	\$1,328	\$1,394	\$1,464	\$1,537	2	2	2	Office & Office Technical
- RO6105	Office Assistant	\$1,205	\$1,265	\$1,328	\$1,394	\$1,464				Office & Office Technical
						<b>ALLOCATED TOTAL</b>	<b>14</b>	<b>14</b>	<b>14</b>	

**COUNTY OF SAN JOAQUIN**

**POSITION BUDGET DETAIL  
FISCAL YEAR 2013-2014**

JOB CODE	POSITION TITLE	-----BIWEEKLY SALARY-----					ALLOCATED JUNE 2013	RECOMMENDED 2013-2014	ADOPTED 2013-2014	REPRESENTATION UNIT
		STEP 1	STEP 2	STEP 3	STEP 4	STEP 5				
						Temporary (FTE)	2.7	2.8 *	2.8 *	
						POSITION TOTAL	16.7	16.8 *	16.8 *	
<b>Budget Unit - 4040500000 Mental Health Services</b>										
EH8001	Physician Manager	-	-	-	-	\$6,235	1	1	1	Physicians Management
EH8003	Psychiatrist	-	-	-	-	\$5,749	16	16	16	Cntrctr HCS Phys Rtrmnt
- RH1162	Nurse Practitioner II-Inpatient	\$3,922	\$4,118	\$4,325	\$4,541	\$4,768				Registered Nurses
RH1166	Senior Nurse Practnr - Ambulat	\$3,735	\$3,922	\$4,118	\$4,325	\$4,541	4	4	4	Registered Nurses
ES2301	Deputy Director - BHS- MH	\$3,388	\$3,558	\$3,735	\$3,922	\$4,118	4	5 *	5 *	Senior Management
RH1300	Nursing Department Manager	\$3,388	\$3,558	\$3,735	\$3,922	\$4,118	1	1	1	Middle Management
- RH1106	Staff NurseV-Asst N Dpt Mg-	\$3,338	\$3,506	\$3,681	\$3,866	\$4,059	1	1	1	Registered Nurses
- RH1105	Staff Nurse V Clincl Nrs-Inpat	\$3,338	\$3,506	\$3,681	\$3,866	\$4,059				Registered Nurses
RH1505	Staff Nurse V -Clinical -Ambul	\$3,338	\$3,506	\$3,681	\$3,866	\$4,059	4	4	4	Registered Nurses
- RH1104	Staff Nurse IV - Inpatient	\$3,148	\$3,306	\$3,471	\$3,645	\$3,827	5	5	5	Registered Nurses
- RH1124	Staff Nurse IV - Ambulatory	\$2,998	\$3,148	\$3,306	\$3,471	\$3,645	8	8	8	Registered Nurses
- RH1123	Staff Nurse III - Ambulatory	\$2,813	\$2,954	\$3,102	\$3,258	\$3,421	1	1	1	Registered Nurses
- RH1103	Staff Nurse III -Inpatient	\$2,954	\$3,102	\$3,258	\$3,421	\$3,592				Registered Nurses
- RH1102	Staff Nurse II - Inpatient	\$2,854	\$2,998	\$3,148	\$3,306	\$3,471				Registered Nurses
- RH1101	Staff Nurse I - Inpatient	\$2,679	\$2,813	\$2,954	\$3,102	\$3,258				Registered Nurses
- RH1505	Mental Health Charge Nrs - Inp	\$3,338	\$3,506	\$3,681	\$3,866	\$4,059				Registered Nurses
RM1130	MH Services Facility Manager	\$3,306	\$3,471	\$3,645	\$3,827	\$4,019	1	1	1	Middle Management
- RS3044	Chief Clinical Social Worker	\$3,195	\$3,355	\$3,523	\$3,699	\$3,885				Middle Management
- RS2014	Chief Mental Health Clinician	\$3,195	\$3,355	\$3,523	\$3,699	\$3,885	15	15	15	Middle Management
- RH6004	Occup Therapist -Clinical Spec	\$2,654	\$2,786	\$2,926	\$3,072	\$3,226				Professional
RS2013	Mental Health Clinician III	\$2,773	\$2,911	\$3,058	\$3,210	\$3,371	16	20 *	20 *	Supervisors Unit
- RS2012	Mental Health Clinician II	\$2,454	\$2,577	\$2,706	\$2,841	\$2,983	19	19	19	Professional
- RS2011	Mental Health Clinician I	\$2,205	\$2,314	\$2,430	\$2,552	\$2,679	48	48	48	Professional

422

**COUNTY OF SAN JOAQUIN**

**POSITION BUDGET DETAIL  
FISCAL YEAR 2013-2014**

JOB CODE	POSITION TITLE	-----BIWEEKLY SALARY-----					ALLOCATED JUNE 2013	RECOMMENDED 2013-2014	ADOPTED 2013-2014	REPRESENTATION UNIT
		STEP 1	STEP 2	STEP 3	STEP 4	STEP 5				
- RS3043	Clinical Social Worker III	\$2,773	\$2,911	\$3,058	\$3,210	\$3,371				Supervisors Unit
- RS3042	Clinical Social Worker II	\$2,454	\$2,577	\$2,706	\$2,841	\$2,983		11 *	11 *	Professional
- RS3041	Clinical Social Worker I	\$2,205	\$2,314	\$2,430	\$2,552	\$2,679				Professional
RM1155	Activity Center Program Dir	\$2,615	\$2,746	\$2,883	\$3,027	\$3,179	1	1	1	Middle Management
- RI1102	Dept Info Systems Analyst II	\$2,590	\$2,719	\$2,854	\$2,998	\$3,148	1	1	1	Professional
- RI1101	Dept Info Sys Analyst I	\$2,110	\$2,215	\$2,326	\$2,442	\$2,564				Professional
- RH6003	Occupational Therapist-Senior	\$2,478	\$2,602	\$2,732	\$2,869	\$3,013				Professional
- RH6002	Occupational Therapist	\$2,226	\$2,338	\$2,454	\$2,577	\$2,706				Professional
RS1015	Substance Abuse Services	\$2,418	\$2,539	\$2,666	\$2,799	\$2,940	1	1	1	Middle Management
RS2035	Mental Health Court Liaison	\$2,152	\$2,259	\$2,372	\$2,490	\$2,615	2	2	2	ParaProfessional & Tech
- RB6512	Management Analyst II	\$2,442	\$2,564	\$2,692	\$2,826	\$2,968	2	2	2	ParaProfessional & Tech
- RB6511	Management Analyst I	\$1,813	\$1,904	\$1,999	\$2,099	\$2,205				ParaProfessional & Tech
- RB4003	Accountant III	\$2,314	\$2,430	\$2,552	\$2,679	\$2,813	1	1	1	ParaProfessional & Tech
- RB4002	Accountant II	\$2,049	\$2,152	\$2,259	\$2,372	\$2,490				ParaProfessional & Tech
- RB4001	Accountant I	\$1,744	\$1,830	\$1,922	\$2,019	\$2,120				ParaProfessional & Tech
- RS3013	Protective Svcs Soc Wrkr III	\$2,130	\$2,238	\$2,349	\$2,466	\$2,590	12	12	12	ParaProfessional & Tech
- RS3012	Protective Svcs Soc Worker II	\$2,029	\$2,130	\$2,238	\$2,349	\$2,466				ParaProfessional & Tech
- RS3011	Protective Svcs Soc Worker I	\$1,886	\$1,980	\$2,079	\$2,183	\$2,293				ParaProfessional & Tech
RH2505	Chief Psychiatric Technician	\$1,867	\$1,961	\$2,059	\$2,162	\$2,270	7	7	7	Supervisors Unit
- RS2070	Program Spec-Develop Disabled	\$1,849	\$1,942	\$2,039	\$2,142	\$2,248	3	3	3	ParaProfessional & Tech
RH6602	Rehabilitation Therapist II	\$1,778	\$1,867	\$1,961	\$2,059	\$2,162	1	1	1	Supervisors Unit
RS2003	Mental Health Specialist III	\$1,761	\$1,849	\$1,942	\$2,039	\$2,142	1	1	1	Supervisors Unit
RO3012	Accounting Technician II	\$1,735	\$1,822	\$1,913	\$2,009	\$2,110	1	1	1	Office & Office Technical
- RH2502	Senior Psychiatric Technician	\$1,718	\$1,804	\$1,894	\$1,990	\$2,090	23	23	23	ParaProfessional & Tech
- RH2002	Sr Licensed Vocational Nurse	\$1,678	\$1,761	\$1,849	\$1,942	\$2,039				ParaProfessional & Tech
- RH2001	Licensed Vocational Nurse	\$1,598	\$1,678	\$1,761	\$1,849	\$1,942				ParaProfessional & Tech
RH6601	Rehabilitation Therapist I	\$1,661	\$1,744	\$1,830	\$1,922	\$2,019	1	1	1	ParaProfessional & Tech

**COUNTY OF SAN JOAQUIN**

**POSITION BUDGET DETAIL  
FISCAL YEAR 2013-2014**

JOB CODE	POSITION TITLE	-----BIWEEKLY SALARY-----					ALLOCATED JUNE 2013	RECOMMENDED 2013-2014	ADOPTED 2013-2014	REPRESENTATION UNIT
		STEP 1	STEP 2	STEP 3	STEP 4	STEP 5				
RH6004	Occup Therapist Asst	\$2,654	\$2,786	\$2,926	\$3,072	\$3,226	2	2	2	ParaProfessional & Tech
RS1022	Substance Abuse Counselor II	\$1,606	\$1,686	\$1,770	\$1,858	\$1,951	1	1	1	ParaProfessional & Tech
- RS2002	Mental Health Specialist II	\$1,582	\$1,661	\$1,744	\$1,830	\$1,922	38	47 *	47 *	ParaProfessional & Tech
- RS2001	Mental Health Specialist I	\$1,506	\$1,582	\$1,661	\$1,744	\$1,830				ParaProfessional & Tech
- RH2501	Psychiatric Technician	\$1,582	\$1,661	\$1,744	\$1,830	\$1,922	17	22 *	22 *	ParaProfessional & Tech
RS5002	Employment Training Spec I	\$1,727	\$1,813	\$1,904	\$1,999	\$2,099	1	1	1	ParaProfessional & Tech
- RH2152	Special Procedures Technician II	\$1,559	\$1,637	\$1,718	\$1,804	\$1,894				ParaProfessional & Tech
- RH2151	Special Procedures Technician I	\$1,485	\$1,559	\$1,637	\$1,718	\$1,804				ParaProfessional & Tech
- RS2062	Instructor II	\$1,522	\$1,598	\$1,678	\$1,761	\$1,849	10	9 *	9 *	ParaProfessional & Tech
- RS2061	Instructor I	\$1,381	\$1,450	\$1,522	\$1,598	\$1,678				ParaProfessional & Tech
- RS2060	Instructional Assistant	\$1,041	\$1,093	\$1,147	\$1,205	\$1,265				ParaProfessional & Tech
RO6700	Office Technician/Coordinator	\$1,401	\$1,470	\$1,544	\$1,622	\$1,702	2	2	2	Office & Office Technical
RO2000	Office Secretary	\$1,401	\$1,470	\$1,544	\$1,622	\$1,702	1	1	1	Office & Office Technical
RO1000	Office Supervisor	\$1,401	\$1,470	\$1,544	\$1,622	\$1,702	5	5	5	Supervisors Unit
RS2053	MH Consumer Outreach	\$1,341	\$1,408	\$1,478	\$1,552	\$1,630	2	2	2	Supervisors Unit
RO6115	Office Assistant Specialist	\$1,328	\$1,394	\$1,464	\$1,537	\$1,614	6	6	6	Office & Office Technical
- RS2022	Mental Health Interpreter II	\$1,321	\$1,387	\$1,457	\$1,530	\$1,606	6	6	6	ParaProfessional & Tech
- RS2021	Mental Health Interpreter I	\$1,258	\$1,321	\$1,387	\$1,457	\$1,530				ParaProfessional & Tech
- RS2051	Mental Health Outreach Worker	\$1,252	\$1,314	\$1,381	\$1,450	\$1,522	9	11 *	11 *	ParaProfessional & Tech
- RS2050	Mental Health Outreach Wkr Tr	\$1,136	\$1,193	\$1,252	\$1,314	\$1,381				ParaProfessional & Tech
- RO6110	Senior Office Assistant	\$1,265	\$1,328	\$1,394	\$1,464	\$1,537	32	36 *	36 *	Office & Office Technical
- RO6105	Office Assistant	\$1,205	\$1,265	\$1,328	\$1,394	\$1,464	10	10	10	Office & Office Technical
- RH3001	Nursing Assistant	\$1,153	\$1,210	\$1,270	\$1,334	\$1,401				ParaProfessional & Tech
- RH3000	Nursing Assistant Trainee	\$1,030	\$1,082	\$1,136	\$1,193	\$1,252				ParaProfessional & Tech
<b>ALLOCATED TOTAL</b>						<b>343</b>	<b>378 *</b>	<b>378 *</b>		

**COUNTY OF SAN JOAQUIN**

**POSITION BUDGET DETAIL  
FISCAL YEAR 2013-2014**

JOB CODE	POSITION TITLE	-----BIWEEKLY SALARY-----					ALLOCATED JUNE 2013	RECOMMENDED 2013-2014	ADOPTED 2013-2014	REPRESENTATION UNIT
		STEP 1	STEP 2	STEP 3	STEP 4	STEP 5				
						Temporary (FTE)	84.8	112.4 *	112.4 *	
						POSITION TOTAL	427.8	490.4 *	490.4 *	
<b>Budget Unit - 4040600000 Substance Abuse Services</b>										
RS2012	Mental Health Clinician II	\$2,454	\$2,577	\$2,706	\$2,841	\$2,983		1 *	1 *	Professional
RS1015	Substance Abuse Services	\$2,418	\$2,539	\$2,666	\$2,799	\$2,940	1	1	1	Middle Management
RB6512	Management Analyst II	\$2,442	\$2,564	\$2,692	\$2,826	\$2,968	1	1	1	ParaProfessional & Tech
RB4003	Accountant III	\$2,314	\$2,430	\$2,552	\$2,679	\$2,813	1	1	1	ParaProfessional & Tech
RM1122	Substance Abuse Program Mgr	\$2,194	\$2,303	\$2,418	\$2,539	\$2,666	4	4	4	Middle Management
RS1023	Sub Abuse Program Supervisor	\$1,718	\$1,804	\$1,894	\$1,990	\$2,090	4	4	4	Supervisors Unit
- RS1025	Sub Abuse Prevention Spec II	\$1,686	\$1,770	\$1,858	\$1,951	\$2,049	3	3	3	ParaProfessional & Tech
- RS1024	Sub Abuse Prevention Spec I	\$1,470	\$1,544	\$1,622	\$1,702	\$1,787				ParaProfessional & Tech
- RS1022	Substance Abuse Counselor II	\$1,606	\$1,686	\$1,770	\$1,858	\$1,951	40	40	40	ParaProfessional & Tech
- RS1021	Substance Abuse Counselor I	\$1,314	\$1,381	\$1,450	\$1,522	\$1,598	10	10	10	ParaProfessional & Tech
RO2000	Office Secretary	\$1,401	\$1,470	\$1,544	\$1,622	\$1,702	1	1	1	Office & Office Technical
- RO6110	Senior Office Assistant	\$1,265	\$1,328	\$1,394	\$1,464	\$1,537	9	9	9	Office & Office Technical
- RO6105	Office Assistant	\$1,205	\$1,265	\$1,328	\$1,394	\$1,464				Office & Office Technical
- RS0302	Perinatal Child Care Worker	\$939	\$986	\$1,035	\$1,087	\$1,142	3	3	3	ParaProfessional & Tech
- RS0301	Perinatal Child Care Aide	\$848	\$890	\$934	\$982	\$1,030	1	1	1	ParaProfessional & Tech
							ALLOCATED TOTAL	78	79 *	79 *
							Temporary (FTE)	12.1	5.8 *	5.8 *
							POSITION TOTAL	90.1	84.8 *	84.8 *
<b>Budget Unit - 4040700000 Behavioral Health Administration</b>										
ES2302	Behavioral Health Officer	\$6,839	\$7,181	\$7,540	\$7,917	\$8,313	1	1	1	Senior Management
HS2000	Chief Deputy Dir-BHS	\$4,837	\$5,078	\$5,332	\$5,598	\$5,878	1	1	1	Executive
ES2300	Sr DeputyDir-BHS	\$3,809	\$3,999	\$4,199	\$4,409	\$4,630	1	1	1	Senior Management

**COUNTY OF SAN JOAQUIN**

**POSITION BUDGET DETAIL  
FISCAL YEAR 2013-2014**

JOB CODE	POSITION TITLE	-----BIWEEKLY SALARY-----					ALLOCATED JUNE 2013	RECOMMENDED 2013-2014	ADOPTED 2013-2014	REPRESENTATION UNIT
		STEP 1	STEP 2	STEP 3	STEP 4	STEP 5				
EH2100	Deputy Finance Director-HCS	\$3,609	\$3,790	\$3,979	\$4,178	\$4,387	1	1	1	Senior Management
RI1011	Dept Information Systems Manager	\$3,574	\$3,754	\$3,942	\$4,138	\$4,346	1	1	1	Middle Management
ES2303	Deputy Director- BHS-SA	\$3,388	\$3,558	\$3,735	\$3,922	\$4,118	1	1	1	Senior Management
RH1300	Nursing Department Manager	\$3,388	\$3,558	\$3,735	\$3,922	\$4,118	1	1	1	Middle Management
RH1505	Staff Nurse III - Ambulatory	\$3,338	\$3,506	\$3,681	\$3,866	\$4,059	1	1	1	Registered Nurses
RI1104	Dept Info Systems Analyst IV	\$3,226	\$3,388	\$3,558	\$3,735	\$3,922	1	1	1	Professional
RI1103	Dept Info Systems Analyst III	\$2,954	\$3,102	\$3,258	\$3,421	\$3,592	1	1	1	Professional
RI1202	Dept Applications Analyst II	\$2,590	\$2,719	\$2,854	\$2,998	\$3,148	2	2	2	Professional
RI1102	Dept Info Systems Analyst II	\$2,590	\$2,719	\$2,854	\$2,998	\$3,148	2	2	2	Professional
RB3010	Accounting Manager	\$2,799	\$2,940	\$3,087	\$3,242	\$3,404	1 *		1 *	Middle Management
RB6800	Management Analyst II	\$2,539	\$2,666	\$2,799	\$2,940	\$3,087	1	1	1	ParaProfessional & Tech
RB6512	Management Analyst II	\$2,442	\$2,564	\$2,692	\$2,826	\$2,968	3	3	3	ParaProfessional & Tech
RB5500	Departmental Personnel	\$2,442	\$2,564	\$2,692	\$2,826	\$2,968	1	1	1	Confidential
RB4003	Accountant III	\$2,314	\$2,430	\$2,552	\$2,679	\$2,813	2	2	2	ParaProfessional & Tech
RB6002	Administrative Assistant	\$2,120	\$2,226	\$2,338	\$2,454	\$2,577		1 *	1 *	ParaProfessional & Tech
RC4001	Office Building Engineer	\$2,079	\$2,183	\$2,293	\$2,407	\$2,527	1	1	1	Trades Labor & Institutnl
RC0404	Crafts Worker IV	\$2,039	\$2,142	\$2,248	\$2,361	\$2,478	1	1	1	Supervisors Unit
RI1303	Dept Info Systems Spec III	\$2,152	\$2,259	\$2,372	\$2,490	\$2,615	1	1	1	ParaProfessional & Tech
RI1302	Dept Info Systems Spec II	\$1,904	\$1,999	\$2,099	\$2,205	\$2,314	1	1	1	ParaProfessional & Tech
RH0150	Patients' Rights Advocate	\$1,922	\$2,019	\$2,120	\$2,226	\$2,338	1	1	1	Professional
RC0403	Crafts Worker III	\$1,904	\$1,999	\$2,099	\$2,205	\$2,314	3	3	3	Trades Labor & Institutnl
RO3012	Accounting Technician II	\$1,735	\$1,822	\$1,913	\$2,009	\$2,110	6	6	6	Office & Office Technical
RO3011	Accounting Technician I	\$1,499	\$1,574	\$1,653	\$1,735	\$1,822	8	8	8	Office & Office Technical
RI1402	Dept Info Systems Tech II	\$1,645	\$1,727	\$1,813	\$1,904	\$1,999	1	1	1	ParaProfessional & Tech
RO4203	Medical Records Technician II	\$1,718	\$1,804	\$1,894	\$1,990	\$2,090	1	1	1	Office & Office Technical
RO2050	Administrative Secretary	\$1,499	\$1,574	\$1,653	\$1,735	\$1,822	1	1	1	Office & Office Technical
RH0300	Patient Services Rep	\$1,422	\$1,492	\$1,567	\$1,645	\$1,727	3	3	3	ParaProfessional & Tech

**COUNTY OF SAN JOAQUIN**

**POSITION BUDGET DETAIL  
FISCAL YEAR 2013-2014**

JOB CODE	POSITION TITLE	-----BIWEEKLY SALARY-----					ALLOCATED JUNE 2013	RECOMMENDED 2013-2014	ADOPTED 2013-2014	REPRESENTATION UNIT
		STEP 1	STEP 2	STEP 3	STEP 4	STEP 5				
RC2011	Storekeeper I	\$1,422	\$1,492	\$1,567	\$1,645	\$1,727	1	1	1	Trades Labor & Institutnl
RO2000	Office Secretary	\$1,401	\$1,470	\$1,544	\$1,622	\$1,702	1	1	1	Office & Office Technical
RO6120	Department Payroll Specialist	\$1,328	\$1,394	\$1,464	\$1,537	\$1,614	1	1	1	Office & Office Technical
RO6115	Office Assistant Specialist	\$1,328	\$1,394	\$1,464	\$1,537	\$1,614	5	6 *	6 *	Office & Office Technical
- RO6110	Senior Office Assistant	\$1,265	\$1,328	\$1,394	\$1,464	\$1,537	9	12 *	12 *	Office & Office Technical
- RO6105	Office Assistant	\$1,205	\$1,265	\$1,328	\$1,394	\$1,464	4	4	4	Office & Office Technical
RF0301	Lead Housekeeper	\$1,258	\$1,321	\$1,387	\$1,457	\$1,530	1	1	1	Supervisors Unit
RC2001	Stock Clerk II	\$1,258	\$1,321	\$1,387	\$1,457	\$1,530	1	1	1	Trades Labor & Institutnl
RF0300	Housekeeping Service Worker	\$1,087	\$1,142	\$1,198	\$1,258	\$1,321	2	5 *	5 *	Trades Labor & Institutnl
<b>ALLOCATED TOTAL</b>						<b>74</b>	<b>83 *</b>	<b>83 *</b>		
<b>Temporary (FTE)</b>						<b>15.4</b>	<b>7.4 *</b>	<b>7.4 *</b>		
<b>POSITION TOTAL</b>						<b>89.4</b>	<b>90.4 *</b>	<b>90.4 *</b>		
<b>Budget Unit - 4040800000 Utility Districts</b>										
RM0340	Utility Dist Superintendent	\$3,133	\$3,290	\$3,454	\$3,627	\$3,809	1	1	1	Middle Management
RE0112	Engineering Assistant II	\$2,248	\$2,361	\$2,478	\$2,602	\$2,732	1	1	1	ParaProfessional & Tech
RM0360	Utility DistAst Superintendent	\$2,248	\$2,361	\$2,478	\$2,602	\$2,732	1	1	1	Middle Management
RC0525	Utility Dist Maint Supervisor	\$1,961	\$2,059	\$2,162	\$2,270	\$2,384	2	2	2	Trades Labor & Institutnl
RC0652	Equipment Operator I	\$1,830	\$1,922	\$2,019	\$2,120	\$2,226	1	1	1	Trades Labor & Institutnl
RC0515	Utility Dist Laboratory Tech	\$1,813	\$1,904	\$1,999	\$2,099	\$2,205	1	1	1	Trades Labor & Institutnl
- RC0522	Utility Dist Maint Worker II	\$1,727	\$1,813	\$1,904	\$1,999	\$2,099	9	9	9	Trades Labor & Institutnl
- RC0521	Utility Dist Maint Worker I	\$1,622	\$1,702	\$1,787	\$1,876	\$1,970	4	4	4	Trades Labor & Institutnl
- RC0520	Utility Dist Maint Wkr Trainee	\$1,492	\$1,567	\$1,645	\$1,727	\$1,813	2	2	2	Trades Labor & Institutnl
RB6000	Junior Administrative Asst	\$1,678	\$1,761	\$1,849	\$1,942	\$2,039	1	1	1	ParaProfessional & Tech
- RO6110	Senior Office Assistant	\$1,265	\$1,328	\$1,394	\$1,464	\$1,537	1	1	1	Office & Office Technical
- RO6105	Office Assistant	\$1,205	\$1,265	\$1,328	\$1,394	\$1,464				Office & Office Technical

**COUNTY OF SAN JOAQUIN**

**POSITION BUDGET DETAIL  
FISCAL YEAR 2013-2014**

JOB CODE	POSITION TITLE	-----BIWEEKLY SALARY-----					ALLOCATED JUNE 2013	RECOMMENDED 2013-2014	ADOPTED 2013-2014	REPRESENTATION UNIT
		STEP 1	STEP 2	STEP 3	STEP 4	STEP 5				
<b>ALLOCATED TOTAL</b>						<b>24</b>	<b>24</b>	<b>24</b>		
<b>POSITION TOTAL</b>						<b>24</b>	<b>24</b>	<b>24</b>		
<b>Budget Unit - 4041000000 Public Health</b>										
ES2202	Public Health Officer	\$6,203	\$6,514	\$6,839	\$7,181	\$7,540	1	1	1	Senior Management
ES2203	Assistant Health Officer	\$5,358	\$5,626	\$5,908	\$6,203	\$6,514	1	1	1	Senior Management
EH2200	Chief Deputy Dir-PH SVCS	\$4,606	\$4,837	\$5,078	\$5,332	\$5,598	1	1	1	Executive
ES2200	Sr Deputy Dir-Pub Health Srv	\$3,809	\$3,999	\$4,199	\$4,409	\$4,630	2	2	2	Senior Management
RH1820	Program Manager-P H Nursing	\$3,681	\$3,866	\$4,059	\$4,262	\$4,475	2	2	2	Middle Management
RH4095	Chief of Public Health Lab Svc	\$3,454	\$3,627	\$3,809	\$3,999	\$4,199	1	1	1	Middle Management
RH1815	Sup Public Health Nurse	\$3,388	\$3,558	\$3,735	\$3,922	\$4,118	3	3	3	Registered Nurses
- RH1813	Senior Public Health Nurse	\$3,226	\$3,388	\$3,558	\$3,735	\$3,922	7	7 *	8 *	Registered Nurses
- RH1812	Public Health Nurse II	\$3,072	\$3,226	\$3,388	\$3,558	\$3,735	12	12	12	Registered Nurses
- RH1811	Public Health Nurse I	\$2,998	\$3,148	\$3,306	\$3,471	\$3,645	2	2	2	Registered Nurses
RI1204	Dept Applications Analyst IV	\$3,226	\$3,388	\$3,558	\$3,735	\$3,922	1	1	1	Professional
- RI1202	Dept Applications Analyst II	\$2,590	\$2,719	\$2,854	\$2,998	\$3,148	1	1	1	Professional
- RI1201	Dept Applications Analyst I	\$2,110	\$2,215	\$2,326	\$2,442	\$2,564				Professional
- RH3200	Outpatient Clinic Assistant	\$1,193	\$1,252	\$1,314	\$1,381	\$1,450	10	10	10	ParaProfessional & Tech
- RH1124	Staff Nurse IV - Ambulatory	\$2,998	\$3,148	\$3,306	\$3,471	\$3,645	1	1	1	Registered Nurses
- RH1104	Staff Nurse IV - Inpatient	\$3,148	\$3,306	\$3,471	\$3,645	\$3,827				Registered Nurses
- RH1123	Staff Nurse III - Ambulatory	\$2,813	\$2,954	\$3,102	\$3,258	\$3,421	4	3 *	3 *	Registered Nurses
- RH1103	Staff Nurse III -Inpatient	\$2,954	\$3,102	\$3,258	\$3,421	\$3,592				Registered Nurses
- RH1800	Registered Nurse	\$2,813	\$2,954	\$3,102	\$3,258	\$3,421	2	2	2	Registered Nurses
RS7105	Program Coordinator WIC	\$2,983	\$3,133	\$3,290	\$3,454	\$3,627	1	1	1	Middle Management
RM1182	Program Coordinator-AIDS	\$2,983	\$3,133	\$3,290	\$3,454	\$3,627	1	1	1	Middle Management
RM1181	Program Coord-P H Education	\$2,983	\$3,133	\$3,290	\$3,454	\$3,627	1	1	1	Middle Management
RM1180	Program Coord-Adolescent	\$2,983	\$3,133	\$3,290	\$3,454	\$3,627	1	1	1	Middle Management

**COUNTY OF SAN JOAQUIN**

**POSITION BUDGET DETAIL  
FISCAL YEAR 2013-2014**

JOB CODE	POSITION TITLE	-----BIWEEKLY SALARY-----					ALLOCATED JUNE 2013	RECOMMENDED 2013-2014	ADOPTED 2013-2014	REPRESENTATION UNIT
		STEP 1	STEP 2	STEP 3	STEP 4	STEP 5				
RM0620	ProgramCoord-Clinical Services	\$2,983	\$3,133	\$3,290	\$3,454	\$3,627	1	1	1	Middle Management
RM0226	Management Analyst III	\$2,983	\$3,133	\$3,290	\$3,454	\$3,627	1	1	1	Middle Management
RB6512	Management Analyst II	\$2,442	\$2,564	\$2,692	\$2,826	\$2,968	1	1	1	ParaProfessional & Tech
RB6905	Supervising Epidemiologist	\$2,841	\$2,983	\$3,133	\$3,290	\$3,454	1	1	1	Supervisors Unit
RH4205	Sup Public Hlth Microbiologis	\$2,679	\$2,813	\$2,954	\$3,102	\$3,258	1	1	1	Supervisors Unit
RB6900	Epidemiologist	\$2,654	\$2,786	\$2,926	\$3,072	\$3,226	2	2	2	Professional
RI1103	Dept Info Systems Analyst III	\$2,954	\$3,102	\$3,258	\$3,421	\$3,592	1	1	1	Professional
- RI1102	Dept Info Systems Analyst II	\$2,590	\$2,719	\$2,854	\$2,998	\$3,148	1	1	1	Professional
- RI1101	Dept Info Systems Analyst I	\$2,110	\$2,215	\$2,326	\$2,442	\$2,564				Professional
RP0610	Public Health Emergency	\$2,503	\$2,628	\$2,759	\$2,898	\$3,042	1	1	1	Middle Management
RH4203	Sr Public Hlth Microbiologist	\$2,478	\$2,602	\$2,732	\$2,869	\$3,013	2	2	2	Professional
- RS0201	Case Manager Supervisor	\$2,490	\$2,615	\$2,746	\$2,883	\$3,027				Supervisors Unit
- RS0200	Case Manager	\$2,454	\$2,577	\$2,706	\$2,841	\$2,983				Professional
- RS4101	Public Health Educator	\$2,226	\$2,338	\$2,454	\$2,577	\$2,706	6	6	6	Professional
- RH4212	Public Health Microbiologist II	\$2,361	\$2,478	\$2,602	\$2,732	\$2,869	4	4	4	Professional
- RH2002	Sr Licensed Vocational Nurse	\$1,678	\$1,761	\$1,849	\$1,942	\$2,039				ParaProfessional & Tech
- RH4211	Public Health Microbiologist I	\$2,248	\$2,361	\$2,478	\$2,602	\$2,732	1	2 *	2 *	Professional
- RH4200	Public Health Microbiologist Tr	\$1,932	\$2,029	\$2,130	\$2,238	\$2,349				Professional
- RB6002	Administrative Assistant II	\$2,120	\$2,226	\$2,338	\$2,454	\$2,577				ParaProfessional & Tech
- RB6001	Administrative Assistant I	\$1,849	\$1,942	\$2,039	\$2,142	\$2,248	1	1	1	ParaProfessional & Tech
- RH8502	Sr Public Health Nutritionist	\$2,070	\$2,173	\$2,282	\$2,395	\$2,515	1	1	1	Professional
- RH8501	Public Health Nutritionist	\$1,922	\$2,019	\$2,120	\$2,226	\$2,338	4	4	4	Professional
- RH8500	Public Health Nutritionist Tr	\$1,735	\$1,822	\$1,913	\$2,009	\$2,110				Professional
RB4002	Accountant I	\$2,049	\$2,152	\$2,259	\$2,372	\$2,490	1	1	1	ParaProfessional & Tech
RP0602	Emergency Planner	\$2,039	\$2,142	\$2,248	\$2,361	\$2,478	1	1	1	ParaProfessional & Tech
RS4220	AIDS Services Liaison	\$2,029	\$2,130	\$2,238	\$2,349	\$2,466	1	1	1	Professional
- RS4002	Public Hlth Education Assoc II	\$1,886	\$1,980	\$2,079	\$2,183	\$2,293				Professional

**COUNTY OF SAN JOAQUIN**

**POSITION BUDGET DETAIL  
FISCAL YEAR 2013-2014**

JOB CODE	POSITION TITLE	-----BIWEEKLY SALARY-----					ALLOCATED JUNE 2013	RECOMMENDED 2013-2014	ADOPTED 2013-2014	REPRESENTATION UNIT
		STEP 1	STEP 2	STEP 3	STEP 4	STEP 5				
- RS4001	Public Hlth Education Assoc I	\$1,670	\$1,753	\$1,840	\$1,932	\$2,029				Professional
- RS3001	Senior Social Worker	\$1,770	\$1,858	\$1,951	\$2,049	\$2,152	1	1	1	ParaProfessional & Tech
- RS3000	Social Worker	\$1,530	\$1,606	\$1,686	\$1,770	\$1,858				ParaProfessional & Tech
RB5002	Personnel Technician	\$1,735	\$1,822	\$1,913	\$2,009	\$2,110	1	1	1	Confidential
RS4225	AIDS Surveillance Specialist	\$1,661	\$1,744	\$1,830	\$1,922	\$2,019	1	1	1	ParaProfessional & Tech
- RS4012	Public Hlth Education Asst II	\$1,544	\$1,622	\$1,702	\$1,787	\$1,876	1	1	1	ParaProfessional & Tech
- RS4011	Public Hlth Education Asst I	\$1,401	\$1,470	\$1,544	\$1,622	\$1,702				ParaProfessional & Tech
RO3011	Accounting Technician I	\$1,499	\$1,574	\$1,653	\$1,735	\$1,822	3	3	3	Office & Office Technical
RO2050	Administrative Secretary	\$1,499	\$1,574	\$1,653	\$1,735	\$1,822	1	1	1	Office & Office Technical
RO6700	Office Technician/Coordinator	\$1,401	\$1,470	\$1,544	\$1,622	\$1,702	1	1	1	Office & Office Technical
RO1000	Office Supervisor	\$1,401	\$1,470	\$1,544	\$1,622	\$1,702	4	4	4	Supervisors Unit
RS4222	AIDS Case Worker	\$1,381	\$1,450	\$1,522	\$1,598	\$1,678	1	1	1	ParaProfessional & Tech
RH4961	Public Health Lab Tech II	\$1,283	\$1,347	\$1,414	\$1,485	\$1,559	2	2	2	ParaProfessional & Tech
- RO6110	Senior Office Assistant	\$1,265	\$1,328	\$1,394	\$1,464	\$1,537	22	21 *	21 *	Office & Office Technical
- RO6105	Office Assistant	\$1,205	\$1,265	\$1,328	\$1,394	\$1,464				Office & Office Technical
- RO4182	WIC Nutrition Assistant II	\$1,265	\$1,328	\$1,394	\$1,464	\$1,537	8	8	8	Office & Office Technical
- RO4181	WIC Nutrition Assistant I	\$1,205	\$1,265	\$1,328	\$1,394	\$1,464	2	4 *	4 *	Office & Office Technical
- RS4302	Community Hlth Outreach Worker	\$1,252	\$1,314	\$1,381	\$1,450	\$1,522	15	16 *	16 *	ParaProfessional & Tech
- RS4301	Community Hlth Outreach Wk Trn	\$1,136	\$1,193	\$1,252	\$1,314	\$1,381				ParaProfessional & Tech
<b>ALLOCATED TOTAL</b>						<b>150</b>	<b>152 *</b>	<b>153 *</b>		
<b>Temporary (FTE)</b>						<b>12.6</b>	<b>16.7 *</b>	<b>16.7 *</b>		
<b>POSITION TOTAL</b>						<b>162.6</b>	<b>168.7 *</b>	<b>169.7 *</b>		
<b>Budget Unit - 4041200000 Conservator Services</b>										
EB3300	Public Guardian/Conservator	\$3,540	\$3,718	\$3,903	\$4,098	\$4,304	1	1	1	Senior Management
RS2033	Chief Deputy Public Guardian	\$2,954	\$3,102	\$3,258	\$3,421	\$3,592	1	1	1	Middle Management
RB4003	Accountant III	\$2,314	\$2,430	\$2,552	\$2,679	\$2,813	1	1	1	ParaProfessional & Tech

**COUNTY OF SAN JOAQUIN**

**POSITION BUDGET DETAIL  
FISCAL YEAR 2013-2014**

JOB CODE	POSITION TITLE	-----BIWEEKLY SALARY-----					ALLOCATED JUNE 2013	RECOMMENDED 2013-2014	ADOPTED 2013-2014	REPRESENTATION UNIT
		STEP 1	STEP 2	STEP 3	STEP 4	STEP 5				
RS2034	Suprvsng Deputy Public	\$2,090	\$2,194	\$2,303	\$2,418	\$2,539	1	1	1	Supervisors Unit
- RS2032	Deputy Public Guardian II	\$1,951	\$2,049	\$2,152	\$2,259	\$2,372	8	8	8	ParaProfessional & Tech
- RS2031	Deputy Public Guardian I	\$1,770	\$1,858	\$1,951	\$2,049	\$2,152				ParaProfessional & Tech
- RO3012	Accounting Technician II	\$1,735	\$1,822	\$1,913	\$2,009	\$2,110	1	1	1	Office & Office Technical
- RO3011	Accounting Technician I	\$1,499	\$1,574	\$1,653	\$1,735	\$1,822	4	4	4	Office & Office Technical
RB6000	Junior Administrative Asst	\$1,678	\$1,761	\$1,849	\$1,942	\$2,039	1	1	1	ParaProfessional & Tech
RC2011	Storekeeper I	\$1,422	\$1,492	\$1,567	\$1,645	\$1,727	1	1	1	Trades Labor & Institutnl
RO6115	Office Assistant Specialist	\$1,328	\$1,394	\$1,464	\$1,537	\$1,614	5	5	5	Office & Office Technical
- RO6110	Senior Office Assistant	\$1,265	\$1,328	\$1,394	\$1,464	\$1,537	1	2 *	2 *	Office & Office Technical
- RO6105	Office Assistant	\$1,205	\$1,265	\$1,328	\$1,394	\$1,464				Office & Office Technical
EB7300	Office Occupations Clerk	\$1,076	\$1,130	\$1,187	\$1,246	\$1,308	1	1	1	Office & Office Technical
<b>ALLOCATED TOTAL</b>						<b>26</b>	<b>27 *</b>	<b>27 *</b>		
<b>Temporary (FTE)</b>						<b>2.4</b>	<b>1.5 *</b>	<b>1.5 *</b>		
<b>POSITION TOTAL</b>						<b>28.4</b>	<b>28.5 *</b>	<b>28.5 *</b>		
 <b>Budget Unit - 4041800000 Emergency Medical Sservices</b>										
EH2120	Emergency Med Srvs Administr	\$3,735	\$3,922	\$4,118	\$4,325	\$4,541	1	1	1	Senior Management
RH0224	EMS Trauma Coordinator	\$3,338	\$3,506	\$3,681	\$3,866	\$4,059	1	1	1	Registered Nurses
RH0160	Prehospital Care Coordinator	\$2,454	\$2,577	\$2,706	\$2,841	\$2,983	1	1	1	ParaProfessional & Tech
RH0222	Emergency Medical Srvs Analyst	\$2,442	\$2,564	\$2,692	\$2,826	\$2,968	1	1	1	ParaProfessional & Tech
RH0223	Emergency Medical Srvs Specialist	\$2,248	\$2,361	\$2,478	\$2,602	\$2,732	1	1	1	ParaProfessional & Tech
RH0221	Regional Disaster Med Hlp Spec	\$2,248	\$2,361	\$2,478	\$2,602	\$2,732	2	2	2	ParaProfessional & Tech
RO6700	Office Technician/Coordinator	\$1,401	\$1,470	\$1,544	\$1,622	\$1,702	1	1	1	Office & Office Technical
<b>ALLOCATED TOTAL</b>						<b>8</b>	<b>8</b>	<b>8</b>		
<b>Temporary (FTE)</b>							<b>0.3</b>	<b>0.3 *</b>		
<b>POSITION TOTAL</b>						<b>8</b>	<b>8.3</b>	<b>8.3 *</b>		

**COUNTY OF SAN JOAQUIN**

**POSITION BUDGET DETAIL  
FISCAL YEAR 2013-2014**

JOB CODE	POSITION TITLE	-----BIWEEKLY SALARY-----					ALLOCATED JUNE 2013	RECOMMENDED 2013-2014	ADOPTED 2013-2014	REPRESENTATION UNIT
		STEP 1	STEP 2	STEP 3	STEP 4	STEP 5				
<b>Budget Unit - 4042000000 Environmental Health</b>										
HA1200	Director of Environmental Health	\$3,866	\$4,059	\$4,262	\$4,475	\$4,698	1	1	1	Executive
RI1103	Dept Info Systems Analyst III	\$2,954	\$3,102	\$3,258	\$3,421	\$3,592	1	1	1	Professional
- RI1102	Dept Info Systems Analyst II	\$2,590	\$2,719	\$2,854	\$2,998	\$3,148	1	1	1	Professional
- RI1101	Dept Info Systems Analyst I	\$2,110	\$2,215	\$2,326	\$2,442	\$2,564				Professional
RM0610	Environmental Hlth- Prgm	\$2,854	\$2,998	\$3,148	\$3,306	\$3,471	6	6	6	Middle Management
RE1301	Engineering Geologist	\$2,854	\$2,998	\$3,148	\$3,306	\$3,471	1	1	1	Professional
- RA0604	Lead Sr Reg Environ Hlth Spec	\$2,478	\$2,602	\$2,732	\$2,869	\$3,013	5	6 *	6 *	Professional
- RA0603	Sr Reg Environmental Hlth Spec	\$2,361	\$2,478	\$2,602	\$2,732	\$2,869	32	31 *	31 *	Professional
- RA0602	Reg Environmental Health	\$2,248	\$2,361	\$2,478	\$2,602	\$2,732				Professional
- RA0601	Environmental Health Spec Tr	\$1,702	\$1,787	\$1,876	\$1,970	\$2,070				Professional
- RA0600	Environmental Health Spec	\$1,961	\$2,059	\$2,162	\$2,270	\$2,384				Professional
RA0604	Senior Registered Dairy Inspector	\$2,478	\$2,602	\$2,732	\$2,869	\$3,013	2	2	2	Professional
- RA0500	Registered Dairy Inspector	\$2,248	\$2,361	\$2,478	\$2,602	\$2,732				Professional
RB6512	Management Analyst I	\$2,442	\$2,564	\$2,692	\$2,826	\$2,968	1	1	1	ParaProfessional & Tech
RB4002	Accountant II	\$2,049	\$2,152	\$2,259	\$2,372	\$2,490	1	1	1	ParaProfessional & Tech
RP6013	Hazardous Material Spec Spvr	\$2,029	\$2,130	\$2,238	\$2,349	\$2,466	1	1	1	Safety Invstgtv & Custdl
RP6012	Hazardous Material Specialist II	\$1,932	\$2,029	\$2,130	\$2,238	\$2,349	4	4	4	Safety Invstgtv & Custdl
RO3011	Accounting Technician I	\$1,499	\$1,574	\$1,653	\$1,735	\$1,822	3	3	3	Office & Office Technical
RO2050	Administrative Secretary	\$1,499	\$1,574	\$1,653	\$1,735	\$1,822	1	1	1	Office & Office Technical
RO6115	Office Assistant Specialist	\$1,328	\$1,394	\$1,464	\$1,537	\$1,614	1	1	1	Office & Office Technical
- RO6110	Senior Office Assistant	\$1,265	\$1,328	\$1,394	\$1,464	\$1,537	8	8	8	Office & Office Technical
- RO6105	Office Assistant	\$1,205	\$1,265	\$1,328	\$1,394	\$1,464				Office & Office Technical
<b>ALLOCATED TOTAL</b>						<b>69</b>	<b>69</b>	<b>69</b>		
<b>Temporary (FTE)</b>						<b>0.3</b>	<b>0.3</b>	<b>0.3</b>		
<b>POSITION TOTAL</b>						<b>69.3</b>	<b>69.3</b>	<b>69.3</b>		

COUNTY OF SAN JOAQUIN

POSITION BUDGET DETAIL  
FISCAL YEAR 2013-2014

JOB CODE	POSITION TITLE	-----BIWEEKLY SALARY-----					ALLOCATED JUNE 2013	RECOMMENDED 2013-2014	ADOPTED 2013-2014	REPRESENTATION UNIT
		STEP 1	STEP 2	STEP 3	STEP 4	STEP 5				
<b>Budget Unit - 4045415000 California Children's Services</b>										
ES2203	Assistant Health Officer	\$5,358	\$5,626	\$5,908	\$6,203	\$6,514	1	1	1	Senior Management
RM0810	Childrens Med Services	\$3,681	\$3,866	\$4,059	\$4,262	\$4,475	1	1	1	Middle Management
- RH1813	Senior Public Health Nurse	\$3,226	\$3,388	\$3,558	\$3,735	\$3,922	2	2	2	Registered Nurses
RH6210	Physical Therapy Dept Manager	\$3,179	\$3,338	\$3,506	\$3,681	\$3,866	1	1	1	Middle Management
- RH1812	Public Health Nurse II	\$3,072	\$3,226	\$3,388	\$3,558	\$3,735	4	4	4	Registered Nurses
- RH1811	Public Health Nurse I	\$2,998	\$3,148	\$3,306	\$3,471	\$3,645	4	5 *	5 *	Registered Nurses
- RH1103	Staff Nurse III -Inpatient	\$2,954	\$3,102	\$3,258	\$3,421	\$3,592				Registered Nurses
- RH1123	Staff Nurse III - Ambulatory	\$2,813	\$2,954	\$3,102	\$3,258	\$3,421				Registered Nurses
- RH1800	Registered Nurse	\$2,813	\$2,954	\$3,102	\$3,258	\$3,421				Registered Nurses
- RH6205	Phys Therapist IV-	\$2,826	\$2,968	\$3,117	\$3,273	\$3,437	1	1	1	Supervisors Unit
- RH6203	Physical Therapist-Senior	\$2,615	\$2,746	\$2,883	\$3,027	\$3,179	3	3	3	Professional
- RH6202	Physical Therapist	\$2,372	\$2,490	\$2,615	\$2,746	\$2,883				Professional
- RH6200	Phys Therapist Assistant	\$1,804	\$1,894	\$1,990	\$2,090	\$2,194	2	2	2	ParaProfessional & Tech
- RH6005	Occup Therapist IV-	\$2,654	\$2,786	\$2,926	\$3,072	\$3,226	1	1	1	Supervisors Unit
- RH6003	Occupational Therapist-Senior	\$2,478	\$2,602	\$2,732	\$2,869	\$3,013	1	1	1	Professional
- RH6002	Occupational Therapist	\$2,226	\$2,338	\$2,454	\$2,577	\$2,706				Professional
- RH6000	Occup Therapist Asst	\$1,661	\$1,744	\$1,830	\$1,922	\$2,019	1	1	1	ParaProfessional & Tech
- RH6300	Therapist Aide	\$1,181	\$1,240	\$1,302	\$1,367	\$1,435	2	2	2	ParaProfessional & Tech
- RI1102	Dept Info Systems Analyst II	\$2,590	\$2,719	\$2,854	\$2,998	\$3,148	1	1	1	Professional
- RI1101	Dept Info Sysrems Analyst I	\$2,110	\$2,215	\$2,326	\$2,442	\$2,564				Professional
RO3012	Accounting Technician II	\$1,735	\$1,822	\$1,913	\$2,009	\$2,110	1	1	1	Office & Office Technical
RO3011	Accounting Technician I	\$1,499	\$1,574	\$1,653	\$1,735	\$1,822	1	1	1	Office & Office Technical
RO1000	Office Supervisor	\$1,401	\$1,470	\$1,544	\$1,622	\$1,702	1	1	1	Supervisors Unit
- RO6110	Senior Office Assistant	\$1,265	\$1,328	\$1,394	\$1,464	\$1,537	14	14	14	Office & Office Technical
- RO6105	Office Assistant	\$1,205	\$1,265	\$1,328	\$1,394	\$1,464	3	3	3	Office & Office Technical

**COUNTY OF SAN JOAQUIN**

**POSITION BUDGET DETAIL  
FISCAL YEAR 2013-2014**

JOB CODE	POSITION TITLE	-----BIWEEKLY SALARY-----					ALLOCATED JUNE 2013	RECOMMENDED 2013-2014	ADOPTED 2013-2014	REPRESENTATION UNIT
		STEP 1	STEP 2	STEP 3	STEP 4	STEP 5				
<b>ALLOCATED TOTAL</b>						<b>45</b>	<b>46 *</b>	<b>46 *</b>		
<b>POSITION TOTAL</b>						<b>45</b>	<b>46 *</b>	<b>46 *</b>		
<b>Budget Unit - 4049100000 Children &amp; Families Program</b>										
ES1500	Children & Families	\$3,699	\$3,885	\$4,079	\$4,283	\$4,497	1	1	1	Senior Management
RB6210	Contracts Analyst	\$2,503	\$2,628	\$2,759	\$2,898	\$3,042	5	5	5	ParaProfessional & Tech
- RB4002	Accountant II	\$2,049	\$2,152	\$2,259	\$2,372	\$2,490	1	1	1	ParaProfessional & Tech
- RB4001	Accountant I	\$1,744	\$1,830	\$1,922	\$2,019	\$2,120				ParaProfessional & Tech
RO6700	Office Technician/Coordinator	\$1,401	\$1,470	\$1,544	\$1,622	\$1,702	1	1	1	Office & Office Technical
<b>ALLOCATED TOTAL</b>						<b>8</b>	<b>8</b>	<b>8</b>		
<b>POSITION TOTAL</b>						<b>8</b>	<b>8</b>	<b>8</b>		
<b>Budget Unit - 4049500000 Health Care Services Administration</b>										
HH1100	Director Health Care Services	\$6,675	\$7,009	\$7,359	\$7,727	\$8,114	1	1	1	Executive
HH1105	Asst Director- Health Care Svs	\$5,937	\$6,234	\$6,546	\$6,873	\$7,216	1	1	1	Executive
RM0226	Management Analyst III	\$2,983	\$3,133	\$3,290	\$3,454	\$3,627	1	1	1	Middle Management
RO2050	Administrative Secretary	\$1,499	\$1,574	\$1,653	\$1,735	\$1,822	1	1	1	Office & Office Technical
<b>ALLOCATED TOTAL</b>						<b>4</b>	<b>4</b>	<b>4</b>		
<b>POSITION TOTAL</b>						<b>4</b>	<b>4</b>	<b>4</b>		
<b>Budget Unit - 5050101000 Human Services Agency Administration</b>										
HS1150	Director of Human Services	\$5,518	\$5,794	\$6,084	\$6,388	\$6,708	1	1	1	Executive
- RL2084	Child Protective Svs Counsel IV	\$4,562	\$4,790	\$5,030	\$5,282	\$5,545	3	3	3	Confidential
- RL2083	Child Protective Svs Counsel III	\$3,942	\$4,138	\$4,346	\$4,562	\$4,790	1	1	1	Confidential
- RL2082	Child Protective Svs Counsel II	\$3,148	\$3,306	\$3,471	\$3,645	\$3,827				Confidential
- RL2081	Child Protective Svs Counsel I	\$2,590	\$2,719	\$2,854	\$2,998	\$3,148				Confidential
EB2100	Deputy Director of HSA	\$3,827	\$4,019	\$4,220	\$4,431	\$4,653	5	5	5	Senior Management

**COUNTY OF SAN JOAQUIN**

**POSITION BUDGET DETAIL  
FISCAL YEAR 2013-2014**

JOB CODE	POSITION TITLE	-----BIWEEKLY SALARY-----					ALLOCATED JUNE 2013	RECOMMENDED 2013-2014	ADOPTED 2013-2014	REPRESENTATION UNIT
		STEP 1	STEP 2	STEP 3	STEP 4	STEP 5				
RI1011	Dept Information Systems Manager	\$3,574	\$3,754	\$3,942	\$4,138	\$4,346	1	1	1	Middle Management
RM0800	Child Welfare Division Chief	\$3,471	\$3,645	\$3,827	\$4,019	\$4,220	3	3	3	Middle Management
RM0224	Management Services Admin	\$3,195	\$3,355	\$3,523	\$3,699	\$3,885	1	1	1	Middle Management
- RM0226	Management Analyst III	\$2,983	\$3,133	\$3,290	\$3,454	\$3,627	3	4 *	4 *	Middle Management
- RB6512	Management Analyst II	\$2,442	\$2,564	\$2,692	\$2,826	\$2,968				ParaProfessional & Tech
- RB6511	Management Analyst I	\$1,813	\$1,904	\$1,999	\$2,099	\$2,205				ParaProfessional & Tech
RI1203	Dept Applications Analyst III	\$2,954	\$3,102	\$3,258	\$3,421	\$3,592	1	1	1	Professional
RM1153	Program Manager	\$2,926	\$3,072	\$3,226	\$3,388	\$3,558	10	12 *	12 *	Middle Management
- RS0122	HSA Program Supervisor II	\$2,679	\$2,813	\$2,954	\$3,102	\$3,258	5	5	5	Supervisors Unit
- RS0121	HSA Program Supervisor I	\$2,152	\$2,259	\$2,372	\$2,490	\$2,615				Supervisors Unit
RB6211	Contracts Supervisor	\$2,679	\$2,813	\$2,954	\$3,102	\$3,258	1	1	1	Supervisors Unit
- RI1102	Dept Info Systems Analyst II	\$2,590	\$2,719	\$2,854	\$2,998	\$3,148	1	1	1	Professional
- RI1101	Dept Info Systems Analyst I	\$2,110	\$2,215	\$2,326	\$2,442	\$2,564				Professional
RB6210	Contracts Analyst	\$2,503	\$2,628	\$2,759	\$2,898	\$3,042	2	2	2	ParaProfessional & Tech
- RB6202	HSA Staff Analyst II	\$2,503	\$2,628	\$2,759	\$2,898	\$3,042	16	16	16	ParaProfessional & Tech
- RB6201	HSA Staff Analyst I	\$2,205	\$2,314	\$2,430	\$2,552	\$2,679	9	13 *	13 *	ParaProfessional & Tech
RB5102	Departmental Personnel	\$2,442	\$2,564	\$2,692	\$2,826	\$2,968	1	1	1	Confidential
RS3415	Social Worker Supervisor II	\$2,395	\$2,515	\$2,641	\$2,773	\$2,911	23	24 *	24 *	Supervisors Unit
RL3041	Investigator I	\$2,361	\$2,478	\$2,602	\$2,732	\$2,869	4	4	4	Safety Invstgtv & Custdl
RB4003	Accountant III	\$2,314	\$2,430	\$2,552	\$2,679	\$2,813	1	1	1	ParaProfessional & Tech
RB4002	Accountant II	\$2,049	\$2,152	\$2,259	\$2,372	\$2,490	3	3	3	ParaProfessional & Tech
RS3410	Social Worker Supervisor I	\$2,238	\$2,349	\$2,466	\$2,590	\$2,719	4	4	4	Supervisors Unit
- RS3405	Social Worker V	\$2,238	\$2,349	\$2,466	\$2,590	\$2,719	69	76 *	76 *	Professional
- RS3404	Social Worker IV	\$2,130	\$2,238	\$2,349	\$2,466	\$2,590	44	44	44	ParaProfessional & Tech
- RS3403	Social Worker III	\$2,009	\$2,110	\$2,215	\$2,326	\$2,442	33	33	33	ParaProfessional & Tech
- RS3402	Social Worker II	\$1,770	\$1,858	\$1,951	\$2,049	\$2,152	31	34 *	34 *	ParaProfessional & Tech
- RS3401	Social Worker I	\$1,530	\$1,606	\$1,686	\$1,770	\$1,858				ParaProfessional & Tech

**COUNTY OF SAN JOAQUIN**

**POSITION BUDGET DETAIL  
FISCAL YEAR 2013-2014**

JOB CODE	POSITION TITLE	-----BIWEEKLY SALARY-----					ALLOCATED JUNE 2013	RECOMMENDED 2013-2014	ADOPTED 2013-2014	REPRESENTATION UNIT
		STEP 1	STEP 2	STEP 3	STEP 4	STEP 5				
RI1303	Dept Info Systems Spec III	\$2,152	\$2,259	\$2,372	\$2,490	\$2,615	2	2	2	ParaProfessional & Tech
- RI1302	Dept Info Systems Spec II	\$1,904	\$1,999	\$2,099	\$2,205	\$2,314	5	5	5	ParaProfessional & Tech
- RI1301	Dept Info Systems Specialist I	\$1,727	\$1,813	\$1,904	\$1,999	\$2,099				ParaProfessional & Tech
RS5003	Employment Training Supervisor	\$2,070	\$2,173	\$2,282	\$2,395	\$2,515	5	5	5	Supervisors Unit
RS0111	Benefits Systems Supervisor	\$2,039	\$2,142	\$2,248	\$2,361	\$2,478	1	1	1	Supervisors Unit
RS1075	Shelter Social Worker	\$1,961	\$2,059	\$2,162	\$2,270	\$2,384	3	3	3	Safety Invstgtv & Custdl
RS0105	Eligibility Supervisor	\$1,942	\$2,039	\$2,142	\$2,248	\$2,361	51	63 *	63 *	Supervisors Unit
RS0110	Benefits Systems Specialist	\$1,904	\$1,999	\$2,099	\$2,205	\$2,314	3	3	3	ParaProfessional & Tech
RO3012	Accounting Technician II	\$1,735	\$1,822	\$1,913	\$2,009	\$2,110	2	2	2	Office & Office Technical
RO3011	Accounting Technician I	\$1,499	\$1,574	\$1,653	\$1,735	\$1,822	11	11	11	Office & Office Technical
RO2060	Executive Secretary	\$1,735	\$1,822	\$1,913	\$2,009	\$2,110	1	1	1	Office & Office Technical
- RS5002	Employment Training Spec II	\$1,727	\$1,813	\$1,904	\$1,999	\$2,099	39	39	39	ParaProfessional & Tech
- RS5001	Employment Training Spec I	\$1,567	\$1,645	\$1,727	\$1,813	\$1,904				ParaProfessional & Tech
RS0103	Eligibility Worker III	\$1,630	\$1,710	\$1,796	\$1,886	\$1,980	22	22	22	ParaProfessional & Tech
- RS0102	Eligibility Worker II	\$1,530	\$1,606	\$1,686	\$1,770	\$1,858	245	245	245	ParaProfessional & Tech
- RS0101	Eligibility Worker I	\$1,295	\$1,360	\$1,428	\$1,499	\$1,574	94	182 *	182 *	ParaProfessional & Tech
RO1500	Senior Administrative Spvr	\$1,630	\$1,710	\$1,796	\$1,886	\$1,980	4	4	4	Supervisors Unit
RC2012	Storekeeper II	\$1,606	\$1,686	\$1,770	\$1,858	\$1,951	1	1	1	Supervisors Unit
- RO4602	Collections Clerk II	\$1,506	\$1,582	\$1,661	\$1,744	\$1,830	3	3	3	Office & Office Technical
- RO4601	Collections Clerk I	\$1,289	\$1,354	\$1,422	\$1,492	\$1,567				Office & Office Technical
RO2051	Administrative Secretary	\$1,499	\$1,574	\$1,653	\$1,735	\$1,822	1	1	1	Confidential
RO2050	Administrative Secretary	\$1,499	\$1,574	\$1,653	\$1,735	\$1,822	1	1	1	Office & Office Technical
RC0402	Crafts Worker II	\$1,492	\$1,567	\$1,645	\$1,727	\$1,813		1 *	1 *	Trades Labor & Institutnl
RC1502	Lead Transportation Worker	\$1,408	\$1,478	\$1,552	\$1,630	\$1,710	1	1	1	Safety Invstgtv & Custdl
RO2000	Office Secretary	\$1,401	\$1,470	\$1,544	\$1,622	\$1,702	2	2	2	Office & Office Technical
RO1000	Office Supervisor	\$1,401	\$1,470	\$1,544	\$1,622	\$1,702	8	8	8	Supervisors Unit
RO7202	Offset Equipment Operator II	\$1,374	\$1,442	\$1,514	\$1,590	\$1,670	1	1	1	Trades Labor & Institutnl

**COUNTY OF SAN JOAQUIN**

**POSITION BUDGET DETAIL  
FISCAL YEAR 2013-2014**

JOB CODE	POSITION TITLE	-----BIWEEKLY SALARY-----					ALLOCATED JUNE 2013	RECOMMENDED 2013-2014	ADOPTED 2013-2014	REPRESENTATION UNIT
		STEP 1	STEP 2	STEP 3	STEP 4	STEP 5				
- RL0302	Legal Technician II	\$1,450	\$1,522	\$1,598	\$1,678	\$1,761				Office & Office Technical
- RL0301	Legal Technician I	\$1,374	\$1,442	\$1,514	\$1,590	\$1,670	3	3	3	Office & Office Technical
RC1501	Transportation Worker	\$1,341	\$1,408	\$1,478	\$1,552	\$1,630	4	4	4	Safety Invstgtv & Custdl
RO6120	Department Payroll Specialist	\$1,328	\$1,394	\$1,464	\$1,537	\$1,614	2	2	2	Office & Office Technical
RO6115	Office Assistant Specialist	\$1,328	\$1,394	\$1,464	\$1,537	\$1,614	12	12	12	Office & Office Technical
- RO6110	Senior Office Assistant	\$1,265	\$1,328	\$1,394	\$1,464	\$1,537	98	98	98	Office & Office Technical
- RO6105	Office Assistant	\$1,205	\$1,265	\$1,328	\$1,394	\$1,464	32	40 *	40 *	Office & Office Technical
RC2001	Stock Clerk II	\$1,258	\$1,321	\$1,387	\$1,457	\$1,530	3	3	3	Trades Labor & Institutnl
RO7201	Offset Equipment Operator I	\$1,205	\$1,265	\$1,328	\$1,394	\$1,464	2	2	2	Trades Labor & Institutnl
RS0140	Teaching & Demonstrating Home	\$1,103	\$1,158	\$1,216	\$1,277	\$1,341	2	2	2	Office & Office Technical
<b>ALLOCATED TOTAL</b>						<b>940</b>	<b>1,067 *</b>	<b>1,067 *</b>		
<b>Temporary (FTE)</b>						<b>13</b>	<b>6.2 *</b>	<b>6.2 *</b>		
<b>POSITION TOTAL</b>						<b>953</b>	<b>1,073.20 *</b>	<b>1,073.20 *</b>		
<b>Budget Unit - 5053900000 Mary Graham Children's Shelter</b>										
ES2150	Director Mary Graham Child Shelter	\$3,645	\$3,827	\$4,019	\$4,220	\$4,431	1	1	1	Senior Management
ES2153	Assistant Dir-Mary Graham CS	\$2,786	\$2,926	\$3,072	\$3,226	\$3,388	1	1	1	Middle Management
RS1082	Shelter Supervisor II	\$2,407	\$2,527	\$2,654	\$2,786	\$2,926	2	2	2	Safety Invstgtv & Custdl
RS1081	Shelter Supervisor I	\$2,130	\$2,238	\$2,349	\$2,466	\$2,590	7	7	7	Safety Invstgtv & Custdl
- RB6002	Administrative Assistant II	\$2,120	\$2,226	\$2,338	\$2,454	\$2,577	1	1	1	ParaProfessional & Tech
- RB6001	Administrative Assistant I	\$1,849	\$1,942	\$2,039	\$2,142	\$2,248				ParaProfessional & Tech
RS1100	MGCS Trainer	\$2,099	\$2,205	\$2,314	\$2,430	\$2,552	1	*	*	Safety Invstgtv & Custdl
RC0403	Crafts Worker III	\$1,904	\$1,999	\$2,099	\$2,205	\$2,314		1 *	1 *	Trades Labor & Institutnl
- RS1072	Shelter Counselor II	\$1,867	\$1,961	\$2,059	\$2,162	\$2,270	16	16	16	Safety Invstgtv & Custdl
- RS1071	Shelter Counselor I	\$1,590	\$1,670	\$1,753	\$1,840	\$1,932	3	3	3	Safety Invstgtv & Custdl
RO3011	Accounting Technician I	\$1,499	\$1,574	\$1,653	\$1,735	\$1,822	1	1	1	Office & Office Technical
RO6700	Office Technician/Coordinator	\$1,401	\$1,470	\$1,544	\$1,622	\$1,702	1	1	1	Office & Office Technical

**COUNTY OF SAN JOAQUIN**

**POSITION BUDGET DETAIL  
FISCAL YEAR 2013-2014**

JOB CODE	POSITION TITLE	-----BIWEEKLY SALARY-----					ALLOCATED JUNE 2013	RECOMMENDED 2013-2014	ADOPTED 2013-2014	REPRESENTATION UNIT
		STEP 1	STEP 2	STEP 3	STEP 4	STEP 5				
- RO6110	Senior Office Assistant	\$1,265	\$1,328	\$1,394	\$1,464	\$1,537	4	4	4	Office & Office Technical
- RO6105	Office Assistant	\$1,205	\$1,265	\$1,328	\$1,394	\$1,464				Office & Office Technical
RF0300	Housekeeping Service Worker	\$1,087	\$1,142	\$1,198	\$1,258	\$1,321	3	3	3	Trades Labor & Institutnl
<b>ALLOCATED TOTAL</b>							<b>41</b>	<b>41</b>	<b>41</b>	
<b>Temporary (FTE)</b>							<b>11</b>	<b>9.1 *</b>	<b>9.1 *</b>	
<b>POSITION TOTAL</b>							<b>52</b>	<b>50.1 *</b>	<b>50.1 *</b>	

**Budget Unit - 5054101000 Aging & Community Services**

RM1151	Adult Services Division Chief	\$3,471	\$3,645	\$3,827	\$4,019	\$4,220	1	1	1	Middle Management
RM1150	Community Services Program	\$2,926	\$3,072	\$3,226	\$3,388	\$3,558	1	1	1	Middle Management
RS7060	Aging Programs Coordinator	\$2,577	\$2,706	\$2,841	\$2,983	\$3,133	1	1	1	ParaProfessional & Tech
- RB6202	HSA Staff Analyst II	\$2,503	\$2,628	\$2,759	\$2,898	\$3,042	1	1	1	ParaProfessional & Tech
- RB6201	HSA Staff Analyst I	\$2,205	\$2,314	\$2,430	\$2,552	\$2,679				ParaProfessional & Tech
- RB6512	Management Analyst II	\$2,442	\$2,564	\$2,692	\$2,826	\$2,968	1	1	1	ParaProfessional & Tech
- RB6511	Management Analyst I	\$1,813	\$1,904	\$1,999	\$2,099	\$2,205				ParaProfessional & Tech
RS3415	Social Worker Supervisor II	\$2,395	\$2,515	\$2,641	\$2,773	\$2,911	1	1	1	Supervisors Unit
RS7080	Community Services Program Su	\$2,384	\$2,503	\$2,628	\$2,759	\$2,898	1	1	1	Supervisors Unit
RB4003	Accountant III	\$2,314	\$2,430	\$2,552	\$2,679	\$2,813	1	1	1	ParaProfessional & Tech
RB4002	Accountant II	\$2,049	\$2,152	\$2,259	\$2,372	\$2,490	2	2	2	ParaProfessional & Tech
RS7045	Ombudsman Coordinator	\$2,029	\$2,130	\$2,238	\$2,349	\$2,466	1	1	1	Supervisors Unit
RC0303	Weatherization Coordinator	\$1,904	\$1,999	\$2,099	\$2,205	\$2,314	1	1	1	Supervisors Unit
RS7070	HSA Program Coordinator	\$1,813	\$1,904	\$1,999	\$2,099	\$2,205	3	3	3	ParaProfessional & Tech
RS7020	Community Social Services Dir	\$1,813	\$1,904	\$1,999	\$2,099	\$2,205	8	8	8	Supervisors Unit
- RS3402	Social Worker II	\$1,770	\$1,858	\$1,951	\$2,049	\$2,152	2	2	2	ParaProfessional & Tech
- RS3401	Social Worker I	\$1,530	\$1,606	\$1,686	\$1,770	\$1,858				ParaProfessional & Tech
RO3012	Accounting Technician II	\$1,735	\$1,822	\$1,913	\$2,009	\$2,110	2	3 *	3 *	Office & Office Technical
RC0302	Sr Weatherization Specialist	\$1,645	\$1,727	\$1,813	\$1,904	\$1,999	2	2	2	Trades Labor & Institutnl

**COUNTY OF SAN JOAQUIN**

**POSITION BUDGET DETAIL  
FISCAL YEAR 2013-2014**

JOB CODE	POSITION TITLE	-----BIWEEKLY SALARY-----					ALLOCATED JUNE 2013	RECOMMENDED 2013-2014	ADOPTED 2013-2014	REPRESENTATION UNIT
		STEP 1	STEP 2	STEP 3	STEP 4	STEP 5				
RO3011	Accounting Technician I	\$1,499	\$1,574	\$1,653	\$1,735	\$1,822	4	2 *	2 *	Office & Office Technical
RC0301	Weatherization Specialist	\$1,422	\$1,492	\$1,567	\$1,645	\$1,727	1	2 *	2 *	Trades Labor & Institutnl
RC2011	Storekeeper I	\$1,422	\$1,492	\$1,567	\$1,645	\$1,727	1	1	1	Trades Labor & Institutnl
RO6700	Office Technician/Coordinator	\$1,401	\$1,470	\$1,544	\$1,622	\$1,702	1	1	1	Office & Office Technical
RS7090	Sr Info & Assistance Spec	\$1,387	\$1,457	\$1,530	\$1,606	\$1,686	3	3	3	ParaProfessional & Tech
RS7015	Community Social	\$1,387	\$1,457	\$1,530	\$1,606	\$1,686	7	8 *	8 *	ParaProfessional & Tech
RE1400	Energy Program Specialist	\$1,387	\$1,457	\$1,530	\$1,606	\$1,686	4	4	4	ParaProfessional & Tech
- RO6110	Senior Office Assistant	\$1,265	\$1,328	\$1,394	\$1,464	\$1,537	2	2	2	Office & Office Technical
- RO6105	Office Assistant	\$1,205	\$1,265	\$1,328	\$1,394	\$1,464	1	1	1	Office & Office Technical
						<b>ALLOCATED TOTAL</b>	<b>53</b>	<b>54 *</b>	<b>54 *</b>	
						<b>Temporary (FTE)</b>	<b>8</b>	<b>7.2 *</b>	<b>7.2 *</b>	
						<b>POSITION TOTAL</b>	<b>61</b>	<b>61.2 *</b>	<b>61.2 *</b>	
<b>Budget Unit - 5055103000 Employment &amp; Economic Development</b>										
HS1250	Director Employment & Econ	\$3,979	\$4,178	\$4,387	\$4,606	\$4,837	1	1	1	Executive
RI1104	Dept Info Systems Analyst IV	\$3,226	\$3,388	\$3,558	\$3,735	\$3,922	1	1	1	Professional
ES2260	Deputy Dir-	\$3,164	\$3,322	\$3,489	\$3,663	\$3,846	1	1	1	Senior Management
ES2255	EEDD Economic Development	\$3,164	\$3,322	\$3,489	\$3,663	\$3,846	1	1	1	Senior Management
RI1103	Dept Info Systems Analyst III	\$2,954	\$3,102	\$3,258	\$3,421	\$3,592	1	1	1	Professional
RM1173	EEDD Admin. Services	\$2,940	\$3,087	\$3,242	\$3,404	\$3,574	3	3	3	Middle Management
RM1175	EEDD Enterprise Zone	\$2,732	\$2,869	\$3,013	\$3,164	\$3,322	1	1	1	Middle Management
RM1171	EEDD Division Manager	\$2,732	\$2,869	\$3,013	\$3,164	\$3,322	3	3	3	Middle Management
RB0610	EEDD Business Loan Manager	\$2,692	\$2,826	\$2,968	\$3,117	\$3,273	1	1	1	Middle Management
- RI1102	Dept Info Systems Analyst II	\$2,590	\$2,719	\$2,854	\$2,998	\$3,148	3	3	3	Professional
- RI1101	Dept Info Systems Analyst I	\$2,110	\$2,215	\$2,326	\$2,442	\$2,564				Professional
RB6303	EEDD Analyst III	\$2,430	\$2,552	\$2,679	\$2,813	\$2,954	2	2	2	ParaProfessional & Tech
- RB6302	EEDD Analyst II	\$2,120	\$2,226	\$2,338	\$2,454	\$2,577	3	3	3	ParaProfessional & Tech

**COUNTY OF SAN JOAQUIN**

**POSITION BUDGET DETAIL  
FISCAL YEAR 2013-2014**

JOB CODE	POSITION TITLE	BIWEEKLY SALARY					ALLOCATED JUNE 2013	RECOMMENDED 2013-2014	ADOPTED 2013-2014	REPRESENTATION UNIT
		STEP 1	STEP 2	STEP 3	STEP 4	STEP 5				
- RB6301	EEDD Analyst I	\$1,922	\$2,019	\$2,120	\$2,226	\$2,338				ParaProfessional & Tech
RB4003	Accountant III	\$2,314	\$2,430	\$2,552	\$2,679	\$2,813	1	1	1	ParaProfessional & Tech
RB0600	Business Loan Officer	\$2,205	\$2,314	\$2,430	\$2,552	\$2,679	1	1	1	ParaProfessional & Tech
RS5003	Employment Training Supervisor	\$2,070	\$2,173	\$2,282	\$2,395	\$2,515	7	7	7	Supervisors Unit
- RB4002	Accountant II	\$2,049	\$2,152	\$2,259	\$2,372	\$2,490	2	2	2	ParaProfessional & Tech
- RB4001	Accountant I	\$1,744	\$1,830	\$1,922	\$2,019	\$2,120				ParaProfessional & Tech
- RI1302	Dept Info Systems Spec II	\$1,904	\$1,999	\$2,099	\$2,205	\$2,314	1	1	1	ParaProfessional & Tech
- RI1301	Dept Info Systems Specialist I	\$1,727	\$1,813	\$1,904	\$1,999	\$2,099				ParaProfessional & Tech
RB0615	EEDD Bus Retention &	\$1,849	\$1,942	\$2,039	\$2,142	\$2,248	3	5 *	5 *	ParaProfessional & Tech
RO3012	Accounting Technician II	\$1,735	\$1,822	\$1,913	\$2,009	\$2,110	1	1	1	Office & Office Technical
RO3011	Accounting Technician I	\$1,499	\$1,574	\$1,653	\$1,735	\$1,822	3	3	3	Office & Office Technical
RO2060	Executive Secretary	\$1,735	\$1,822	\$1,913	\$2,009	\$2,110	1	1	1	Office & Office Technical
- RS5512	EEDD Employment Srvcs Spec II	\$1,727	\$1,813	\$1,904	\$1,999	\$2,099	3	2 *	2 *	ParaProfessional & Tech
- RS5511	EEDD Employment Srvcs Spec I	\$1,567	\$1,645	\$1,727	\$1,813	\$1,904				ParaProfessional & Tech
- RS5002	Employment Training Spec II	\$1,727	\$1,813	\$1,904	\$1,999	\$2,099	25	24 *	24 *	ParaProfessional & Tech
- RS5001	Employment Training Spec I	\$1,567	\$1,645	\$1,727	\$1,813	\$1,904	1	1	1	ParaProfessional & Tech
RC2015	EEDD Facilities Coordinator	\$1,686	\$1,770	\$1,858	\$1,951	\$2,049	1	1	1	Supervisors Unit
RO1500	Senior Administrative Spvr	\$1,630	\$1,710	\$1,796	\$1,886	\$1,980	1	1	1	Supervisors Unit
RO2000	Office Secretary	\$1,401	\$1,470	\$1,544	\$1,622	\$1,702	1	1	1	Office & Office Technical
RO1000	Office Supervisor	\$1,401	\$1,470	\$1,544	\$1,622	\$1,702	2	2	2	Supervisors Unit
- RS5502	EEDD Intake & Referral Spec II	\$1,328	\$1,394	\$1,464	\$1,537	\$1,614	5	4 *	4 *	Office & Office Technical
- RS5501	EEDD Intake & Referral Spec I	\$1,205	\$1,265	\$1,328	\$1,394	\$1,464				Office & Office Technical
- RO6110	Senior Office Assistant	\$1,265	\$1,328	\$1,394	\$1,464	\$1,537	11	11	11	Office & Office Technical
- RO6105	Office Assistant	\$1,205	\$1,265	\$1,328	\$1,394	\$1,464				Office & Office Technical
RC2001	Stock Clerk II	\$1,258	\$1,321	\$1,387	\$1,457	\$1,530	1	1	1	Trades Labor & Institutnl
<b>ALLOCATED TOTAL</b>						<b>92</b>	<b>91 *</b>	<b>91 *</b>		

**COUNTY OF SAN JOAQUIN**

**POSITION BUDGET DETAIL  
FISCAL YEAR 2013-2014**

JOB CODE	POSITION TITLE	-----BIWEEKLY SALARY-----					ALLOCATED JUNE 2013	RECOMMENDED 2013-2014	ADOPTED 2013-2014	REPRESENTATION UNIT
		STEP 1	STEP 2	STEP 3	STEP 4	STEP 5				
					Temporary (FTE)	12.4	12.2 *	12.2 *		
					POSITION TOTAL	104.4	103.2 *	103.2 *		
<b>Budget Unit - 5055246000 Neighborhood Preservation</b>										
EE2102	Deputy Dir of Neighborhood Presr	\$3,489	\$3,663	\$3,846	\$4,039	\$4,241		1 *	1 *	Senior Management
- RM0226	Management Analyst III	\$2,983	\$3,133	\$3,290	\$3,454	\$3,627	3	2 *	2 *	Middle Management
- RB6512	Management Analyst II	\$2,442	\$2,564	\$2,692	\$2,826	\$2,968				ParaProfessional & Tech
- RB6511	Management Analyst I	\$1,813	\$1,904	\$1,999	\$2,099	\$2,205				ParaProfessional & Tech
RC0203	Sr Housing Rehab Specialist	\$2,503	\$2,628	\$2,759	\$2,898	\$3,042	1	1	1	Supervisors Unit
- RC0202	Housing Rehab Specialist II	\$2,270	\$2,384	\$2,503	\$2,628	\$2,759	1	*	*	Trades Labor & Institutnl
- RC0201	Housing Rehab Specialist I	\$2,162	\$2,270	\$2,384	\$2,503	\$2,628				Trades Labor & Institutnl
RB4002	Accountant II	\$2,049	\$2,152	\$2,259	\$2,372	\$2,490	1	1	1	ParaProfessional & Tech
RO3011	Accounting Technician I	\$1,499	\$1,574	\$1,653	\$1,735	\$1,822	1	1	1	Office & Office Technical
RO2050	Administrative Secretary	\$1,499	\$1,574	\$1,653	\$1,735	\$1,822	1	1	1	Office & Office Technical
RO6115	Senior Office Assistant	\$1,328	\$1,394	\$1,464	\$1,537	\$1,614	1	1	1	Office & Office Technical
					ALLOCATED TOTAL	9	8 *	8 *		
					POSITION TOTAL	9	8 *	8 *		
<b>Budget Unit - 5055600000 Veterans Service Office</b>										
HB1400	Veterans Service Officer	\$2,430	\$2,552	\$2,679	\$2,813	\$2,954	1	1	1	Executive
- RB0802	Veterans Service Rep II	\$1,598	\$1,678	\$1,761	\$1,849	\$1,942	2	2	2	ParaProfessional & Tech
- RB0801	Veterans Service Rep I	\$1,354	\$1,422	\$1,492	\$1,567	\$1,645				ParaProfessional & Tech
- RO6110	Senior Office Assistant	\$1,265	\$1,328	\$1,394	\$1,464	\$1,537	1	1	1	Office & Office Technical
- RO6105	Office Assistant	\$1,205	\$1,265	\$1,328	\$1,394	\$1,464				Office & Office Technical
					ALLOCATED TOTAL	4	4	4		
					POSITION TOTAL	4	4	4		

**COUNTY OF SAN JOAQUIN**

**POSITION BUDGET DETAIL  
FISCAL YEAR 2013-2014**

JOB CODE	POSITION TITLE	-----BIWEEKLY SALARY-----					ALLOCATED JUNE 2013	RECOMMENDED 2013-2014	ADOPTED 2013-2014	REPRESENTATION UNIT
		STEP 1	STEP 2	STEP 3	STEP 4	STEP 5				
<b>Budget Unit - 5056500000 County Head Start</b>										
RS8100	Head Start Grantee Director	\$3,290	\$3,454	\$3,627	\$3,809	\$3,999	1	1	1	Middle Management
RB6210	Contracts Analyst	\$2,503	\$2,628	\$2,759	\$2,898	\$3,042	1	1	1	ParaProfessional & Tech
RB6002	Administrative Assistant II	\$2,120	\$2,226	\$2,338	\$2,454	\$2,577	1	1	1	ParaProfessional & Tech
							<b>3</b>	<b>3</b>	<b>3</b>	
							<b>3</b>	<b>3</b>	<b>3</b>	
<b>Budget Unit - 6061500000 Cooperative Extension</b>										
RO2060	Executive Secretary	\$1,735	\$1,822	\$1,913	\$2,009	\$2,110	1	*	*	Office & Office Technical
RB6000	Junior Administrative Assistant	\$1,678	\$1,761	\$1,849	\$1,942	\$2,039		1 *	1 *	ParaProfessional & Tech
- RO6110	Senior Office Assistant	\$1,265	\$1,328	\$1,394	\$1,464	\$1,537	2	2	2	Office & Office Technical
- RO6105	Office Assistant	\$1,205	\$1,265	\$1,328	\$1,394	\$1,464				Office & Office Technical
RA0101	Agriculture Field & Lab	\$1,374	\$1,442	\$1,514	\$1,590	\$1,670		1 *	1 *	Trades Labor & Institutnl
							<b>3</b>	<b>4 *</b>	<b>4 *</b>	
							<b>3</b>	<b>4 *</b>	<b>4 *</b>	
<b>Budget Unit - 7070300000 Parks &amp; Recreation</b>										
EC2202	Parks Administrator	\$3,102	\$3,258	\$3,421	\$3,592	\$3,771	1	1	1	Senior Management
RM0100	Parks Marketing & Promotion Spec	\$1,849	\$1,942	\$2,039	\$2,142	\$2,248	1	1	1	Professional
RC0803	Senior Park Worker	\$1,849	\$1,942	\$2,039	\$2,142	\$2,248	1	1	1	Supervisors Unit
RA0702	Zoo & Interpretive Srvs Mngr	\$1,849	\$1,942	\$2,039	\$2,142	\$2,248	1	1	1	Middle Management
RM0140	Zoo Curator	\$1,678	\$1,761	\$1,849	\$1,942	\$2,039	1	1	1	Supervisors Unit
RC0801	Senior Park Worker	\$1,630	\$1,710	\$1,796	\$1,886	\$1,980	2	2	2	Supervisors Unit
RC3003	Park Equipment Mechanic	\$1,530	\$1,606	\$1,686	\$1,770	\$1,858	1	1	1	Trades Labor & Institutnl
RO3011	Accounting Technician I	\$1,499	\$1,574	\$1,653	\$1,735	\$1,822	1	1	1	Office & Office Technical
RP0730	Labor Crew Leader	\$1,485	\$1,559	\$1,637	\$1,718	\$1,804	1	1	1	Trades Labor & Institutnl
RA0715	Nature Center Coordinator	\$1,478	\$1,552	\$1,630	\$1,710	\$1,796	1	1	1	ParaProfessional & Tech

**COUNTY OF SAN JOAQUIN**

**POSITION BUDGET DETAIL  
FISCAL YEAR 2013-2014**

JOB CODE	POSITION TITLE	-----BIWEEKLY SALARY-----					ALLOCATED JUNE 2013	RECOMMENDED 2013-2014	ADOPTED 2013-2014	REPRESENTATION UNIT
		STEP 1	STEP 2	STEP 3	STEP 4	STEP 5				
RA0710	Animal Care Specialist	\$1,478	\$1,552	\$1,630	\$1,710	\$1,796	1	1	1	ParaProfessional & Tech
RC0800	Park Worker	\$1,408	\$1,478	\$1,552	\$1,630	\$1,710	19	19	19	Trades Labor & Institutnl
RA0705	Animal Care Specialist	\$1,408	\$1,478	\$1,552	\$1,630	\$1,710	4	4	4	ParaProfessional & Tech
RC0805	Park Fee Coordinator	\$1,354	\$1,422	\$1,492	\$1,567	\$1,645	1	1	1	Trades Labor & Institutnl
- RO6110	Senior Office Assistant	\$1,265	\$1,328	\$1,394	\$1,464	\$1,537	2	2	2	Office & Office Technical
- RO6105	Office Assistant	\$1,205	\$1,265	\$1,328	\$1,394	\$1,464				Office & Office Technical
							<b>38</b>	<b>38</b>	<b>38</b>	
							<b>16.6</b>	<b>13.1 *</b>	<b>13.1 *</b>	
							<b>54.6</b>	<b>51.1 *</b>	<b>51.1 *</b>	
<b>ALLOCATED TOTAL</b>										
<b>Temporary (FTE)</b>										
<b>POSITION TOTAL</b>										
<b>Budget Unit - 8190000000 Fleet Services</b>										
RC1016	Fleet Manager	\$3,226	\$3,388	\$3,558	\$3,735	\$3,922	1	1	1	Middle Management
RM0226	Management Analyst III	\$2,983	\$3,133	\$3,290	\$3,454	\$3,627	1	1	1	Middle Management
RB6512	Management Analyst II	\$2,442	\$2,564	\$2,692	\$2,826	\$2,968	1	1	1	ParaProfessional & Tech
RC1002	Equipment Maintenance	\$1,990	\$2,090	\$2,194	\$2,303	\$2,418	1	1	1	Supervisors Unit
RC1001	Automotive Maintenance	\$1,951	\$2,049	\$2,152	\$2,259	\$2,372	2	2	2	Supervisors Unit
RC3001	Heavy Equipment Mechanic	\$1,858	\$1,951	\$2,049	\$2,152	\$2,259	6	6	6	Trades Labor & Institutnl
RC0420	Welder	\$1,858	\$1,951	\$2,049	\$2,152	\$2,259	1	1	1	Trades Labor & Institutnl
RC2025	Equipment Parts Room	\$1,840	\$1,932	\$2,029	\$2,130	\$2,238		1 *	1 *	Supervisors Unit
RC3000	Automotive Mechanic	\$1,735	\$1,822	\$1,913	\$2,009	\$2,110	8	8	8	Trades Labor & Institutnl
RC0603	Equipment Service Worker III	\$1,522	\$1,598	\$1,678	\$1,761	\$1,849	2	2	2	Trades Labor & Institutnl
RC2011	Storekeeper I	\$1,422	\$1,492	\$1,567	\$1,645	\$1,727	2	2	2	Trades Labor & Institutnl
RC0602	Equipment Service Worker II	\$1,414	\$1,485	\$1,559	\$1,637	\$1,718	3	3	3	Trades Labor & Institutnl
RO6115	Office Assistant Specialist	\$1,328	\$1,394	\$1,464	\$1,537	\$1,614	3	3	3	Office & Office Technical
RC1560	Motor Pool Dispatcher	\$1,302	\$1,367	\$1,435	\$1,506	\$1,582	1	1	1	Trades Labor & Institutnl
RC0601	Equipment Service Worker I	\$1,283	\$1,347	\$1,414	\$1,485	\$1,559	3	3	3	Trades Labor & Institutnl
RC1551	Garage Attendant	\$1,164	\$1,222	\$1,283	\$1,347	\$1,414	1	1	1	Trades Labor & Institutnl

**COUNTY OF SAN JOAQUIN**

**POSITION BUDGET DETAIL**

**FISCAL YEAR 2013-2014**

JOB CODE	POSITION TITLE	-----BIWEEKLY SALARY-----					ALLOCATED JUNE 2013	RECOMMENDED 2013-2014	ADOPTED 2013-2014	REPRESENTATION UNIT
		STEP 1	STEP 2	STEP 3	STEP 4	STEP 5				
<b>ALLOCATED TOTAL</b>						<b>36</b>	<b>37 *</b>	<b>37 *</b>		
<b>POSITION TOTAL</b>						<b>36</b>	<b>37 *</b>	<b>37 *</b>		
<b>Budget Unit - 8260000000 Central Telephone</b>										
RI1010	Information Systems Manager	\$3,790	\$3,979	\$4,178	\$4,387	\$4,606	1	1	1	Confidential
RI1004	Information Systems Analyst IV	\$3,226	\$3,388	\$3,558	\$3,735	\$3,922	2	2	2	Professional
- RI1003	Information Systems Anlyst III	\$2,954	\$3,102	\$3,258	\$3,421	\$3,592	2	2	2	Professional
- RI1002	Information Systems Analyst II	\$2,590	\$2,719	\$2,854	\$2,998	\$3,148				Professional
- RI1001	Information Systems Analyst I	\$2,110	\$2,215	\$2,326	\$2,442	\$2,564	2	2	2	Professional
RC5001	Telephone Technician	\$2,130	\$2,238	\$2,349	\$2,466	\$2,590	3	3	3	Trades Labor & Institutnl
RB6002	Administrative Assistant II	\$2,120	\$2,226	\$2,338	\$2,454	\$2,577	1	1	1	ParaProfessional & Tech
RO3011	Accounting Technician I	\$1,499	\$1,574	\$1,653	\$1,735	\$1,822	1	1	1	Office & Office Technical
RO6115	Office Assistant Specialist	\$1,328	\$1,394	\$1,464	\$1,537	\$1,614	1	1	1	Office & Office Technical
<b>ALLOCATED TOTAL</b>						<b>13</b>	<b>13</b>	<b>13</b>		
<b>Temporary (FTE)</b>						<b>0.8</b>			*	
<b>POSITION TOTAL</b>						<b>13.8</b>	<b>13</b>	<b>13 *</b>		
<b>Budget Unit - 9210000540 Refuse Disposal Administration</b>										
EC2160	Integrated Waste Manager	\$3,827	\$4,019	\$4,220	\$4,431	\$4,653	1	1	1	Senior Management
RM0325	Solid Waste Operations Manager	\$2,926	\$3,072	\$3,226	\$3,388	\$3,558	1	1	1	Middle Management
RC1007	Solid Waste Site Manager	\$2,183	\$2,293	\$2,407	\$2,527	\$2,654	2	2	2	Middle Management
RE1005	Engineer V	\$3,471	\$3,645	\$3,827	\$4,019	\$4,220	1	1	1	Middle Management
- RE1004	Engineer IV	\$2,968	\$3,117	\$3,273	\$3,437	\$3,609				Professional
- RE1003	Engineer III	\$2,759	\$2,898	\$3,042	\$3,195	\$3,355				Professional
- RE1002	Engineer II	\$2,564	\$2,692	\$2,826	\$2,968	\$3,117	2	2	2	Professional
- RE1001	Engineer I	\$2,215	\$2,326	\$2,442	\$2,564	\$2,692				Professional
RM0226	Management Analyst III	\$2,983	\$3,133	\$3,290	\$3,454	\$3,627	2	2	2	Middle Management

**COUNTY OF SAN JOAQUIN**

**POSITION BUDGET DETAIL**

**FISCAL YEAR 2013-2014**

JOB CODE	POSITION TITLE	-----BIWEEKLY SALARY-----					ALLOCATED JUNE 2013	RECOMMENDED 2013-2014	ADOPTED 2013-2014	REPRESENTATION UNIT
		STEP 1	STEP 2	STEP 3	STEP 4	STEP 5				
- RB6512	Management Analyst II	\$2,442	\$2,564	\$2,692	\$2,826	\$2,968	3	3	3	ParaProfessional & Tech
- RB6511	Management Analyst I	\$1,813	\$1,904	\$1,999	\$2,099	\$2,205				ParaProfessional & Tech
RE0112	Senior Engineering Aide	\$2,248	\$2,361	\$2,478	\$2,602	\$2,732	1	1	1	ParaProfessional & Tech
- RB6002	Administrative Assistant II	\$2,120	\$2,226	\$2,338	\$2,454	\$2,577	2	2	2	ParaProfessional & Tech
- RB6001	Administrative Assistant I	\$1,849	\$1,942	\$2,039	\$2,142	\$2,248	1	1	1	ParaProfessional & Tech
- RB6000	Junior Administrative Asst	\$1,678	\$1,761	\$1,849	\$1,942	\$2,039				ParaProfessional & Tech
- RB4002	Accountant II	\$2,049	\$2,152	\$2,259	\$2,372	\$2,490	1	1	1	ParaProfessional & Tech
- RB4001	Accountant I	\$1,744	\$1,830	\$1,922	\$2,019	\$2,120				ParaProfessional & Tech
RC0720	Solid Waste Recovery	\$1,990	\$2,090	\$2,194	\$2,303	\$2,418	5	5	5	Supervisors Unit
RC1581	Senior Transfer Truck Driver	\$1,951	\$2,049	\$2,152	\$2,259	\$2,372	1	1	1	Supervisors Unit
RC1002	Heavy Equipment Mechanic	\$1,990	\$2,090	\$2,194	\$2,303	\$2,418	1	1	1	Trades Labor & Institutnl
RC3001	Equipment Maintenance Foreman	\$1,858	\$1,951	\$2,049	\$2,152	\$2,259	3	3	3	Trades Labor & Institutnl
RC1580	Transfer Truck Driver	\$1,830	\$1,922	\$2,019	\$2,120	\$2,226	9	9	9	Trades Labor & Institutnl
RC0652	Equipment Operator II	\$1,830	\$1,922	\$2,019	\$2,120	\$2,226	5	5	5	Trades Labor & Institutnl
RC0651	Equipment Operator I	\$1,661	\$1,744	\$1,830	\$1,922	\$2,019	3	3	3	Trades Labor & Institutnl
RO3011	Accounting Technician I	\$1,499	\$1,574	\$1,653	\$1,735	\$1,822	2	2	2	Office & Office Technical
RC0715	Sr Solid Waste Recovery	\$1,422	\$1,492	\$1,567	\$1,645	\$1,727	9	9	9	Trades Labor & Institutnl
RO1000	Office Supervisor	\$1,401	\$1,470	\$1,544	\$1,622	\$1,702	3	3	3	Supervisors Unit
RO3000	Cashier Clerk	\$1,354	\$1,422	\$1,492	\$1,567	\$1,645	5	5	5	Office & Office Technical
- RO6110	Senior Office Assistant	\$1,265	\$1,328	\$1,394	\$1,464	\$1,537	2	2	2	Office & Office Technical
- RO6105	Office Assistant	\$1,205	\$1,265	\$1,328	\$1,394	\$1,464				Office & Office Technical
RC0710	Solid Waste Recovery Worker	\$1,119	\$1,175	\$1,234	\$1,295	\$1,360	11	11	11	Trades Labor & Institutnl
<b>ALLOCATED TOTAL</b>						<b>76</b>	<b>76</b>	<b>76</b>		
<b>Temporary (FTE)</b>						<b>6</b>	<b>6</b>	<b>6</b>		
<b>POSITION TOTAL</b>						<b>82</b>	<b>82</b>	<b>82</b>		

COUNTY OF SAN JOAQUIN

POSITION BUDGET DETAIL  
FISCAL YEAR 2013-2014

JOB CODE	POSITION TITLE	-----BIWEEKLY SALARY-----					ALLOCATED JUNE 2013	RECOMMENDED 2013-2014	ADOPTED 2013-2014	REPRESENTATION UNIT
		STEP 1	STEP 2	STEP 3	STEP 4	STEP 5				
<b>Budget Unit - 9221100000 San Joaquin General Hospital</b>										
EH3101	Hospital Chief Exec Officer	\$9,596	-	-	-	\$15,058	1	1	1	Executive
EH3102	Hospital Chief Financial Officer	\$6,256	-	-	-	\$9,368	1	1	1	Executive
EH3103	Hospital Chief Nursing Officer	\$5,416	-	-	-	\$8,043	1	1	1	Executive
EH8000	Chief Medical Officer	\$7,540	\$7,917	\$8,313	\$8,729	\$9,166	1	1	1	Senior Management
EH8001	Physician Manager	\$5,805	\$6,796	\$7,788	\$8,779	\$9,771	1	1	1	Contrctr HCS Phy Rtrmnt
EH8001	Physician Manager	\$5,805	\$6,796	\$7,788	\$8,779	\$9,771	5	5	5	Physicians Management
EH8002	Physician	\$5,805	\$7,431	\$9,057	\$10,683	\$12,309	45	53 *	53 *	Contrctr HCS Phy Rtrmnt
MH7456	Chief Res Dept Surgery	-	-	-	-	\$2,983	1	1	1	Professional
- MH7420	Resident Physician 4th Yr	-	-	-	-	\$2,773	4	4	4	Professional
- MH7424	Resident Physician 3rd Yr	-	-	-	-	\$2,539	3	3	3	Professional
- MH7426	Resident Physician 2nd Yr	-	-	-	-	\$2,303	14	14	14	Professional
- MH7428	Resident Physician 1st Yr	-	-	-	-	\$2,039	17	17	17	Professional
- SH7615	Intern	-	-	-	-	\$1,804	17	17	17	Professional
RH4330	Hospital Pharmacy Manager	\$5,030	\$5,282	\$5,545	\$5,822	\$6,114	1	1	1	Middle Management
RH4331	Pharmacy Supervisor	\$4,199	\$4,409	\$4,630	\$4,861	\$5,104	1	1	1	Supervisors Unit
EH2115	Perioperative Services Director	\$4,178	\$4,387	\$4,606	\$4,837	\$5,078	1	1	1	Senior Management
EH2105	Deputy Director-SJGH Nursing	\$4,178	\$4,387	\$4,606	\$4,837	\$5,078	3	3	3	Senior Management
RH4350	Pharmacist - Clinical	\$4,118	\$4,325	\$4,541	\$4,768	\$5,006	2	2	2	Professional
- RH1163	Senior Nurse Pactitioner-Inpatient	\$4,059	\$4,262	\$4,475	\$4,698	\$4,934		1 *	1 *	Registered Nurses
- RH1167	Senior Nurse Practnr - Ambulat	\$3,866	\$4,059	\$4,262	\$4,475	\$4,698	3	3	3	Registered Nurses
EH2104	Sr Deputy Dir-SJGH Clinical	\$3,999	\$4,199	\$4,409	\$4,630	\$4,861	2	2	2	Senior Management
EI2100	Chief Information Officer-HCS	\$3,960	\$4,158	\$4,366	\$4,585	\$4,814	1	1	1	Senior Management
- RH1162	Nurse Practitioner II-Inpatient	\$3,922	\$4,118	\$4,325	\$4,541	\$4,768				Registered Nurses
- RH1161	Nurse Practitioner I - Inpatient	\$3,771	\$3,960	\$4,158	\$4,366	\$4,585	1	1	1	Registered Nurses
- RH1166	Nurse Practitnr II-Ambulatory	\$3,735	\$3,922	\$4,118	\$4,325	\$4,541	1	1	1	Registered Nurses
- RH1165	Nurse Practinr I -Ambulatory	\$3,592	\$3,771	\$3,960	\$4,158	\$4,366				Registered Nurses

446

COUNTY OF SAN JOAQUIN

POSITION BUDGET DETAIL  
FISCAL YEAR 2013-2014

JOB CODE	POSITION TITLE	-----BIWEEKLY SALARY-----					ALLOCATED JUNE 2013	RECOMMENDED 2013-2014	ADOPTED 2013-2014	REPRESENTATION UNIT
		STEP 1	STEP 2	STEP 3	STEP 4	STEP 5				
- RH4355	Pharmacist	\$3,922	\$4,118	\$4,325	\$4,541	\$4,768	12	11 *	11 *	Professional
- RH4354	Pharmacist - Trainee	\$2,983	\$3,133	\$3,290	\$3,454	\$3,627				Professional
RH1170	Nurse Midwife	\$3,809	\$3,999	\$4,199	\$4,409	\$4,630	5	5	5	Registered Nurses
- EH2106	Deputy Director II-SJGH	\$3,735	\$3,922	\$4,118	\$4,325	\$4,541	2	2	2	Senior Management
- EH2107	Deputy Director I-SJGH	\$3,388	\$3,558	\$3,735	\$3,922	\$4,118	3	3	3	Senior Management
RH1150	Clinical Nurse Specialist -Inp	\$3,681	\$3,866	\$4,059	\$4,262	\$4,475	3	3	3	Registered Nurses
EH2100	Deputy Finance Director-HCS	\$3,609	\$3,790	\$3,979	\$4,178	\$4,387	2	2	2	Senior Management
RI1011	Dept Information Systems Manager	\$3,574	\$3,754	\$3,942	\$4,138	\$4,346	1	1	1	Middle Management
RH5200	Manager of Diagnostic Imagin	\$3,523	\$3,699	\$3,885	\$4,079	\$4,283	1	1	1	Middle Management
RH1300	Nursing Department Manager	\$3,388	\$3,558	\$3,735	\$3,922	\$4,118	11	11	11	Middle Management
- RH1106	Staff Nurse V-AsstNDptMg-Inpat	\$3,338	\$3,506	\$3,681	\$3,866	\$4,059	23	26 *	26 *	Professional
- RH1105	Staff Nurse V Clincl Nrs-Inpat	\$3,338	\$3,506	\$3,681	\$3,866	\$4,059	10	10	10	Registered Nurses
- RH1125	Staff Nurse V -Clinical -Ambul	\$3,179	\$3,338	\$3,506	\$3,681	\$3,866				Registered Nurses
- RH1126	Staff Nurse V-AsstNrsDptMgr-Amb	\$3,179	\$3,338	\$3,506	\$3,681	\$3,866	3	3	3	Registered Nurses
- RH1104	Staff Nurse IV - Inpatient	\$3,148	\$3,306	\$3,471	\$3,645	\$3,827	148	148	148	Registered Nurses
- RH1124	Staff Nurse IV - Ambulatory	\$2,998	\$3,148	\$3,306	\$3,471	\$3,645	21	21	21	Registered Nurses
- RH1103	Staff Nurse III - Inpatient	\$2,954	\$3,102	\$3,258	\$3,421	\$3,592	62	65 *	65 *	Registered Nurses
- RH1102	Staff Nurse II - Inpatient	\$2,854	\$2,998	\$3,148	\$3,306	\$3,471	2	2	2	Registered Nurses
- RH1123	Staff Nurse III - Ambulatory	\$2,813	\$2,954	\$3,102	\$3,258	\$3,421	1	1	1	Registered Nurses
- RH1122	Staff Nurse II - Ambulatory	\$2,719	\$2,854	\$2,998	\$3,148	\$3,306				Registered Nurses
- RH1121	Staff Nurse I - Ambulatory	\$2,552	\$2,679	\$2,813	\$2,954	\$3,102				Registered Nurses
- RH1101	Staff Nurse I - Inpatient	\$2,679	\$2,813	\$2,954	\$3,102	\$3,258	28	32 *	32 *	Registered Nurses
- RH1203	Senior Physician Assistant	\$3,355	\$3,523	\$3,699	\$3,885	\$4,079	4	4	4	Professional
- RH1202	Physician Assistant II	\$3,195	\$3,355	\$3,523	\$3,699	\$3,885				Professional
- RH1201	Physician Assistant I	\$3,042	\$3,195	\$3,355	\$3,523	\$3,699				Professional
RH4080	Asst Clinical Lab Operations Mgr	\$3,290	\$3,454	\$3,627	\$3,809	\$3,999	2	2	2	Supervisors Unit
RI1204	Dept Applications Analyst IV	\$3,226	\$3,388	\$3,558	\$3,735	\$3,922	3	3	3	Professional

**COUNTY OF SAN JOAQUIN**

**POSITION BUDGET DETAIL  
FISCAL YEAR 2013-2014**

JOB CODE	POSITION TITLE	BIWEEKLY SALARY					ALLOCATED JUNE 2013	RECOMMENDED 2013-2014	ADOPTED 2013-2014	REPRESENTATION UNIT
		STEP 1	STEP 2	STEP 3	STEP 4	STEP 5				
RI1104	Dept Info Systems Analyst IV	\$3,226	\$3,388	\$3,558	\$3,735	\$3,922	1	1	1	Professional
RH0175	Clinical Education Coordinator	\$3,258	\$3,421	\$3,592	\$3,771	\$3,960	1	1	1	Middle Management
RH1240	Quality Improvement Coord	\$3,179	\$3,338	\$3,506	\$3,681	\$3,866	1	1	1	Registered Nurses
RH1235	Infection Control Coordinator	\$3,179	\$3,338	\$3,506	\$3,681	\$3,866	1	1	1	Registered Nurses
RM0205	Manager of Patient Fin Svcs	\$3,195	\$3,355	\$3,523	\$3,699	\$3,885	1	1	1	Middle Management
RH0131	Health Information Admin	\$3,148	\$3,306	\$3,471	\$3,645	\$3,827	1	1	1	Middle Management
RH4003	Clinical LAB Technologist III	\$3,072	\$3,226	\$3,388	\$3,558	\$3,735	6	6	6	Supervisors Unit
RM0350	Facilities Manager-HCS	\$3,072	\$3,226	\$3,388	\$3,558	\$3,735	1	1	1	Middle Management
- RH5154	Ultrasound Specialist IV	\$3,042	\$3,195	\$3,355	\$3,523	\$3,699	4	4	4	ParaProfessional & Tech
- RH5153	Ultrasound Specialist III	\$2,759	\$2,898	\$3,042	\$3,195	\$3,355				ParaProfessional & Tech
- RH5152	Ultrasound Specialist II	\$2,407	\$2,527	\$2,654	\$2,786	\$2,926				ParaProfessional & Tech
- RH5151	Ultrasound Specialist I	\$2,162	\$2,270	\$2,384	\$2,503	\$2,628				ParaProfessional & Tech
- RM0226	Management Analyst III	\$2,983	\$3,133	\$3,290	\$3,454	\$3,627		2 *	2 *	Middle Management
- RB6512	Management Analyst II	\$2,442	\$2,564	\$2,692	\$2,826	\$2,968	3	3	3	ParaProfessional & Tech
RB6511	Management Analyst I	\$1,813	\$1,904	\$1,999	\$2,099	\$2,205		1 *	1 *	ParaProfessional & Tech
- RI1103	Dept Info Systems Analyst III	\$2,954	\$3,102	\$3,258	\$3,421	\$3,592	1	1	1	Professional
- RI1102	Dept Info Systems Analyst II	\$2,590	\$2,719	\$2,854	\$2,998	\$3,148				Professional
- RI1101	Dept Info Systems Analyst I	\$2,110	\$2,215	\$2,326	\$2,442	\$2,564				Professional
RH6410	Speech Therapy Dept Manager	\$2,854	\$2,998	\$3,148	\$3,306	\$3,471	1	1	1	Middle Management
- RH5103	Nuclear Medicine Specialist III	\$2,869	\$3,013	\$3,164	\$3,322	\$3,489	1	1	1	ParaProfessional & Tech
- RH5102	Nuclear Medicine Specialist II	\$2,564	\$2,692	\$2,826	\$2,968	\$3,117				ParaProfessional & Tech
- RH5101	Nuclear Medicine Specialist I	\$2,270	\$2,384	\$2,503	\$2,628	\$2,759				ParaProfessional & Tech
- RH6204	Physical Therapist-Clin Spec	\$2,826	\$2,968	\$3,117	\$3,273	\$3,437	2	2	2	Professional
- RH6205	Phys Therapist IV-	\$2,826	\$2,968	\$3,117	\$3,273	\$3,437				Supervisors Unit
- RH6203	Physical Therapist-Senior	\$2,615	\$2,746	\$2,883	\$3,027	\$3,179	1	1	1	Professional
- RH6202	Physical Therapist	\$2,372	\$2,490	\$2,615	\$2,746	\$2,883				Professional
- RH6200	Phys Therapist Assistant	\$1,804	\$1,894	\$1,990	\$2,090	\$2,194				ParaProfessional & Tech

**COUNTY OF SAN JOAQUIN**

**POSITION BUDGET DETAIL  
FISCAL YEAR 2013-2014**

JOB CODE	POSITION TITLE	-----BIWEEKLY SALARY-----					ALLOCATED JUNE 2013	RECOMMENDED 2013-2014	ADOPTED 2013-2014	REPRESENTATION UNIT
		STEP 1	STEP 2	STEP 3	STEP 4	STEP 5				
RH5360	Manager of Respiratory Care	\$2,826	\$2,968	\$3,117	\$3,273	\$3,437	1	1	1	Middle Management
RS3043	Clinical Social Worker III	\$2,773	\$2,911	\$3,058	\$3,210	\$3,371	1	*	*	Supervisors Unit
RB3010	Accounting Manager	\$2,799	\$2,940	\$3,087	\$3,242	\$3,404	1	1	1	Middle Management
RM0204	Asst Mgr of Patient Fin Svcs	\$2,706	\$2,841	\$2,983	\$3,133	\$3,290	1	1	1	Middle Management
- RH6005	Occup Therapist IV- Asst Dep Mgr	\$2,654	\$2,786	\$2,926	\$3,072	\$3,226	1	1	1	Supervisors Unit
- RH6004	Occup Therapist -Clinical Spec	\$2,654	\$2,786	\$2,926	\$3,072	\$3,226				Professional
- RH6003	Occupational Therapist-Senior	\$2,478	\$2,602	\$2,732	\$2,869	\$3,013				Professional
- RH6002	Occupational Therapist	\$2,226	\$2,338	\$2,454	\$2,577	\$2,706				Professional
- RH6000	Occupational Therapist Asst	\$1,661	\$1,744	\$1,830	\$1,922	\$2,019				ParaProfessional & Tech
- RH4002	Clinical LAB Technologist II	\$2,654	\$2,786	\$2,926	\$3,072	\$3,226	14	14	14	Professional
- RH4001	Clinical LAB Technologist I	\$2,407	\$2,527	\$2,654	\$2,786	\$2,926				Professional
RH5185	Radiologic Tech Educational Co	\$2,590	\$2,719	\$2,854	\$2,998	\$3,148	1	1	1	ParaProfessional & Tech
RH0320	Mgr of Admin & Utilization Re	\$2,539	\$2,666	\$2,799	\$2,940	\$3,087	1	1	1	Middle Management
RH0100	Medical Staff Coordinator	\$2,515	\$2,641	\$2,773	\$2,911	\$3,058	1	1	1	Middle Management
RH8005	Director of Clinical Dietetic	\$2,478	\$2,602	\$2,732	\$2,869	\$3,013	1	1	1	Middle Management
MH7453	Chief Res Dept Family Prac-Ped	\$2,478	\$2,602	\$2,732	\$2,869	\$3,013	1	1	1	Professional
MH7452	Chief Resident- Internal Medic	\$2,478	\$2,602	\$2,732	\$2,869	\$3,013	1	1	1	Professional
- RS3042	Clinical Social Worker II	\$2,454	\$2,577	\$2,706	\$2,841	\$2,983	3	3	3	Professional
- RS3041	Clinical Social Worker I	\$2,205	\$2,314	\$2,430	\$2,552	\$2,679	1	1	1	Professional
RH5352	Respiratory Care Practnr Suprv	\$2,454	\$2,577	\$2,706	\$2,841	\$2,983	3	3	3	Supervisors Unit
RH5005	Sup Radiologic Technologist	\$2,442	\$2,564	\$2,692	\$2,826	\$2,968	1	1	1	Supervisors Unit
RI1601	Info Systems Operations Mgr	\$2,384	\$2,503	\$2,628	\$2,759	\$2,898	1	1	1	Supervisors Unit
RH5180	Radiolog Technologist Instruct	\$2,326	\$2,442	\$2,564	\$2,692	\$2,826	1	1	1	ParaProfessional & Tech
RB4003	Accountant III	\$2,314	\$2,430	\$2,552	\$2,679	\$2,813	4	3 *	3 *	ParaProfessional & Tech
- RH5353	Respiratory Care Prctnr II	\$2,293	\$2,407	\$2,527	\$2,654	\$2,786	17	17	17	ParaProfessional & Tech
- RH5351	Respiratory Care Practitnr I	\$2,183	\$2,293	\$2,407	\$2,527	\$2,654	1	1	1	ParaProfessional & Tech
RC1013	Asst Facilities Manager-HCS	\$2,282	\$2,395	\$2,515	\$2,641	\$2,773	1	1	1	Supervisors Unit

**COUNTY OF SAN JOAQUIN**

**POSITION BUDGET DETAIL  
FISCAL YEAR 2013-2014**

JOB CODE	POSITION TITLE	BIWEEKLY SALARY					ALLOCATED JUNE 2013	RECOMMENDED 2013-2014	ADOPTED 2013-2014	REPRESENTATION UNIT
		STEP 1	STEP 2	STEP 3	STEP 4	STEP 5				
- RH5004	Radiolog Tech III-Spec Procedure	\$2,183	\$2,293	\$2,407	\$2,527	\$2,654	2	2	2	ParaProfessional & Tech
- RH5003	Radiologic Tech III-Mammogrph	\$2,183	\$2,293	\$2,407	\$2,527	\$2,654	1	1	1	ParaProfessional & Tech
- RH5002	Radiologic Technologist II	\$2,079	\$2,183	\$2,293	\$2,407	\$2,527	10	10	10	ParaProfessional & Tech
- RH5001	Radiologic Technologist I	\$1,980	\$2,079	\$2,183	\$2,293	\$2,407				ParaProfessional & Tech
RH0130	Asst Med Records Administrator	\$2,183	\$2,293	\$2,407	\$2,527	\$2,654	1	1	1	Supervisors Unit
RB6120	Charge Desc Master Analyst	\$2,183	\$2,293	\$2,407	\$2,527	\$2,654	1	1	1	ParaProfessional & Tech
RM0215	Assistant Mgr of Admitting	\$2,183	\$2,293	\$2,407	\$2,527	\$2,654	1	1	1	Middle Management
- RH8002	Clinical Dietitian II	\$2,142	\$2,248	\$2,361	\$2,478	\$2,602	5	5	5	Professional
- RH8001	Clinical Dietitian I	\$1,990	\$2,090	\$2,194	\$2,303	\$2,418				Professional
RC5003	Special Systems Technician	\$2,130	\$2,238	\$2,349	\$2,466	\$2,590	2	2	2	Trades Labor & Institutnl
- RH0753	Biomedical Equip Technician III	\$2,120	\$2,226	\$2,338	\$2,454	\$2,577	1	1	1	Supervisors Unit
- RH0752	Biomedical Equip Technician II	\$1,980	\$2,079	\$2,183	\$2,293	\$2,407	3	3	3	Trades Labor & Institutnl
- RH0751	Biomedical Equip Technician I	\$1,796	\$1,886	\$1,980	\$2,079	\$2,183				Trades Labor & Institutnl
RC4001	Office Building Engineer	\$2,079	\$2,183	\$2,293	\$2,407	\$2,527	2	2	2	Trades Labor & Institutnl
RC0410	Electrician	\$2,070	\$2,173	\$2,282	\$2,395	\$2,515	2	2	2	Trades Labor & Institutnl
RO4212	Medical Coder-Certified	\$2,039	\$2,142	\$2,248	\$2,361	\$2,478	6	7 *	7 *	ParaProfessional & Tech
RH2075	Renal Dialysis Procedures	\$1,999	\$2,099	\$2,205	\$2,314	\$2,430	1	1	1	ParaProfessional & Tech
RC4000	Central Plant Engineer	\$1,904	\$1,999	\$2,099	\$2,205	\$2,314	4	4	4	Trades Labor & Institutnl
RC0403	Crafts Worker III	\$1,904	\$1,999	\$2,099	\$2,205	\$2,314	11	11	11	Trades Labor & Institutnl
RI1501	Supervising Dept Info Systems Te	\$1,840	\$1,932	\$2,029	\$2,130	\$2,238	3	3	3	ParaProfessional & Tech
RH5010	Echocardiographic Technician	\$1,778	\$1,867	\$1,961	\$2,059	\$2,162	1	1	1	ParaProfessional & Tech
RO3012	Accounting Technician II	\$1,735	\$1,822	\$1,913	\$2,009	\$2,110	2	2	2	Office & Office Technical
RB5002	Personnel Technician	\$1,735	\$1,822	\$1,913	\$2,009	\$2,110	1	1	1	Confidential
- RH2002	Sr Licensed Vocational Nurse	\$1,678	\$1,761	\$1,849	\$1,942	\$2,039	5	4 *	4 *	ParaProfessional & Tech
- RH2001	Licensed Vocational Nurse	\$1,598	\$1,678	\$1,761	\$1,849	\$1,942	13	11 *	11 *	ParaProfessional & Tech
- RI1402	Dept Info Systems Tech II	\$1,645	\$1,727	\$1,813	\$1,904	\$1,999	4	4	4	ParaProfessional & Tech
- RI1401	Dept Info Systems Tech I	\$1,492	\$1,567	\$1,645	\$1,727	\$1,813				ParaProfessional & Tech

**COUNTY OF SAN JOAQUIN**

**POSITION BUDGET DETAIL  
FISCAL YEAR 2013-2014**

JOB CODE	POSITION TITLE	-----BIWEEKLY SALARY-----					ALLOCATED JUNE 2013	RECOMMENDED 2013-2014	ADOPTED 2013-2014	REPRESENTATION UNIT
		STEP 1	STEP 2	STEP 3	STEP 4	STEP 5				
RO2040	Health Care Secretary	\$1,630	\$1,710	\$1,796	\$1,886	\$1,980	1	1	1	Confidential
RO1500	Senior Administrative Spvr	\$1,630	\$1,710	\$1,796	\$1,886	\$1,980	1	*	*	Supervisors Unit
RO1150	Residency Training Program Coor	\$1,630	\$1,710	\$1,796	\$1,886	\$1,980	1	1	1	Supervisors Unit
RO1010	Patient Financial Svcs Supervr	\$1,614	\$1,694	\$1,778	\$1,867	\$1,961	2	3 *	3 *	Supervisors Unit
RP0405	Security Manager	\$1,614	\$1,694	\$1,778	\$1,867	\$1,961	1	1	1	Middle Management
- RH0240	Trauma Registrar II	\$1,606	\$1,686	\$1,770	\$1,858	\$1,951	1	1	1	Office & Office Technical
- RH0230	Trauma Registrar I	\$1,457	\$1,530	\$1,606	\$1,686	\$1,770				Office & Office Technical
RH0120	Medical Librarian	\$1,574	\$1,653	\$1,735	\$1,822	\$1,913	1	1	1	ParaProfessional & Tech
- RH2152	Special Procedures Technician II	\$1,559	\$1,637	\$1,718	\$1,804	\$1,894	1	1	1	ParaProfessional & Tech
- RH2151	Special Procedures Technician I	\$1,485	\$1,559	\$1,637	\$1,718	\$1,804				ParaProfessional & Tech
RO4900	Purchasing Technician	\$1,544	\$1,622	\$1,702	\$1,787	\$1,876	1	1	1	Office & Office Technical
RH4930	Medical Technician	\$1,530	\$1,606	\$1,686	\$1,770	\$1,858	2	2	2	ParaProfessional & Tech
RH0301	Lead Patient Services Rep	\$1,530	\$1,606	\$1,686	\$1,770	\$1,858	3	3	3	ParaProfessional & Tech
RH0300	Patient Services Rep	\$1,422	\$1,492	\$1,567	\$1,645	\$1,727	15	14 *	14 *	ParaProfessional & Tech
- RH3031	Operating Room Technician II	\$1,530	\$1,606	\$1,686	\$1,770	\$1,858				ParaProfessional & Tech
- RH3030	Operating Room Technician I	\$1,258	\$1,321	\$1,387	\$1,457	\$1,530	14	15 *	15 *	ParaProfessional & Tech
RI0110	Office Systems Specialist	\$1,506	\$1,582	\$1,661	\$1,744	\$1,830	1	1	1	ParaProfessional & Tech
RF0302	Assist Mgr Housekeeping	\$1,506	\$1,582	\$1,661	\$1,744	\$1,830	1	1	1	Supervisors Unit
RF0110	Food Service Assistant Direct	\$1,506	\$1,582	\$1,661	\$1,744	\$1,830	1	1	1	Supervisors Unit
RH4410	Pharmaceutical Inventory Tech	\$1,499	\$1,574	\$1,653	\$1,735	\$1,822	1	1	1	ParaProfessional & Tech
RO4130	Credentialing Specialist	\$1,499	\$1,574	\$1,653	\$1,735	\$1,822	1	1	1	Office & Office Technical
RO3011	Accounting Technician I	\$1,499	\$1,574	\$1,653	\$1,735	\$1,822	1	1	1	Office & Office Technical
RO2050	Administrative Secretary	\$1,499	\$1,574	\$1,653	\$1,735	\$1,822	1	1	1	Office & Office Technical
- RH4453	Pharmacy Technician III	\$1,499	\$1,574	\$1,653	\$1,735	\$1,822	2	2	2	ParaProfessional & Tech
- RH4452	Pharmacy Technician II	\$1,394	\$1,464	\$1,537	\$1,614	\$1,694	9	9	9	ParaProfessional & Tech
- RH4451	Pharmacy Technician I	\$1,328	\$1,394	\$1,464	\$1,537	\$1,614	1	1	1	ParaProfessional & Tech
RO4102	Medical Transcriber II	\$1,492	\$1,567	\$1,645	\$1,727	\$1,813	1	1	1	Office & Office Technical

**COUNTY OF SAN JOAQUIN**

**POSITION BUDGET DETAIL  
FISCAL YEAR 2013-2014**

JOB CODE	POSITION TITLE	-----BIWEEKLY SALARY-----					ALLOCATED JUNE 2013	RECOMMENDED 2013-2014	ADOPTED 2013-2014	REPRESENTATION UNIT
		STEP 1	STEP 2	STEP 3	STEP 4	STEP 5				
RF0204	Manager of Laundry Services	\$1,478	\$1,552	\$1,630	\$1,710	\$1,796	1	1	1	Middle Management
RH3040	Orthopedic Technician	\$1,422	\$1,492	\$1,567	\$1,645	\$1,727	1	1	1	ParaProfessional & Tech
RC2011	Storekeeper I	\$1,422	\$1,492	\$1,567	\$1,645	\$1,727	3	2 *	2 *	Trades Labor & Institutnl
RC0800	Park Worker	\$1,408	\$1,478	\$1,552	\$1,630	\$1,710	3	3	3	Trades Labor & Institutnl
RO6700	Office Technician/Coordinator	\$1,401	\$1,470	\$1,544	\$1,622	\$1,702	7	8 *	8 *	Office & Office Technical
RO2000	Office Secretary	\$1,401	\$1,470	\$1,544	\$1,622	\$1,702	4	5 *	5 *	Office & Office Technical
RO1000	Office Supervisor	\$1,401	\$1,470	\$1,544	\$1,622	\$1,702	9	6 *	6 *	Supervisors Unit
RH0853	Sterile Processing Tech Superv	\$1,374	\$1,442	\$1,514	\$1,590	\$1,670	1	1	1	Supervisors Unit
RF0130	Baker	\$1,367	\$1,435	\$1,506	\$1,582	\$1,661	1	1	1	Trades Labor & Institutnl
RF0105	Food Service Supervisor	\$1,367	\$1,435	\$1,506	\$1,582	\$1,661	4	4	4	Supervisors Unit
RH4902	Laboratory Assistant II	\$1,360	\$1,428	\$1,499	\$1,574	\$1,653	4	5 *	5 *	ParaProfessional & Tech
RH4901	Laboratory Assistant I	\$1,222	\$1,283	\$1,347	\$1,414	\$1,485	9	9	9	ParaProfessional & Tech
- RO4101	Medical Transcriber I	\$1,354	\$1,422	\$1,492	\$1,567	\$1,645	3	2 *	2 *	Office & Office Technical
- RO4100	Medical Transcriber Trainee	\$1,170	\$1,228	\$1,289	\$1,354	\$1,422				Office & Office Technical
RO6120	Department Payroll Specialist	\$1,328	\$1,394	\$1,464	\$1,537	\$1,614	2	2	2	Office & Office Technical
RO6115	Office Assistant Specialist	\$1,328	\$1,394	\$1,464	\$1,537	\$1,614	20	18 *	18 *	Office & Office Technical
RF0203	Lead Laundry Worker	\$1,283	\$1,347	\$1,414	\$1,485	\$1,559	1	1	1	Supervisors Unit
- RH0852	Sterile Processing Tech II	\$1,277	\$1,341	\$1,408	\$1,478	\$1,552	3	4 *	4 *	Trades Labor & Institutnl
- RH0851	Sterile Processing Tech I	\$1,187	\$1,246	\$1,308	\$1,374	\$1,442	4	4	4	Trades Labor & Institutnl
- RO6110	Senior Office Assistant	\$1,265	\$1,328	\$1,394	\$1,464	\$1,537	47	48 *	48 *	Office & Office Technical
- RO6105	Office Assistant	\$1,205	\$1,265	\$1,328	\$1,394	\$1,464	17	17	17	Office & Office Technical
RH0200	Patient Registration Clerk	\$1,265	\$1,328	\$1,394	\$1,464	\$1,537	33	37 *	37 *	Office & Office Technical
RF0301	Lead Housekeeper	\$1,258	\$1,321	\$1,387	\$1,457	\$1,530	3	3	3	Supervisors Unit
RC2001	Stock Clerk II	\$1,258	\$1,321	\$1,387	\$1,457	\$1,530	3	3	3	Trades Labor & Institutnl
RH2060	Dialysis Patient Care Technician	\$1,216	\$1,277	\$1,341	\$1,408	\$1,478	9	11 *	11 *	ParaProfessional & Tech
RC5000	Telephone Operator	\$1,205	\$1,265	\$1,328	\$1,394	\$1,464	6	6	6	Office & Office Technical
RH3200	Outpatient Clinic Assistant	\$1,193	\$1,252	\$1,314	\$1,381	\$1,450	37	39 *	39 *	ParaProfessional & Tech

**COUNTY OF SAN JOAQUIN**

**POSITION BUDGET DETAIL  
FISCAL YEAR 2013-2014**

JOB CODE	POSITION TITLE	-----BIWEEKLY SALARY-----					ALLOCATED JUNE 2013	RECOMMENDED 2013-2014	ADOPTED 2013-2014	REPRESENTATION UNIT
		STEP 1	STEP 2	STEP 3	STEP 4	STEP 5				
RH5900	Darkroom Technician	\$1,193	\$1,252	\$1,314	\$1,381	\$1,450	1	*	*	ParaProfessional & Tech
RH0201	Hospital Unit Clerk	\$1,187	\$1,246	\$1,308	\$1,374	\$1,442	29	31 *	31 *	Office & Office Technical
RC1500	Delivery Driver	\$1,187	\$1,246	\$1,308	\$1,374	\$1,442	1	1	1	Trades Labor & Institutnl
- RF0103	Food Service Worker III	\$1,175	\$1,234	\$1,295	\$1,360	\$1,428	7	7	7	Trades Labor & Institutnl
- RF0102	Food Service Worker II	\$1,071	\$1,125	\$1,181	\$1,240	\$1,302	9	9	9	Trades Labor & Institutnl
- RF0101	Food Service Worker I	\$996	\$1,046	\$1,098	\$1,153	\$1,210	7	6 *	6 *	ParaProfessional & Tech
- RH3001	Nursing Assistant	\$1,153	\$1,210	\$1,270	\$1,334	\$1,401	33	35 *	35 *	ParaProfessional & Tech
- RH3000	Nursing Assistant Trainee	\$1,030	\$1,082	\$1,136	\$1,193	\$1,252				ParaProfessional & Tech
RH0820	Supply Distribution Technician	\$1,142	\$1,198	\$1,258	\$1,321	\$1,387	7	7	7	Trades Labor & Institutnl
RF0300	Housekeeping Service Worker	\$1,087	\$1,142	\$1,198	\$1,258	\$1,321	41	39 *	39 *	Trades Labor & Institutnl
RH0705	Hospital Attendant	\$1,082	\$1,136	\$1,193	\$1,252	\$1,314	2	3 *	3 *	ParaProfessional & Tech
RF0201	Laundry Worker	\$1,015	\$1,066	\$1,119	\$1,175	\$1,234	5		5	5 Trades Labor & Institutnl
<b>ALLOCATED TOTAL</b>						<b>1,081</b>	<b>1,105 *</b>	<b>1,105 *</b>		
<b>Temporary (FTE)</b>						<b>240.7</b>	<b>247.5 *</b>	<b>247.5 *</b>		
<b>POSITION TOTAL</b>						<b>1,321.70</b>	<b>1,352.50 *</b>	<b>1,352.50 *</b>		
<b>Budget Unit - 9230901000 Stockton Metropolitan Airport</b>										
EB1305	Airport Deputy Director	\$4,019	\$4,220	\$4,431	\$4,653	\$4,885	1	1	1	Senior Management
RM0226	Management Analyst III	\$2,983	\$3,133	\$3,290	\$3,454	\$3,627	1	1	1	Middle Management
RP0510	Airport Operations Supervisor	\$2,059	\$2,162	\$2,270	\$2,384	\$2,503	1	1	1	Supervisors Unit
- RC0404	Crafts Worker IV	\$2,039	\$2,142	\$2,248	\$2,361	\$2,478				Supervisors Unit
- RC0403	Crafts Worker III	\$1,904	\$1,999	\$2,099	\$2,205	\$2,314	1	1	1	Trades Labor & Institutnl
- RC0402	Crafts Worker II	\$1,492	\$1,567	\$1,645	\$1,727	\$1,813	1	1	1	Trades Labor & Institutnl
- RC0401	Crafts Worker I	\$1,354	\$1,422	\$1,492	\$1,567	\$1,645				Trades Labor & Institutnl
RO3012	Accounting Technician II	\$1,735	\$1,822	\$1,913	\$2,009	\$2,110	1	1	1	Office & Office Technical
RP0500	Airport Operations Specialist	\$1,661	\$1,744	\$1,830	\$1,922	\$2,019	3	3	3	Trades Labor & Institutnl
RO2050	Administrative Secretary	\$1,499	\$1,574	\$1,653	\$1,735	\$1,822	1	1	1	Office & Office Technical

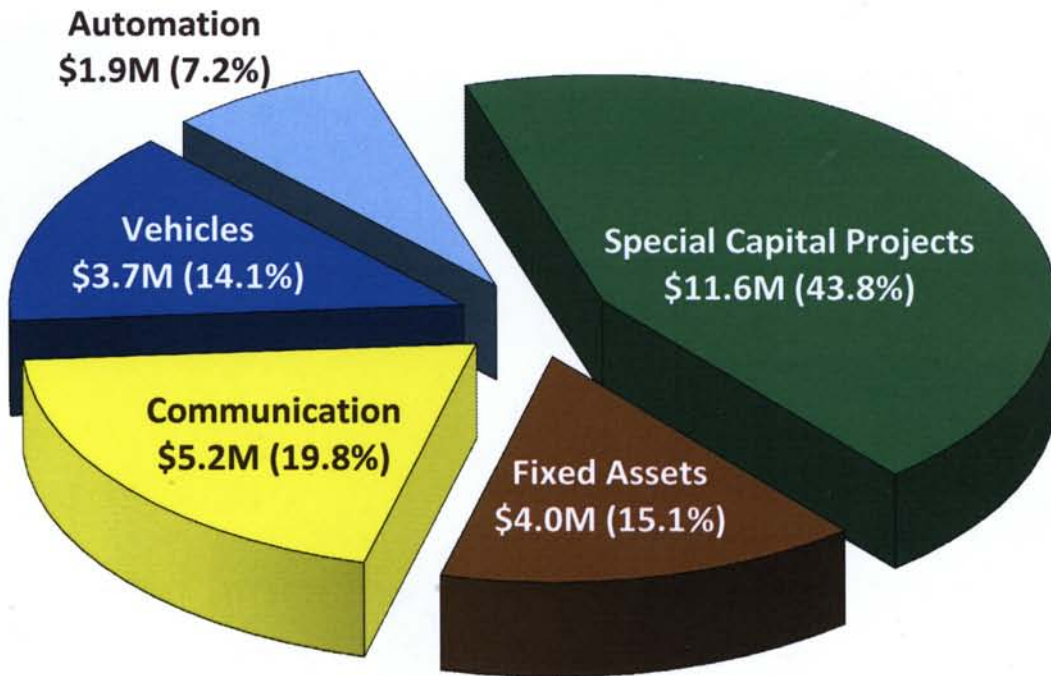
**COUNTY OF SAN JOAQUIN**

**POSITION BUDGET DETAIL  
FISCAL YEAR 2013-2014**

JOB CODE	POSITION TITLE	-----BIWEEKLY SALARY-----					ALLOCATED JUNE 2013	RECOMMENDED 2013-2014	ADOPTED 2013-2014	REPRESENTATION UNIT
		STEP 1	STEP 2	STEP 3	STEP 4	STEP 5				
- RO6110	Senior Office Assistant	\$1,265	\$1,328	\$1,394	\$1,464	\$1,537	1	1	1	Office & Office Technical
- RO6105	Office Assistant	\$1,205	\$1,265	\$1,328	\$1,394	\$1,464				Office & Office Technical
	<b>ALLOCATED TOTAL</b>						<b>11</b>	<b>11</b>	<b>11</b>	
	<b>Temporary (FTE)</b>						<b>0.8</b>	<b>0.6 *</b>	<b>0.6 *</b>	
	<b>POSITION TOTAL</b>						<b>11.8</b>	<b>11.6 *</b>	<b>11.6 *</b>	
							<hr/>			
	<b>TOTAL ALLOCATED POSITIONS</b>						<b>5,538.0</b>	<b>5,768.0</b>	<b>5,774.0</b>	
	<b>TOTAL TEMPORARY (FTE)</b>						<b>554.8</b>	<b>557.7</b>	<b>557.7</b>	
	<b>GRAND TOTAL</b>						<b>6,092.8</b>	<b>6,325.7</b>	<b>6,331.7</b>	

# Equipment Budget Detail

## 2013-2014 Equipment by Type



Total: \$26.4 Million

**COUNTY OF SAN JOAQUIN**

**EQUIPMENT BUDGET DETAIL  
FISCAL YEAR 2013-2014**

DESCRIPTION	-----RECOMMENDED-----		-----ADOPTED-----	
	UNITS	AMOUNT	UNITS	AMOUNT
BUDGET UNIT - 1010900000 - INFORMATION SYSTEMS DIVISION				
1001 CAMERAS	2	48,000	2	48,000
3001 DATA STORAGE DEVICE-SECURITY VIDEO	1	25,000	1	25,000
3002 PROJECTION SCREEN	1	30,000	1	30,000
3003 VOTING SYSTEM	1	45,000	1	45,000
3004 DIGITAL LAPTOP AND DISPLAY	1	15,000	1	15,000
3005 HARDWARE	1	50,000	1	50,000
3006 FIREWALL HARDWARE	1	154,000	1	154,000
3007 ASSESSOR PROPERTY TAX REPLACEMENT SERVER	1	<u>100,000</u>	1	<u>100,000</u>
	TOTAL	467,000		467,000
BUDGET UNIT - 1011100000 - ASSESSOR				
1001 OFFICE FURNITURE	1	7,000	1	7,000
3001 PRINTER/SCANNER	1	<u>9,500</u>	1	<u>9,500</u>
	TOTAL	16,500		16,500
BUDGET UNIT - 1011200000 - PURCHASING & SUPPORT SERVICES				
1001 NUMBERING, PERFERATING, AND SCORING MACHINE	1	<u>17,250</u>	1	<u>17,250</u>
	TOTAL	17,250		17,250
BUDGET UNIT - 1014200000 - FACILITIES MANAGEMENT				
1001 TOOL SET	1	1,900	1	1,900
1002 COMPOUND MITER SAW AND STAND	1	1,100	1	1,100
1003 KEY MACHINE	1	1,300	1	1,300
1004 TILE SAW	1	1,700	1	1,700
1005 HIGH LIFT	1	<u>11,000</u>	1	<u>11,000</u>
	TOTAL	17,000		17,000
BUDGET UNIT - 2020200000 - DISTRICT ATTORNEY				
1001 OVERHEAD PROJECTORS	3	12,000	3	12,000
1002 PROJECTORS	3	4,200	3	4,200
1003 RIFLES	2	2,000	2	2,000
1004 VESTS	7	7,000	9	9,000
1005 HANDGUNS	2	3,000	4	6,000
3001 LAPTOP COMPUTERS	3	5,700	3	5,700

**COUNTY OF SAN JOAQUIN**

**EQUIPMENT BUDGET DETAIL  
FISCAL YEAR 2013-2014**

	DESCRIPTION	-----RECOMMENDED-----		-----ADOPTED-----	
		UNITS	AMOUNT	UNITS	AMOUNT
3002	MOBILE DEVICE	1	1,100	1	1,100
3003	AUTOMATION UPGRADE	1	50,000	1	50,000
	TOTAL		<u>85,000</u>		<u>90,000</u>
BUDGET UNIT - 2021609000 - SHERIFF - CAL-MMET					
1001	VESTS	13	18,824	13	18,824
1002	GAS DECTOR	1	4,526	1	4,526
1003	VEHICLE	1	24,000	1	24,000
	TOTAL		<u>47,350</u>		<u>47,350</u>
BUDGET UNIT - 2021610000 - SHERIFF - AUTOMATED FINGERPRINT					
3001	AUTOMATION EQUIPMENT	1	120,000	1	120,000
	TOTAL		<u>120,000</u>		<u>120,000</u>
BUDGET UNIT - 2021620000 - SHERIFF - PATROL					
1001	CANINES	3	27,540	3	27,540
1002	MOTORCYCLES	2	16,215	2	16,215
2001	PORTABLE RADIOS	2	6,712	2	6,712
	TOTAL		<u>50,467</u>		<u>50,467</u>
BUDGET UNIT - 2021635000 - SHERIFF - CIVIL					
1001	BALLISTIC SHIELDS	3	5,000	3	5,000
	TOTAL		<u>5,000</u>		<u>5,000</u>
BUDGET UNIT - 2021640000 - SHERIFF - CORONER/MORGUE					
1001	AUTOPSY SAWS	4	4,136	4	4,136
1002	AUTOPSY TABLE	1	23,965	1	23,965
1003	PORTABLE X-RAY MACHINE	1	39,504	1	39,504
	TOTAL		<u>67,605</u>		<u>67,605</u>
BUDGET UNIT - 2021655000 - SHERIFF - PATROL - SUPP LAW ENFORCEMENT					
1001	SHOOTING RANGE SIMULATOR DEVICE	1	5,281	1	5,281
	TOTAL		<u>5,281</u>		<u>5,281</u>
BUDGET UNIT - 2021657000 - SHERIFF - CUSTODY - SUPP LAW ENFORCEMENT					
1001	TACTICAL VESTS	15	28,215	15	28,215
	TOTAL		<u>28,215</u>		<u>28,215</u>

**COUNTY OF SAN JOAQUIN**

**EQUIPMENT BUDGET DETAIL  
FISCAL YEAR 2013-2014**

DESCRIPTION	-----RECOMMENDED-----		-----ADOPTED-----	
	UNITS	AMOUNT	UNITS	AMOUNT
BUDGET UNIT - 2022700000 - PROBATION - JUVENILE				
1001 VEHICLES	3	<u>84,000</u>	3	<u>84,000</u>
TOTAL		84,000		84,000
BUDGET UNIT - 2022702510 - PROBATION - LOCAL COMMUNITY CORRECTIONS				
1001 VEHICLES	10	<u>290,000</u>	10	<u>290,000</u>
TOTAL		290,000		290,000
BUDGET UNIT - 2022785000 - PROBATION - JUVENILE JUSTICE CRIME PREVENTION ACT				
1001 VEHICLE	1	<u>29,000</u>	1	<u>29,000</u>
TOTAL		29,000		29,000
BUDGET UNIT - 202560000 - COMMUNITY DEVELOPMENT				
3001 SERVERS	2	23,000	2	23,000
3002 GEOGRAPHIC INFORMATION SYSTEM SERVER	1	<u>10,000</u>	1	<u>10,000</u>
TOTAL		23,000		23,000
BUDGET UNIT - 2026000150 - HOMELAND SECURITY GRANTS				
1001 BOMB SUIT	1	26,000	1	26,000
2001 SIMULCAST CHANNEL	1	453,962	1	453,962
2002 MICROWAVE LOOP UPGRADE	1	571,571	1	571,571
2003 MICROWAVE EQUIPMENT	1	406,296	1	406,296
2004 RADIOS	14	70,225	14	70,225
2005 MT OSO EQUIPMENT CONTAINER	1	205,637	1	205,637
2006 MT OSO COMMUNICATIONS TOWER	1	<u>182,132</u>	1	<u>182,132</u>
TOTAL		1,915,823		1,915,823
BUDGET UNIT - 2025901000 - RECORDER - EQUIPMENT/AUTOMATION				
3001 SCANNERS	2	17,000	2	17,000
3002 SERVERS	2	<u>25,000</u>	2	<u>25,000</u>
TOTAL		42,000		42,000
BUDGET UNIT - 3030101000 - PUBLIC WORKS - ADMINISTRATION				
1001 SOLAR ARRAY PROJECT	1	2,600,000	1	2,600,000
3001 TERMINAL SERVICES SERVER	1	6,480	1	6,480
3002 SJMAPS SERVER	1	8,100	1	8,100
3003 QUESTYS SERVER	1	5,400	1	5,400

**COUNTY OF SAN JOAQUIN**

**EQUIPMENT BUDGET DETAIL  
FISCAL YEAR 2013-2014**

DESCRIPTION	-----RECOMMENDED-----		-----ADOPTED-----	
	UNITS	AMOUNT	UNITS	AMOUNT
3004 TAPE AUTOLOADER	1	7,560	1	7,560
3005 GLOBAL CONSOLE MANAGER	1	<u>4,320</u>	1	<u>4,320</u>
	TOTAL	2,631,860		2,631,860
 BUDGET UNIT - 3030103000 - PUBLIC WORKS - ENGINEERING				
1001 RADAR SPEED TRAILERS	2	30,000	2	30,000
1002 RADAR SPEED SENTRIES	2	15,000	2	15,000
1003 PORTABLE SIGNAL CONTROLLER TESTER	1	3,000	1	3,000
1004 TRAFFIC COUNTER BOXES	4	5,000	4	5,000
3001 LASER PRINTERS	2	<u>5,000</u>	2	<u>5,000</u>
	TOTAL	58,000		58,000
 BUDGET UNIT - 3030105000 - PUBLIC WORKS - ROAD MAINTENANCE				
1001 STORM PUMPS	6	15,000	6	15,000
1002 CIRCULAR SAW	1	<u>4,000</u>	1	<u>4,000</u>
	TOTAL	19,000		19,000
 BUDGET UNIT - 4040500000 - MENTAL HEALTH SERVICES				
1001 BEDS	12	18,000	12	18,000
1002 ICE MACHINE	1	1,500	1	1,500
1003 BEDROOM FURNITURE	1	100,000	1	100,000
1004 LOBBY FURNITURE	1	41,422	1	41,422
1005 CUBICLE FURNITURE	1	1,500	1	1,500
3001 AUTOMATION EQUIPMENT	1	<u>1,193,100</u>	1	<u>1,193,100</u>
	TOTAL	1,355,522		1,355,522
 BUDGET UNIT - 4040600000 - SUBSTANCE ABUSE SERVICES				
1001 REFRIGERATORS	2	9,500	2	9,500
1002 RANGES	2	5,500	2	5,500
1003 BEDROOM FURNITURE	73	<u>134,100</u>	73	<u>134,100</u>
	TOTAL	149,100		149,100
 BUDGET UNIT - 4040800000 - UTILITY DISTRICTS				
3001 WIRELESS DATA EQUIPMENT	1	<u>10,000</u>	1	<u>10,000</u>
	TOTAL	10,000		10,000

**COUNTY OF SAN JOAQUIN**

**EQUIPMENT BUDGET DETAIL  
FISCAL YEAR 2013-2014**

DESCRIPTION	-----RECOMMENDED-----		-----ADOPTED-----	
	UNITS	AMOUNT	UNITS	AMOUNT
BUDGET UNIT - 4041000000 - PUBLIC HEALTH SERVICES				
1001 MICROSCOPE	1	2,550	1	2,550
3001 SERVERS	3	15,900	3	15,900
3002 NETWORK SWITCHES	3	21,000	3	21,000
3003 SQL SERVER	1	35,000	1	35,000
3004 SERVER ROOM BACKUP UPGRADES AND ENCLOSURES	1	32,300	1	32,300
3005 COMPUTERS	30	30,000	30	30,000
3006 PRINTERS	5	12,500	5	12,500
3007 LAPTOPS	10	10,000	10	10,000
3008 FIREWALL APPLIANCES	3	<u>30,000</u>	3	<u>30,000</u>
	TOTAL	189,250		189,250
BUDGET UNIT - 4041200000 - CONSERVATOR SERVICES				
1001 CARGO VAN	1	35,000	1	35,000
3001 PRINTERS	2	<u>5,000</u>	2	<u>5,000</u>
	TOTAL	40,000		40,000
BUDGET UNIT - 4042000000 - ENVIRONMENTAL HEALTH				
3001 NETWORK SERVER	1	2,500	1	2,500
3002 SERVER	1	10,000	1	10,000
3003 FIREWALL SOFTWARE	1	3,000	1	3,000
3004 PROJECTOR	1	<u>1,200</u>	1	<u>1,200</u>
	TOTAL	16,700		16,700
BUDGET UNIT - 4045415000 - CALIFORNIA CHILDREN'S SERVICES				
3001 COMPUTERS	10	<u>10,000</u>	10	<u>10,000</u>
	TOTAL	10,000		10,000
BUDGET UNIT - 5050101000 - HUMAN SERVICES AGENCY - ADMINISTRATION				
1001 MODULAR FURNITURE	100	580,000	100	580,000
3006 SECURITY CAMERAS	10	<u>32,500</u>	10	<u>32,500</u>
	TOTAL	612,500		612,500
BUDGET UNIT - 5055103000 - EMPLOYMENT & ECONOMIC DEVELOPMENT				
3001 MEDIA HUB MATRIX PLUS 128	1	5,400	1	5,400
3002 COMMUNICATIONS HUB 48-PORT	1	2,800	1	2,800

**COUNTY OF SAN JOAQUIN**

**EQUIPMENT BUDGET DETAIL  
FISCAL YEAR 2013-2014**

	DESCRIPTION	-----RECOMMENDED-----		-----ADOPTED-----	
		UNITS	AMOUNT	UNITS	AMOUNT
3003	SERVERS	3	26,700	3	26,700
3004	SCANNERS	3	<u>29,100</u>	3	<u>29,100</u>
	TOTAL		64,000		64,000
BUDGET UNIT - 70703000000 - PARKS & RECREATION					
1001	PADDLE BOATS	7	<u>23,000</u>	7	<u>23,000</u>
	TOTAL		23,000		23,000
BUDGET UNIT - 81900000000 - FLEET SERVICES					
1001	VEHICLES	90	2,818,195	90	2,818,195
1002	VEHICLE LIFT	1	20,000	1	20,000
1003	AIR CONDITIONING MACHINES	2	15,000	2	15,000
1004	PARTS WASHER	1	<u>13,000</u>	1	<u>13,000</u>
	TOTAL		2,866,195		2,866,195
BUDGET UNIT - 92100000000 - SOLID WASTE					
1001	CONSTRUCTION AREA 5 - NORTH COUNTY LANDFILL	1	800,000	1	800,000
1002	CONSTRUCTION - NEW RECYCLING PAD - NORTH COUNTY LF	1	150,000	1	150,000
1003	TRANSFER TRUCKS	2	180,000	2	180,000
1004	TRANSFER TRAILERS	4	280,000	4	280,000
1005	BACKHOES	3	240,000	3	240,000
1006	TARPING MACHINE	1	100,000	1	100,000
1007	MANLIFT	1	40,000	1	40,000
1008	DIESEL GENERATOR	1	40,000	1	40,000
1009	TRASH PUMP	1	4,000	1	4,000
1010	AIR COMPRESSORS	4	30,000	4	30,000
1011	PASSENGER TIRE MACHINES	2	8,000	2	8,000
1012	EDUCATION DISPLAY BACKDROPS	2	5,000	2	5,000
1013	GAS EXTRACTION METER	1	11,000	1	11,000
1014	FLOW METER	1	4,000	1	4,000
1015	SCALE HOUSE CAMERA CONSOLE - LL	1	2,000	1	2,000
1016	SCALE HOUSE CAMERAS - LL	3	12,000	3	12,000
1017	USED OIL COLLECTION TANK	1	<u>10,000</u>	1	<u>10,000</u>
	TOTAL		1,916,000		1,916,000

**COUNTY OF SAN JOAQUIN**

**EQUIPMENT BUDGET DETAIL  
FISCAL YEAR 2013-2014**

DESCRIPTION	-----RECOMMENDED-----		-----ADOPTED-----	
	UNITS	AMOUNT	UNITS	AMOUNT
BUDGET UNIT - 9221100000 - SAN JOAQUIN GENERAL HOSPITAL				
1001 HOSPITAL EQUIPMENT	1	2,087,527	1	2,087,527
1002 LEVEL III TRAUMA UPGRADES	1	1,822,791	1	1,822,791
1003 EMERGENCY ROOM UPGRADES	1	950,000	1	950,000
1004 UTILITY TUNNEL REPAIR	1	700,000	1	700,000
1005 RESIDENTIAL HOUSING RENOVATION	1	600,000	1	600,000
1006 FACILITY REPAIRS	1	1,182,829	1	1,182,829
3001 COMPUTER EQUIPMENT	1	1,805,069	1	1,805,069
3002 ELECTRONIC HEALTH RECORD PROJECT	1	<u>1,200,000</u>	1	<u>1,200,000</u>
	TOTAL	10,348,216		10,348,216
BUDGET UNIT - 9230901000 - AIRPORT ENTERPRISE FUND				
1001 AIRPORT LAYOUT PLAN	1	300,000	1	300,000
1002 TERMINAL IMPROVEMENTS	1	234,000	1	234,000
1003 TERMINAL APRON CONSTRUCTION	1	1,960,000	1	1,960,000
1004 GENERAL AVIATION APRON REPAIRS	1	108,000	1	108,000
1005 TERMINAL PARKING LOT CONTROLS AND IMPROVEMENTS	1	40,000	1	40,000
1006 DESIGN OF RUNWAY LIGHTING AND SIGNAGE	1	100,000	1	100,000
1007 LAWN MOWER	1	6,500	1	6,500
1008 TRACTOR BUCKET	1	2,900	1	2,900
1009 MEGOHMMETER	1	<u>2,000</u>	1	<u>2,000</u>
	TOTAL	2,753,400		2,753,400
	<b>GRAND TOTAL</b>	<b><u>26,373,234</u></b>		<b><u>26,378,234</u></b>

**TABLE OF CONTENTS**

**BUDGET MESSAGE**.....1

**COUNTY GOVERNMENT FUNCTIONAL ORGANIZATION CHART** .....6

**DIRECTORY OF COUNTY OFFICIALS** .....7

**BUDGET SUMMARY SCHEDULES**

    ALL FUNDS SUMMARY.....9

    GOVERNMENTAL FUNDS SUMMARY .....10

    FUND BALANCE – GOVERNMENTAL FUNDS .....11

    RESERVES/DESIGNATIONS BY GOVERNMENTAL FUNDS .....12

    SUMMARY OF ADDITIONAL FINANCING SOURCES BY SOURCE AND FUND .....13

    DETAIL OF ADDITIONAL FINANCING SOURCES BY FUND AND ACCOUNT .....15

    SUMMARY OF FINANCING USES BY FUNCTION AND FUND.....41

    DETAIL OF FINANCING USES BY FUNCTION, ACTIVITY, AND BUDGET UNIT .....43

**INTERNAL SERVICE FUNDS** .....219

**ENTERPRISE FUNDS** .....231

**SPECIAL DISTRICTS** .....235

**POSITION BUDGET DETAIL** .....379

**EQUIPMENT BUDGET DETAIL** .....455

**GOVERNMENTAL FUNDS**

**GENERAL GOVERNMENT**

10001 1010100000 BOARD OF SUPERVISORS.....51

10001 1010200000 COUNTY ADMINISTRATOR.....52

20026 1010200600 CAO-JAG-ARRA.....53

10001 1010800000 AUDITOR-CONTROLLER.....54

10001 1010803000 GENERAL PURPOSE REVENUES.....55

10001 1010804000 OPERATING TRANSFERS .....56

10001 1010805000 TOBACCO SETTLEMENT.....57

10001 1010900000 INFORMATION SYSTEMS DIVISION.....58

10001 1011000000 TREASURER-TAX COLLECTOR .....59

10001 1011100000 ASSESSOR.....60

10001 1011200000 PURCHASING SUPPORT SERVICES.....61

10001 1011600000 REVENUE AND RECOVERY.....62

10001 1011800000 COUNTY COUNSEL .....63

10001 1012400000 HUMAN RESOURCES .....64

**TABLE OF CONTENTS**

---

10001	1012500000	LABOR RELATIONS.....	65
10001	1013000000	REGISTRAR OF VOTERS.....	66
10001	1014200000	FACILITIES MANAGEMENT .....	67
10001	1014300000	CAPITAL PROJECT ADMIN .....	68
20048	1014400000	BUSINESS PARK-AIRPORT.....	69
10001	1015400000	ECONOMIC PROMOTION .....	70
10001	1016000000	SURVEYOR.....	71
10001	1016500000	REBATE-REFUND-JUDGMENT-DAMAGE .....	72
10001	1018000000	BLDG-EQUIP USE AND DEBT SERVICE .....	73
37004	1040148000	PUBLIC IMPROVEMENT .....	74
37004	1040148100	PUBLIC IMPROVEMENT-CDBG.....	75
37004	1040148300	PUBLIC IMPROVEMENT-FAC MGMT.....	76

**PUBLIC PROTECTION**

10001	2020200000	DISTRICT ATTORNEY .....	78
10001	2020202000	DA-REAL ESTATE FRAUD.....	79
10001	2020205000	DA-VICTIM ASSISTANCE .....	80
10001	2020206000	DA-CONSUMER FRAUD PROP 64.....	81
10001	2020207000	DA-EPU INVESTIGATION PROSECUTION.....	82
10001	2020209000	DA-CHILD ABDUCTION.....	83
20034	2020210000	DA-NARCOTICS ENFORCEMENT .....	84
10001	2020212000	DA-AUTO INSURANCE FRAUD .....	85
10001	2020216000	DA-WORKERS COMP INS FRAUD.....	86
10001	2020217000	DA-PUBLIC ASSISTANCE FRAUD.....	87
10001	2020223000	DA-CHILD ABUSE VERTICAL .....	88
20024	2020225000	DA-YOUTH GUN VIOLENCE-JAG .....	89
10001	2020273000	DA-VICTIM WITNESS PROG .....	90
10001	2020278110	DA-VIOLENCE AGAINST WOMEN .....	91
10001	2020278130	DA-ANTI-DRUG ABUSE ENFORCEMENT .....	92
10001	2020278140	DA-ARRA ENFORCEMENT TEAM.....	93
10001	2020278230	DA-ELDER ABUSE .....	94
10001	2020278240	DA-RURAL CRIMES PREVENTION.....	95
10001	2020278250	DA-CRIMINAL RESTITUTION PROG .....	96
10001	2020278270	DA-UNDERSERVED VICTIM ADVOCACY .....	97

**TABLE OF CONTENTS**

---

20020	2020280000	DA-COPS-AB3229 .....	98
20052	2020281000	DA-SLESF-AB109 .....	99
20038	2020300000	CHILD SUPPORT .....	100
10001	2020400000	PUBLIC DEFENDER .....	101
10001	2021000000	GRAND JURY .....	102
10001	2021200000	PRETRIAL SERVICES .....	103
10001	2021201000	ALCOHOL-DRUG ALTERNATIVE PROG.....	104
10001	2021274000	COUNTY SUPPORT TO COURTS .....	105
10001	2021300000	COURT ASSIGNED COUNSEL.....	106
10001	2021602000	SHERIFF-BOATING SAFETY .....	107
20035	2021606000	SHERIFF-NARCOTICS ENFORCEMENT .....	108
20035	2021607000	SHERIFF-NARCOTICS-FED-DOJ.....	109
10001	2021608000	SHERIFF-ABANDONED WATERCRAFT .....	110
10001	2021609000	SHERIFF-CAL MMET .....	111
10001	2021610000	SHERIFF-AUTOMATED FINGERPRINT .....	112
10001	2021613000	SHERIFF-HI-TECH CRIMES .....	113
10001	2021614000	SHERIFF-RURAL CRIME.....	114
10001	2021614170	SHERIFF-OFF HIGHWAY ENFORCEMENT .....	115
10001	2021615000	SHERIFF-MOUNTAIN HOUSE .....	116
10001	2021616000	SHERIFF-PORT SECURITY GRANT.....	117
10001	2021619000	SHERIFF-ANIMAL CONTROL .....	118
10001	2021620000	SHERIFF-PATROL.....	119
10001	2021622000	SHERIFF-COMMUNICATIONS .....	120
10001	2021625000	SHERIFF-TECHNOLOGY PROJECTS.....	121
10001	2021626000	SHERIFF-DETECTIVES .....	122
10001	2021627000	SHERIFF-AUTO THEFT PROG .....	123
10001	2021628000	SHERIFF-RECORDS.....	124
10001	2021635000	SHERIFF-CIVIL .....	125
10001	2021640000	SHERIFF-CORONER MORGUE.....	126
10001	2021645000	SHERIFF-ADMIN SUPPORT SERVICES .....	127
10001	2021649000	SHERIFF-INFORMATION SYSTEMS .....	128
10001	2021650000	SHERIFF-LATHROP POLICE CONTRACT .....	129
20020	2021652000	SHERIFF- COPS-AB3229-PATROL.....	130
20020	2021653000	SHERIFF- COPS-AB3229-CUSTODY .....	131

**TABLE OF CONTENTS**

---

20024	2021654000	SHERIFF-JAG PROGRAM .....	132
20052	2021655000	SHERIFF-PATROL-SLESF-AB109 .....	133
20026	2021656000	SHERIFF-JAG ARRA .....	134
20052	2021657000	SHERIFF-CUSTODY-SLESF-AB109 .....	135
10001	2021658000	SHERIFF-COURT SERVICES .....	136
10001	2021659000	SHERIFF-ANTI DRUG ABUSE .....	137
10001	2022600000	SHERIFF-CUSTODY .....	138
20051	2022621000	SHERIFF-LOC COMM CORR-AB109 .....	139
10001	2022620000	SHERIFF-WORK PROGRAM .....	140
10001	2022621000	CORRECTIONAL HEALTH SERVICES .....	141
10001	2022700000	PROBATION-JUVENILE .....	142
10001	2022702000	PROBATION-ADULT .....	143
10001	2022702300	PROBATION-ADULT-SB678 .....	144
20051	2022702510	PROBATION-LOC COMM CORR-AB109 .....	145
20024	2022710000	PROBATION-JAG PROG .....	146
20026	2022736000	PROBATION-JUV RECONNECT JAG ARRA .....	147
10001	2022745000	PROBATION-ADMINISTRATION .....	148
20020	2022780000	PROBATION-JUV JUST CRIME-COPS .....	149
20020	2022784000	CAO-NEIGHBORHOOD SERVICE CTR .....	150
20052	2022785000	PROB-JUV-SLESF-AB109 .....	151
10001	2022800000	PROBATION-JUVENILE DETENTION .....	152
20024	2023024000	JAG CENTRALIZED REV AND COSTS .....	153
10001	2023040000	FLOOD MANAGEMENT .....	154
10001	2023060000	WATER RESOURCES .....	155
10001	2023070000	DELTA ACTIVITIES .....	156
10001	2024100000	FLOOD CHANNEL MAINTENANCE .....	157
10001	2024700000	AGRICULTURAL COMMISSIONER .....	158
10001	2024701000	GLASSY-WINGED SHARPSHOOTER PREV .....	159
10001	2024900000	SEALER OF WEIGHTS AND MEASURES .....	160
10001	2025600000	COMMUNITY DEVELOPMENT SERVICES .....	161
10001	2025700000	SHERIFF-PUBLIC ADMINISTRATOR .....	162
10001	2025900000	RECORDER-COUNTY CLERK .....	163
20037	2025901000	RECORDER-EQUIPMENT AUTOMATION .....	164
10001	2026000000	EMERGENCY SERVICES .....	165

**TABLE OF CONTENTS**

---

10001	2026000150	EMERGENCY SERVICES-GRANTS.....	166
20010	2026300000	ANIMAL CONTROL DIVISION.....	167
20005	2026500000	FISH AND GAME PROPAGATION.....	168
10001	2026700000	LAFCO CONTRIBUTION.....	169

**PUBLIC WAYS AND FACILITIES**

20002	3030101000	PUBLIC WORKS-ADMINISTRATION.....	170
20002	3030103000	PUBLIC WORKS-ENGINEERING.....	171
20002	3030105000	PUBLIC WORKS-ROAD MAINT.....	172
20002	3030106000	PUBLIC WORKS-CONSTRUCTION.....	173
20002	3030108000	PUBLIC WORKS-DEVELOPMENT SVS.....	174
10001	3030900000	COMMUNITY INFRASTR-ENGINEERING.....	175
20013	3031300000	ROAD DISTRICT NO 1.....	176
20014	3031400000	ROAD DISTRICT NO 2.....	177
20015	3031500000	ROAD DISTRICT NO 3.....	178
20016	3031600000	ROAD DISTRICT NO 4.....	179
20017	3031700000	ROAD DISTRICT NO 5.....	180
20039	3039900000	COMMUNITY INFRASTRUCTURE PROG.....	181
20039	3039901000	COMMUNITY INFRASTRUCTURE-FLAG CITY.....	182
20039	3039902000	COMMUNITY INFRASTRUCTURE-RTIF.....	183

**HEALTH AND SANITATION**

20007	4040300000	MENTAL HEALTH-PHARMACY.....	184
20007	4040500000	MENTAL HEALTH SERVICES.....	185
20007	4040600000	SUBSTANCE ABUSE SERVICES.....	186
20007	4040700000	BEHAVIORAL HEALTH-ADMIN.....	187
10001	4040800000	UTILITY DISTRICTS.....	188
10001	4041000000	PUBLIC HEALTH SERVICES.....	189
20007	4041200000	CONSERVATOR SERVICES.....	190
20047	4041600000	SUBSTANCE ABUSE-CRIME PREVENTION.....	191
10001	4041800000	EMERGENCY MEDICAL SERVICE AGENCY.....	192
10001	4042000000	ENVIRONMENTAL HEALTH.....	193
10001	4045415000	CALIFORNIA CHILDREN'S SERVICES.....	194

**TABLE OF CONTENTS**

---

20041	4049100000	CHILDREN AND FAMILIES PROGRAM.....	195
10001	4049400000	HEALTH CARE CONTRIBUTION.....	196
10001	4049500000	HEALTH CARE SERVICES-ADMIN.....	197

**PUBLIC ASSISTANCE**

10001	5050101000	HUMAN SERVICES-ADMIN.....	198
10001	5050106000	HSA-CALWORKS ASSISTANCE.....	199
10001	5050107000	HSA-FOSTER CARE.....	200
10001	5050108000	HSA-ADOPTION ASSISTANCE.....	201
10001	5050110000	HSA-GENERAL ASSISTANCE.....	202
10001	5050118000	HSA-IN HOME SUPPORTIVE SVS.....	203
10001	5050132000	HSA-TEMPORARY HOMELESS SHELTER.....	204
10001	5050144000	HSA- REFUGEE CASH ASSISTANCE.....	205
10001	5053300000	BURIALS.....	206
10001	5053900000	MARY GRAHAM CHILDREN'S SHELTER.....	207
10001	5054000000	COMMUNITY SERVICES.....	208
10001	5054101000	AGING-COMMUNITY SERVICES.....	209
20008	5055103000	WORKFORCE INVESTMENT ACT.....	210
10001	5055246000	NEIGHBORHOOD PRESERVATION.....	211
10001	5055600000	VETERANS SERVICE OFFICE.....	212
20009	5056500000	COUNTY HEAD START.....	213

**EDUCATION**

20018	6060900000	COUNTY LIBRARY.....	214
10001	6061500000	COOPERATIVE EXTENSION.....	215

**RECREATION AND CULTURAL SERVICES**

10001	7070300000	PARKS AND RECREATION.....	216
10001	7070800000	CULTURAL SERVICES.....	217

**CONTINGENCY RESERVE**

10011	1111066000	PROVISION FOR CONTINGENCIES.....	77
-------	------------	----------------------------------	----

**INTERNAL SERVICE FUNDS**

FLEET SERVICES .....219  
OFFICE AUTOMATION .....220  
PURCHASING .....221  
RADIO COMMUNICATIONS .....222  
SELF-INSURANCE – CASUALTY .....223  
SELF-INSURANCE – DENTAL.....224  
SELF INSURANCE – MEDICAL.....225  
SELF INSURANCE – MEDICAL MALPRACTICE.....226  
SELF INSURANCE – UNEMPLOYMENT .....227  
SELF INSURANCE – WORKERS’ COMPENSATION .....228  
SOUTHERN WATER .....229  
TELEPHONE.....230

**ENTERPRISE FUNDS**

AIRPORT.....231  
HOSPITAL.....232  
SOLID WASTE .....233  
SOLID WASTE CLOSURE .....234

**SPECIAL DISTRICTS & OTHERS**

COUNTY SERVICE AREAS – PARKS  
30101 CSA 1 BOGGS TRACT PARK .....250  
30201 CSA 2 MADISON PARK .....251  
30301 CSA 3 GARDEN ACRES-EASTSIDE PARK.....252  
30401 CSA 4 LATHROP PARK.....253  
30501 CSA 5 RAYMUS VILLAGE PARK.....254  
30801 CSA 8 TAFT PARK .....255  
31101 CSA 11 LARCH CLOVER PARK.....256  
34801 CSA 48 WOODBRIDGE COMMUNITY PARK .....257

**COUNTY SERVICE AREAS – PUBLIC WORKS**

30331	CSA 3A TALLAHATCHEY TERRACE.....	258
31201	CSA 12 THORTON.....	259
31261	CSA 12 THORTON-DEBT SERVICE .....	260
31401	CSA 14 VICTOR.....	261
31461	CSA 14 VICTOR-DEBT SERVICE.....	262
31501	CSA 15 WATERLOO-99 .....	263
31601	CSA 16 PAR COUNTRY ESTATES.....	264
31701	CSA 17 CHEROKEE INDUSTRIAL PARK .....	265
31801	CSA 18 FAIRWAY ESTATES .....	266
32101	CSA 21 OAK CREEK .....	267
32301	CSA 23 GRANDA GLEN .....	268
32401	CSA 24 MOZNETT ESTATES.....	269
32501	CSA 25 CAPEWOOD ESTATES.....	270
32901	CSA 29 FOREST LAKE RANCHETTES .....	271
33001	CSA 30 MANTECA INDUSTRIAL PARK.....	272
33101	CSA 31 FLAG CITY.....	273
33131	CSA 31 FLAG CITY-NITRATE TREATMENT ZONE W .....	274
33192	CSA 31 FLAG CITY-SEWER .....	275
33501	CSA 35 SANTOS RANCH-LOS RANCHOS .....	276
33597	CSA 35 SANTOS RANCH-LOS RANCHOS-WATER .....	277
33601	CSA 36 LLOYD LANE .....	278
33631	CSA 36A LLOYD LANE ZONE A .....	279
33632	CSA 36B LLOYD LANE ZONE B.....	280
33701	CSA 37 MARTY COURT .....	281
34101	CSA 41 EAGLECREST .....	282
34114	CSA 41N TIERRA DEL SOL ZONE N.....	283
34131	CSA 41 ZONE C .....	284
34201	CSA 42 BLATT ESTATES.....	285
34301	CSA 43 CLEMENTS.....	286
34331	CSA 43D CLEMENTS ZONE D .....	287
34401	CSA 44 FAIR OAKS.....	288
34431	CSA 44E CASTELLO ESTATES ZONE E.....	289
34441	CSA 44G LINNE ESTATES ZONE G .....	290

**TABLE OF CONTENTS**

---

34461 CSA 44 FAIR OAKS-DEBT SERVICE .....291  
34501 CSA 45 LOCKEFORD BLUFFS .....292  
34601 CSA 46 MORADA NORTH .....293  
34631 CSA 46L HEATHER MOORE ESTATES ZONE L .....294  
34694 CSA 46 MORADA NORTH-WATER.....295  
34701 CSA 47 HEMPSTEAD COURT .....296  
34831 CSA 48K WOODBRIDGE MAIN STREET ZONE K.....297  
34901 CSA 49L RURAL INTERSECTION SAFETY LIGHTING ZONE L .....298  
34931 CSA 49L-1 RURAL INTERSECTION SAFETY LIGHTING ZONE L-1 .....299  
35001 CSA 50 PATTERSON PASS BUSINESS PARK.....300  
35101 CSA 51 ACAMPO VILLAGE .....301  
35201 CSA 52 BLOSSOM COURT .....302  
35301 CSA 53 HOUSEHOLD HAZARDOUS WASTE MANAGEMENT .....303  
35339 CSA 53 HAZARDOUS WASTE FACILITY CLOSURE .....304  
35401 CSA 54 NATIONAL POLLUTION DISCHARGE ELIMINATION SYSTEM .....305  
35501 CSA 55 SHAYLYNN ESTATES.....306  
35531 CSA 55C STONEGATE ESTATES ZONE C .....307  
30601 CSA 56 PETERS .....308

**FLOOD CONTROL**

21101 FLOOD CONTROL & WATER CONSERVATION DISTRICT .....309  
21113 FLOOD CONTROL ZONE 9.....310  
21114 FLOOD CONTROL ZONE 10.....311  
21116 SJC FLOOD CONTROL ASSESSMENT DISTRICT #96-1 .....312  
21168 SJC FLOOD CONTROL WATER INVESTIGATION ZONE 2.....313  
21191 FLOOD CONTROL ZONE 9-CAPITAL OUTLAY .....314  
21201 MOKELUMNE RIVER WATER & POWER AUTHORITY .....315

**LIGHTING DISTRICTS**

22001 ASH STREET .....316  
22002 BOGGS TRACT .....317  
22003 BURKETT GARDEN ACRES.....318  
22004 BURKETT GARDENS .....319  
22005 EASTVIEW .....320

**TABLE OF CONTENTS**

---

22006 ELKHORN .....321  
22007 FARMINGTON.....322  
22008 LINDEN .....323  
22009 LOCKEFORD .....324  
22010 MARIPOSA HEIGHTS.....325  
22011 MISSION VILLAGE.....326  
22012 MORADA ESTATES.....327  
22013 MORADA MANOR.....328  
22014 NORTH OAKS.....329  
22015 NORTH WILSON WAY.....330  
22016 NORTHEAST STOCKTON .....331  
22017 ORO STREET .....332  
22018 PLYMOUTH VILLAGE.....333  
22019 RANCHO VILLAGE .....334  
22021 SHASTA AVENUE .....335  
22022 SHIPPEE-FRENCH CAMP .....336  
22023 SILVA GARDENS.....337  
22024 SOUTH FRENCH CAMP .....338  
22025 SOUTHWEST STOCKTON.....339  
22026 STOCKTON #5.....340  
22027 TUXEDO-COUNTRY CLUB.....341  
22028 VICTOR ..... 342  
22029 WEST LANE.....343  
22030 WOODBRIDGE.....344  
22031 WEST STOCKTON .....345

**MAINTENANCE DISTRICTS**

22101 ACAMPO .....346  
22201 ALMOND PARK .....347  
22295 ASHLEY PARK.....348  
22401 BEAR CREEK TERRACE.....349  
22501 BOWLING GREEN .....350  
22601 COUNTRY CLUB VISTA.....351  
22701 COLONIAL HEIGHTS.....352

**TABLE OF CONTENTS**

---

22801 CORRAL HOLLOW .....353  
23001 ELKHORN ESTATES .....354  
23101 GAYLA MANOR.....355  
23201 LAMBERT VILLAGE .....356  
23401 LINCOLN VILLAGE.....357  
23501 LOCKEFORD .....358  
23601 MAURLAND MANOR .....359  
23701 MOKELUMNE ACRES.....360  
23801 MORADA ACRES.....361  
23901 MORADA ESTATES.....362  
24001 MORADA MANOR.....363  
24201 PACIFIC GARDENS .....364  
24212 PACIFIC GARDENS SANITARY – GENERAL RESERVE .....365  
24301 RANCHO SAN JOAQUIN .....366  
24401 RAYMUS VILLAGE .....367  
24501 RIVIERA CLIFFS .....368  
24601 SHADED TERRACE .....369  
24661 SHADED TERRACE-DEBT SERVICE.....370  
24701 SPRING CREEK ESTATES .....371  
24801 SUMMER HOME ESTATES .....372  
24901 SUNNYSIDE ESTATES.....373  
24961 SUNNYSIDE ESTATES-DEBT SERVICE.....374  
25001 WALNUT ACRES .....375  
25101 WILKINSON MANOR.....376  
25131 WILKINSON MANOR ZONE A.....377  
21501 SAN JOAQUIN WATERWORKS #2.....378

<b>BUDGET MESSAGE</b> .....	1
<b>COUNTY GOVERNMENT FUNCTIONAL ORGANIZATION CHART</b> .....	6
<b>DIRECTORY OF COUNTY OFFICIALS</b> .....	7
<b>BUDGET SUMMARY SCHEDULES</b>	
ALL FUNDS SUMMARY .....	9
GOVERNMENTAL FUNDS SUMMARY .....	10
FUND BALANCE – GOVERNMENTAL FUNDS .....	11
RESERVES/DESIGNATIONS BY GOVERNMENTAL FUNDS .....	12
SUMMARY OF ADDITIONAL FINANCING SOURCES BY SOURCE AND FUND .....	13
DETAIL OF ADDITIONAL FINANCING SOURCES BY FUND AND ACCOUNT .....	15
SUMMARY OF FINANCING USES BY FUNCTION AND FUND.....	41
DETAIL OF FINANCING USES BY FUNCTION, ACTIVITY, AND BUDGET UNIT .....	43
<b>INTERNAL SERVICE FUNDS</b> .....	219
<b>ENTERPRISE FUNDS</b> .....	231
<b>SPECIAL DISTRICTS</b> .....	235
<b>POSITION BUDGET DETAIL</b> .....	379
<b>EQUIPMENT BUDGET DETAIL</b> .....	455

**GOVERNMENTAL FUNDS  
COUNTY DEPARTMENTS**

**A**

AGING-COMMUNITY SERVICES .....	209
AGRICULTURAL COMMISSIONER .....	158
ALCOHOL-DRUG ALTERNATIVE PROG .....	104
ANIMAL CONTROL DIVISION .....	167
ASSESSOR .....	60
AUDITOR-CONTROLLER .....	54

**B**

BEHAVIORAL HEALTH-ADMIN .....	187
BLDG-EQUIP USE AND DEBT SERVICE .....	73
BOARD OF SUPERVISORS .....	51

BURIALS.....206  
BUSINESS PARK-AIRPORT .....69

**C**

CALIFORNIA CHILDREN'S SERVICES .....194  
CAO-JAG-ARRA .....53  
CAO-NEIGHBORHOOD SERVICE CTR.....150  
CAPITAL PROJECT ADMIN.....68  
CHILD SUPPORT .....100  
CHILDREN AND FAMILIES PROGRAM .....195  
COMMUNITY DEVELOPMENT SERVICES.....161  
COMMUNITY INFRASTR-ENGINEERING .....175  
COMMUNITY INFRASTRUCTURE PROG .....181  
COMMUNITY INFRASTRUCTURE-FLAG CITY .....182  
COMMUNITY INFRASTRUCTURE-RTIF .....183  
COMMUNITY SERVICES.....208  
CONSERVATOR SERVICES.....190  
COOPERATIVE EXTENSION.....215  
CORRECTIONAL HEALTH SERVICES .....141  
COUNTY ADMINISTRATOR .....52  
COUNTY COUNSEL.....63  
COUNTY HEAD START.....213  
COUNTY LIBRARY.....214  
COUNTY SUPPORT TO COURTS.....105  
COURT ASSIGNED COUNSEL .....106  
CULTURAL SERVICES.....217

**D**

DA-ANTI-DRUG ABUSE ENFORCEMENT .....92  
DA-ARRA ENFORCEMENT TEAM.....93  
DA-AUTO INSURANCE FRAUD .....85  
DA-CHILD ABDUCTION .....83  
DA-CHILD ABUSE VERTICAL.....88  
DA-CONSUMER FRAUD PROP 64 .....81

**ALPHABETICAL LISTING**

---

DA-COPS-AB3229 .....98  
DA-ELDER ABUSE.....94  
DA-EPU INVESTIGATION PROSECUTION .....82  
DA-NARCOTICS ENFORCEMENT .....84  
DA-PUBLIC ASSISTANCE FRAUD .....87  
DA-REAL ESTATE FRAUD .....79  
DA-RURAL CRIMES PREVENTION .....95  
DA-CRIMINAL RESTITUTION PROG.....96  
DA-SLESF-AB109 .....99  
DA-UNDERSERVED VICTIM ADVOCACY .....97  
DA-VICTIM ASSISTANCE .....80  
DA-VICTIM WITNESS PROG.....90  
DA-VIOLENCE AGAINST WOMEN .....91  
DA-WORKERS COMP INS FRAUD .....86  
DA-YOUTH GUN VIOLENCE-JAG.....89  
DELTA ACTIVITIES.....156  
DISTRICT ATTORNEY .....78

**E**

ECONOMIC PROMOTION.....70  
EMERGENCY MEDICAL SERVICE AGENCY .....192  
EMERGENCY SERVICES .....165  
EMERGENCY SERVICES-GRANTS .....166  
ENVIRONMENTAL HEALTH .....193

**F**

FACILITIES MANAGEMENT.....67  
FISH AND GAME PROPAGATION.....168  
FLOOD CHANNEL MAINTENANCE .....157  
FLOOD MANAGEMENT .....154

**G**

GENERAL PURPOSE REVENUES .....55  
GLASSY-WINGED SHARPSHOOTER PREV.....159  
GRAND JURY.....102

**H**

HEALTH CARE CONTRIBUTION .....196  
HEALTH CARE SERVICES-ADMIN .....197  
HSA-REFUGEE CASH ASSISTANCE .....205  
HSA-ADOPTION ASSISTANCE .....201  
HSA-CALWORKS ASSISTANCE .....199  
HSA-FOSTER CARE .....200  
HSA-GENERAL ASSISTANCE .....202  
HSA-IN HOME SUPPORTIVE SVS .....203  
HSA-TEMPORARY HOMELESS SHELTER.....204  
HUMAN RESOURCES .....64  
HUMAN SERVICES-ADMIN .....198

**I**

INFORMATION SYSTEMS DIVISION .....58

**J**

JAG CENTRALIZED REV AND COSTS .....153

**L**

LABOR RELATIONS .....65  
LAFCO CONTRIBUTION.....169

**M**

MARY GRAHAM CHILDREN'S SHELTER.....207  
MENTAL HEALTH SERVICES .....185  
MENTAL HEALTH-PHARMACY .....184

**N**

NEIGHBORHOOD PRESERVATION .....211

**O**

OPERATING TRANSFERS.....56

P

PARKS AND RECREATION .....216

PRETRIAL SERVICES .....103

PROBATION-ADMINISTRATION .....148

PROBATION-ADULT .....143

PROBATION-ADULT-SB678 .....144

PROBATION-JAG PROG .....146

PROBATION-JUV JUST CRIME-COPS .....149

PROBATION-JUV RECONNECT JAG ARRA .....147

PROBATION-JUVENILE DETENTION .....152

PROBATION-JUVENILE .....142

PROBATION-LOC COMM CORR-AB109 .....145

PROB-JUV-SLESF-AB109 .....151

PUBLIC DEFENDER .....101

PUBLIC HEALTH SERVICES .....189

PUBLIC IMPROVEMENT .....74

PUBLIC IMPROVEMENT-CDBG .....75

PUBLIC IMPROVEMENT-FAC MGMT .....76

PUBLIC WORKS-ADMINISTRATION .....170

PUBLIC WORKS-CONSTRUCTION .....173

PUBLIC WORKS-DEVELOPMENT SVS .....174

PUBLIC WORKS-ENGINEERING .....171

PUBLIC WORKS-ROAD MAINT .....172

PURCHASING SUPPORT SERVICES .....61

R

REBATE-REFUND-JUDGMENT-DAMAGE .....72

RECORDER-COUNTY CLERK .....163

RECORDER-EQUIPMENT AUTOMATION .....164

REGISTRAR OF VOTERS .....66

REVENUE AND RECOVERY .....62

ROAD DISTRICT NO 1 .....176

ROAD DISTRICT NO 2 .....177

ROAD DISTRICT NO 3 ..... 178  
ROAD DISTRICT NO 4 ..... 179  
ROAD DISTRICT NO 5 ..... 180

**S**

SEALER OF WEIGHTS AND MEASURES ..... 160  
SHERIFF-ABANDONED WATERCRAFT ..... 110  
SHERIFF-ADMIN SUPPORT SERVICES ..... 127  
SHERIFF-ANIMAL CONTROL ..... 118  
SHERIFF-ANTI DRUG ABUSE ..... 137  
SHERIFF-AUTO THEFT PROG ..... 123  
SHERIFF-AUTOMATED FINGERPRINT ..... 112  
SHERIFF-BOATING SAFETY ..... 107  
SHERIFF-CAL MMET ..... 111  
SHERIFF-CIVIL ..... 125  
SHERIFF-COMMUNICATIONS ..... 120  
SHERIFF-COPS-AB3229-CUSTODY ..... 131  
SHERIFF-COPS-AB3229-PATROL ..... 130  
SHERIFF-CORONER MORGUE ..... 126  
SHERIFF-COURT SERVICES ..... 136  
SHERIFF-CUSTODY ..... 138  
SHERIFF-CUSTODY-SLESF-AB109 ..... 135  
SHERIFF-DETECTIVES ..... 122  
SHERIFF-HI-TECH CRIMES ..... 113  
SHERIFF-INFORMATION SYSTEMS ..... 128  
SHERIFF-JAG ARRA ..... 134  
SHERIFF-JAG PROGRAM ..... 132  
SHERIFF-LATHROP POLICE CONTRACT ..... 129  
SHERIFF-LOC COMM CORR-AB 109 ..... 139  
SHERIFF-MOUNTAIN HOUSE ..... 116  
SHERIFF-NARCOTICS ENFORCEMENT ..... 108  
SHERIFF-NARCOTICS-FED-DOJ ..... 109  
SHERIFF-OFF HIGHWAY ENFORCEMENT ..... 115  
SHERIFF-PATROL ..... 119

*ALPHABETICAL LISTING*

---

SHERIFF-PATROL-SLESF-AB109 .....	133
SHERIFF-PORT SECURITY GRANT .....	117
SHERIFF-PUBLIC ADMINISTRATOR .....	162
SHERIFF-RECORDS .....	124
SHERIFF-RURAL CRIME .....	114
SHERIFF-TECHNOLOGY PROJECTS .....	121
SHERIFF-WORK PROGRAM.....	140
SUBSTANCE ABUSE SERVICES.....	186
SUBSTANCE ABUSE-CRIME PREVENTION.....	191
SURVEYOR .....	71

**T**

TOBACCO SETTLEMENT .....	57
TREASURER-TAX COLLECTOR.....	59

**U**

UTILITY DISTRICTS.....	188
------------------------	-----

**V**

VETERANS SERVICE OFFICE.....	212
------------------------------	-----

**W**

WATER RESOURCES.....	155
WORKFORCE INVESTMENT ACT .....	210

**CONTINGENCY RESERVE**

PROVISION FOR CONTINGENCIES.....	77
----------------------------------	----

**INTERNAL SERVICE FUNDS**

FLEET SERVICES .....	219
OFFICE AUTOMATION .....	220

PURCHASING .....221  
RADIO COMMUNICATIONS .....222  
SELF-INSURANCE – CASUALTY .....223  
SELF-INSURANCE – DENTAL .....224  
SELF INSURANCE – MEDICAL.....225  
SELF INSURANCE – MEDICAL MALPRACTICE.....226  
SELF INSURANCE – UNEMPLOYMENT .....227  
SELF INSURANCE – WORKERS’ COMPENSATION.....228  
SOUTHERN WATER .....229  
TELEPHONE.....230

**ENTERPRISE FUNDS**

AIRPORT.....231  
HOSPITAL .....232  
SOLID WASTE .....233  
SOLID WASTE CLOSURE .....234

**SPECIAL DISTRICTS & OTHERS**

**COUNTY SERVICE AREAS – PARKS**

CSA 1 BOGGS TRACT PARK.....250  
CSA 11 LARCH CLOVER PARK.....256  
CSA 2 MADISON PARK.....251  
CSA 3 GARDEN ACRES-EASTSIDE PARK.....252  
CSA 4 LATHROP PARK.....253  
CSA 48 WOODBRIDGE COMMUNITY PARK .....257  
CSA 5 RAYMUS VILLAGE PARK .....254  
CSA 8 TAFT PARK .....255

**COUNTY SERVICE AREAS – PUBLIC WORKS**

CSA 12 THORTON .....259  
CSA 12 THORTON-DEBT SERVICE.....260  
CSA 14 VICTOR .....261  
CSA 14 VICTOR-DEBT SERVICE .....262

**ALPHABETICAL LISTING**

---

CSA 15 WATERLOO-99 .....263

CSA 16 PAR COUNTRY ESTATES .....264

CSA 17 CHEROKEE INDUSTRIAL PARK .....265

CSA 18 FAIRWAY ESTATES .....266

CSA 21 OAK CREEK .....267

CSA 23 GRANDA GLEN .....268

CSA 24 MOZNETT ESTATES .....269

CSA 25 CAPEWOOD ESTATES .....270

CSA 29 FOREST LAKE RANCHETTES.....271

CSA 30 MANTECA INDUSTRIAL PARK.....272

CSA 31 FLAG CITY .....273

CSA 31 FLAG CITY-NITRATE TREATMENT ZONE W.....274

CSA 31 FLAG CITY-SEWER.....275

CSA 35 SANTOS RANCH-LOS RANCHOS .....276

CSA 35 SANTOS RANCH-LOS RANCHOS-WATER .....277

CSA 36 LLOYD LANE.....278

CSA 36A LLOYD LANE ZONE A.....279

CSA 36B LLOYD LANE ZONE B .....280

CSA 37 MARTY COURT .....281

CSA 3A TALLAHATCHEY TERRACE .....258

CSA 41 EAGLECREST.....282

CSA 41 ZONE C.....284

CSA 41N TIERRA DEL SOL ZONE N .....283

CSA 42 BLATT ESTATES .....285

CSA 43 CLEMENTS .....286

CSA 43D CLEMENTS ZONE D.....287

CSA 44 FAIR OAKS .....288

CSA 44 FAIR OAKS-DEBT SERVICE.....291

CSA 44E CASTELLO ESTATES ZONE E .....289

CSA 44G LINNE ESTATES ZONE G.....290

CSA 45 LOCKEFORD BLUFFS.....292

CSA 46 MORADA NORTH.....293

CSA 46 MORADA NORTH-WATER .....295

CSA 46L HEATHER MOORE ESTATES ZONE L.....294

CSA 47 HEMPSTEAD COURT .....296  
CSA 48K WOODBRIDGE MAIN STREET ZONE K .....297  
CSA 49L RURAL INTERSECTION SAFETY LIGHTING ZONE L.....298  
CSA 49L-1 RURAL INTERSECTION SAFETY LIGHTING ZONE L-1 .....299  
CSA 50 PATTERSON PASS BUSINESS PARK .....300  
CSA 51 ACAMPO VILLAGE.....301  
CSA 52 BLOSSOM COURT .....302  
CSA 53 HAZARDOUS WASTE FACILITY CLOSURE.....304  
CSA 53 HOUSEHOLD HAZARDOUS WASTE MANAGEMENT .....303  
CSA 54 NATIONAL POLLUTION DISCHARGE ELIMINATION SYSTEM.....305  
CSA 55 SHAYLYNN ESTATES .....306  
CSA 55C STONEGATE ESTATES ZONE C.....307  
CSA 56 PETERS.....308

**FLOOD CONTROL**

FLOOD CONTROL & WATER CONSERVATION DISTRICT.....309  
FLOOD CONTROL ZONE 10 .....311  
FLOOD CONTROL ZONE 9-CAPITAL OUTLAY .....314  
FLOOD CONTROL ZONE 9 .....310  
MOKELUMNE RIVER WATER & POWER AUTHORITY.....315  
SJC FLOOD CONTROL ASSESSMENT DISTRICT #96-1 .....312  
SJC WATER INVESTIGATION ZONE 2 .....313

**LIGHTING DISTRICTS**

ASH STREET .....316  
BOGGS TRACT .....317  
BURKETT GARDEN ACRES .....318  
BURKETT GARDENS.....319  
EASTVIEW .....320  
ELKHORN.....321  
FARMINGTON .....322  
LINDEN .....323  
LOCKEFORD.....324

**ALPHABETICAL LISTING**

---

MARIPOSA HEIGHTS ..... 325  
MISSION VILLAGE ..... 326  
MORADA ESTATES ..... 327  
MORADA MANOR ..... 328  
NORTH OAKS ..... 329  
NORTH WILSON WAY ..... 330  
NORTHEAST STOCKTON ..... 331  
ORO STREET ..... 332  
PLYMOUTH VILLAGE ..... 333  
RANCHO VILLAGE ..... 334  
SHASTA AVENUE ..... 335  
SHIPPEE-FRENCH CAMP ..... 336  
SILVA GARDENS ..... 337  
SOUTH FRENCH CAMP ..... 338  
SOUTHWEST STOCKTON ..... 339  
STOCKTON #5 ..... 340  
TUXEDO-COUNTRY CLUB ..... 341  
VICTOR ..... 342  
WEST LANE ..... 343  
WEST STOCKTON ..... 345  
WOODBIDGE ..... 344

**MAINTENANCE DISTRICTS**

ACAMPO ..... 346  
ALMOND PARK ..... 347  
ASHLEY PARK ..... 348  
BEAR CREEK TERRACE ..... 349  
BOWLING GREEN ..... 350  
COLONIAL HEIGHTS ..... 352  
CORRAL HOLLOW ..... 353  
COUNTRY CLUB VISTA ..... 351  
ELKHORN ESTATES ..... 354  
GAYLA MANOR ..... 355  
LAMBERT VILLAGE ..... 356

**ALPHABETICAL LISTING**

---

LINCOLN VILLAGE .....357

LOCKEFORD .....358

MAURLAND MANOR .....359

MOKELUMNE ACRES .....360

MORADA ACRES .....361

MORADA ESTATES .....362

MORADA MANOR .....363

PACIFIC GARDENS SANITARY-GENERAL RESERVE .....365

PACIFIC GARDENS .....364

RANCHO SAN JOAQUIN .....366

RAYMUS VILLAGE .....367

RIVIERA CLIFFS .....368

SAN JOAQUIN WATERWORKS #2 .....378

SHADED TERRACE .....369

SHADED TERRACE-DEBT SERVICE .....370

SPRING CREEK ESTATES .....371

SUMMER HOME ESTATES .....372

SUNNYSIDE ESTATES .....373

SUNNYSIDE ESTATES-DEBT SERVICE .....374

WALNUT ACRES .....375

WILKINSON MANOR .....376

WILKINSON MANOR ZONE A .....377